Livingston County 2016 Budget

TABLE OF CONTENTS

SECTION 1 - INTRODUCTORY INFORMATION **1**
GFOA Submission 2
Budget Checklist 3
SECTION 2 – BUDGET MESSAGE **5**
Budget Letter 6
Budget Process and Calendar 7
Fund Balance Position 9
Financial Summary 12
Position Summary Schedules 15
Budget Landscape 15
SECTION 3 – BUDGET IN BRIEF **19**
Livingston County Organizational Chart 21
Board of Supervisors 22
County Administration and Department Heads 23
Major Employers 25
Top Taxpayers 26
Fiscal Stress Scores 27
Summary Statement 28
Budget Highlights 29
Bond/Credit Ratings 30
Debt Service 31
Property Tax Levy History 32
Fund Balance 33
SECTION 4 – DEPARTMENTAL ACHIEVEMENT/GOALS **34**
Board of Elections 35
Board of Supervisors 35
Center for Nursing & Rehabilitation 36
Clerk of the Board 37
County Auditor 37
County Clerk 38
District Attorney 38

TABLE OF CONTENTS

Department of Health 39
Department of Social Services 39
Economic Development 40
Emergency Medical Services 40
Emergency Management Services 41
Highway 42
Historian 42
Information & Technology Services 43
Personnel 43
Office for the Aging 44
Planning 45
Probation 45
Purchasing 46
Records Management 46
Sheriff 47
Treasurer 47
Veterans Services 48
Workforce Development 49

SECTION 5 – CIP PLAN 50

CIP Plan Overview 51
CIP Program for 2016 53
2016-2020 New Capital Project/Equipment Requests 55

SECTION 6 – EXPENSE SUMMARY 56

SECTION 7 – REVENUE SUMMARY 156

SECTION 8 – ASSESSOR'S REPORT 184

SECTION 9 – POSITION CONTROL COUNTS 188

SECTION 10 – FINANCIAL POLICIES 197

Fund Balance Policy 198
Purchasing Policy 201
Financial Accountability Policy 227
Budget Transfer Policy 230
Investment Policy 231

SECTION 11 – ACRONYMS 238

SECTION 12 – BUDGET DETAIL 240

Section I

INTRODUCTORY INFORMATION

This budget has been prepared for consideration for the Government Finance Officers Association (GFOA) Distinguished Budget Presentation Award. Following its adoption, it will be submitted to GFOA. The GFOA established the Distinguished Budget Presentation Awards Program (Budget Awards Program) in 1984 to encourage and assist state and local governments in preparing budget documents of the very highest quality that reflect both the guidelines established by the National Advisory Council on State and Local Budgeting and the GFOA's best practices on budgeting. Furthermore, it recognizes individual governments that succeed in achieving that goal.

Documents submitted to the Budget Awards Program are reviewed by selected members of the GFOA professional staff and by outside reviewers with experience in public-sector budgeting. Each budget document submitted to the program is evaluated separately by three reviewers. Each reviewer rates a given budget document as being either *not proficient*, *proficient*, or *outstanding* in regard to 27 specific criteria, grouped into four basic categories. The reviewer also provides an overall rating for each of the basic categories. To receive the award, a budget document must be rated either *proficient* or *outstanding* by at least two of the three reviewers for all four basic categories, as well as for 14 of the 27 specific criteria identified as mandatory.

There are currently only two municipalities and two counties in New York State that received the GFOA Distinguished Budget Presentation Award in 2015.

Budget Checklist

MANDATORY ITEMS

Introduction and Overview

- ❑ Table of Contents
- ❑ Budget message that articulates priorities and issues for the upcoming year
- ❑ Overview of significant budgetary items and trends

Financial Structure, Policy, and Process

- ❑ Organization chart(s) for the entire entity
- ❑ A coherent statement of entity-wide long-term financial policies
- ❑ Description of the process for preparing, reviewing, and adopting the budget for the coming fiscal year and a description of the procedures for amending the budget after adoption

Financial Summaries

- ❑ A summary of major revenues and expenditures, as well as other financing sources and uses, to provide an overview of the total resources budgeted by the organization
- ❑ Summaries of revenues and other financing sources, and of expenditures and other financing uses for the prior year actual, the current year budget and/or estimated current year actual, and the proposed budget year
- ❑ Projected changes in fund balances, as defined by the entity in the document, for appropriated governmental funds included in the budget presentation

Budget Checklist continued

Financial Summaries

- ❑ Description of major revenue sources, explain the underlying assumptions for the revenue estimates, and discussion of significant revenue trends

Capital and Debt

- ❑ Budgeted capital expenditures, whether authorized in the operating budget or in a separate capital budget
- ❑ Financial data on current debt obligations, describing the relationship between current debt levels and legal debt limits, and explaining the effects of existing debt levels on current operations

Departmental Information

- ❑ A summary table of personnel or position counts for prior, current and budgeted years
- ❑ A description of activities, services or functions carried out by organizational units

Section 2

BUDGET MESSAGE

LIVINGSTON COUNTY
OFFICE OF COUNTY ADMINISTRATOR
Livingston County Government Center
6 Court Street, Room 302
Geneseo, New York 14454

(585) 243-7040
Fax (585) 243-7045

Ian M. Coyle, ICMA-CM
County Administrator

November 3, 2015

To the Livingston County Board of Supervisors:

I am pleased to present to the Board of Supervisors, and the residents of Livingston County, the tentative budget for Fiscal Year 2016.

Prior to in-depth commentary on the details and specifics of the tentative budget, I feel it important to emphasize the goals of the 2016 budget process, as laid out in August with Department Head meetings, and reinforced at the October 14th Board of Supervisors Budget workshop:

- Present a practical, responsible budget that delivers core county services in a cost-effective manner
- Comply with the New York State imposed property tax cap
- Use conservative estimates
- Fund priority projects and programs
- Fund the 5 Year Capital Improvement Plan
- Maintain services and programs
- Protect fiscal stability
- Adopt a Balanced Budget (expenses are matched with revenues and fund balance)

I am pleased to report that the budget goals outlined above have been met in their entirety.

The tentative budget calls for a tax rate of $7.94, up nine cents or roughly 1% from the 2015 rate. Our tax levy, the total amount of taxes collected from properties in the county, will rise approximately 1.9%, a percentage increase that is within the county's calculated "cap" figure of approximately 2.2%. We are poised to raise approximately $511,000 more in property tax dollars in 2016 than we did in the prior year. Barring assessment changes, an average homeowner with a single family home assessed at $130,000 will see their county tax bill initially increase roughly $12.00 under this plan, or about $1/month:

$130,000 x $7.85/1000 = $1,020

$130,000 x $7.94/1000 = $1,032

Consequently, under the State's new property tax "freeze" plan, most residents will see a rebate in the form of a check for various amounts – dependent upon assessments and individualized tax impacts. The state shall answer this question more succinctly and specifically, but it would appear most residents will see their taxes held flat due to the rebate checks.

Financial Policies

The preparatory work in the compilation of this tentative budget is completed under the regulations, restrictions and guidance of a series of financial policies and plans adopted over the years by the Board of Supervisors. These include:

-Fund Balance Policy
-Purchasing Policy
-Financial Accountability Policy
-Budget Transfer Policy
-Investment Policy
-Capital Improvement Plan

Copies of these plans and policies are on file at the Clerk of the Board's office and available for request or public inspection.

The budget is submitted as a balanced budget. The Board of Supervisors has defined a balanced budget as one that has realistic revenue and expense projections and with estimated expenses 100% matched with estimated revenues, inclusive of fund balance allocations if/when applicable. In the 2016 budget, the balanced budget mechanics look like this:

Expenses	Revenues	Fund Balance	Balance
$155,825,799	$152,425,799	$3,400,000	-$0-

Budget Process and Calendar

The County's budget process starts in earnest in August of each year. In early August, I as County Administrator and Budget Officer, send a call-out memo to Department Heads seeking their requests, inputs and recommendations on spending and revenues for the upcoming year. We then spend the entire month of August in meetings to review and refine these numbers before presentation in draft, not yet tentative, form to the County's financial oversight committee, the Ways and Means Committee. Insight, feedback and commentary is gained from the Committee, leading to a further refined draft budget document that is presented and discussed by the Board at a budget workshop in October. Finally, that budget file is molded into what is the technical format of the officially submitted tentative budget, which is what you are reading now. A calendar with the various steps, and substeps not mentioned in detail above, is included here for your perusal:

January	-County fiscal year begins January 1 -Tax bills are sent to taxpayers
February	-County Administrator (CAO) reviews impact of State Budget
March	
April	-County Treasurer completes year-end closing process
May	-County Treasurer presents the Annual Financial Report
June	
July	-CAO issues call-out memo to Department He
August	-Departments submit operating draft budgets to CAO -CAO reviews department budget requests, meets with Departments and prepares recommendations
September	-CAO discusses draft operating budget with the Ways and Means Committee -CAO continues refining draft budget
October	-Board of Supervisors hold Budget Workshop -CAO continues refining draft budget
November	-CAO files the tentative budget -Public Hearing November 18th -Board considers adoption or amendments as applicable
December	-Board of Supervisors adopts property tax rates -Salary schedule approved and adopted
Ongoing	-CAO regularly meets with departments throughout the year to assist them in managing budgets within appropriation confines -Budget amended and modified as per policy

As the budget is a best-guess scenario, based on available financial information and forecasting methodologies, there is never a year where all numbers project out as initially expected. Therefore, the Board of Supervisors does make regular in-year adjustments to the adopted budget to maintain accounting controls and keep the finances balanced. This is done through two distinct measures: 1) budget amendment resolutions (submitted by Department Heads, approved by the County Administrator, and submitted to the Committee and Board for final approval) and 2) budget transfers (same process as amendments, and pursuant to the aforementioned Budget Transfer Policy).

Fund Balance Position

As approved in December 2011 by the Board of Supervisors, the Livingston County Fund Balance Policy guides fund balance utilization and administration. The policies and procedures section of the policy is most relevant to the formation of the annual budget and is included here:

POLICY:

1. When resources have been spent, the County deems that they have been first spent from the highest constraint level available; therefore, they are considered to have been spent in the following order: restricted, committed, assigned and unassigned.

2. The County will maintain an adequate fund balance in its general fund to provide flexibility and to mitigate current and future risks (e.g., revenue shortfalls and unanticipated expenditures), to ensure stable tax rates, to provide for one-time opportunities and to retain favorable credit ratings. The County will endeavor to maintain unassigned fund balances in its general fund of twenty percent (20%) of regular general fund operating expenditures, net of local sales tax distribution. This amount provides the liquidity necessary to accommodate the County's uneven cash flow, which is inherent in its periodic tax collection schedule, and to respond to contingent liabilities.

3. The actual level of fund balance in the County's general fund is determined in its annual financial statement, several months after the end of the fiscal year. The County's budgeting process, which culminates both in the establishment of the following year's tax rate and the use of any appropriated fund balance, begins approximately two years in advance of the financial statement that will show the budget's results. Because of this time lag and because of the uncertainties of the budgeting process (such as the amounts of appropriated fund balance actually used each year), it is not possible to guarantee in advance a specific level of fund balance at the close of any fiscal year. Therefore, the County will use the following procedure to adjust the levels of fund balance, as necessary.

PROCEDURE:

1. Once the external auditor has reviewed the County's financial statements for the prior year and has confirmed the fund balances of the general fund, the County Administrator will recommend to the Ways and Means committee of the Board of Supervisors the amounts and types of assignments for the fund balance to be included in the financial statement.

2. The Ways and Means committee will review these assignments, discuss them with the external auditor as necessary and accept or modify the assignments prior to the presentation of the statement to the Board.

3. The County Administrator, as Budget Officer, shall make recommendations regarding the use of fund balance to be appropriated in the following year's budget based on this policy; specifically, he shall recommend an amount that will, in his estimation, retain the requisite/appropriate level of fund balances established in this policy.

The fund balance position, with estimated impacts from 2015 budget-to-actual performance as forecasted by the County Treasurer, is included here:

	Fund Balance Projection				
	Year Ending 12/31/2015				
			Actual/Estimates		
General Fund - A					
	Beginning Unassigned Fund Balance 1/1/15			$ **27,970,568**	
	Actual Expense & Encumbrances 1/1-9/30/15	*64%*	$ 70,811,651		
	Est Expenses through Year End 10/1-12/31/15	*86%*	$ 24,701,498		
	Mod Budgeted Year End Expenses	$ 110,654,780		$ 95,513,149	
	Actual Revenue 1/1-9/30/15	*59%*	$ 63,238,617		
	Est Revenues through Year End 10/1-12/31/15	*91%*	$ 33,982,732		
	Mod Budgeted Year End Revenues	$ 106,991,502		$ 97,221,349	
	Projected Ending Fund Balance 12/31/15				$ **29,678,768**
		Budget	Actual/Estimates		
Risk Retention - CS					
	Beginning Fund Balance 1/1/15			$ **946,821**	
	Actual Expense & Encumbrances 1/1-9/30/15	*32%*	$ 53,558		
	Est Expenses through Year End 10/1-12/31/15	*59%*	$ 44,606		
	Mod Budgeted Year End Expenses	$ 165,000		$ 98,163	
	Actual Revenue 1/1-9/30/15	*45%*	$ 74,066		
	Est Revenues through Year End 10/1-12/31/15	*66%*	$ 35,535		
	Mod Budgeted Year End Revenues	$ 165,000		$ 109,601	
	Projected Ending Fund Balance 12/31/15				$ **958,259**
County Road - D					
	Beginning Fund Balance 1/1/15			$ **3,725,055**	
	Actual Expense & Encumbrances 1/1-9/30/15	*67%*	$ 7,160,765		
	Est Expenses through Year End 10/1-12/31/15	*90%*	$ 2,399,633		
	Mod Budgeted Year End Expenses	$ 10,681,124		$ 9,560,397	
	Actual Revenue 1/1-9/30/15	*81%*	$ 8,636,118		
	Est Revenues through Year End 10/1-12/31/15	*102%*	$ 2,253,849		
	Mod Budgeted Year End Revenues	$ 10,681,124		$ 10,889,967	
	Projected Ending Fund Balance 12/31/15				$ **5,054,625**

Machinery - DM					
	Beginning Fund Balance 1/1/15			$ 835,061	
	Actual Expense & Encumbrances 1/1-9/30/15	*59%*	$ 1,377,018		
	Est Expenses through Year End 10/1-12/31/15	*86%*	$ 624,084		
	Mod Budgeted Year End Expenses	$ 2,326,889		$ 2,001,102	
	Actual Revenue 1/1-9/30/15	*25%*	$ 535,257		
	Est Revenues through Year End 10/1-12/31/15	*100%*	$ 1,556,576		
	Mod Budgeted Year End Revenues	$ 2,099,106		$ 2,091,832	
	Projected Ending Fund Balance 12/31/15				$ 925,791
Workforce Development - J					
	Beginning Fund Balance 1/1/15			$ (11,694)	
	Actual Expense & Encumbrances 1/1-9/30/15	*44%*	$ 481,341		
	Est Expenses through Year End 10/1-12/31/15	*72%*	$ 314,726		
	Mod Budgeted Year End Expenses	$ 1,103,103		$ 796,067	
	Actual Revenue 1/1-9/30/15	*2%*	$ 21,583		
	Est Revenues through Year End 10/1-12/31/15	*72%*	$ 772,702		
	Mod Budgeted Year End Revenues	$ 1,101,950		$ 794,286	
	Projected Ending Fund Balance 12/31/15				$ (13,475)
Self Health Insurance - MS					
	Beginning Fund Balance 1/1/15			$ 1,076,167	
	Actual Expense & Encumbrances 1/1-9/30/15	*0*	$ 8,547,660		
	Est Expenses through Year End 10/1-12/31/15	*99%*	$ -		
	Mod Budgeted Year End Expenses	$ -		$ 8,547,660	
	Actual Revenue 1/1-9/30/15	*0*	$ 8,549,987		
	Est Revenues through Year End 10/1-12/31/15	*103%*	$ -		
	Mod Budgeted Year End Revenues	$ -		$ 8,549,987	
	Projected Ending Fund Balance 12/31/15				$ 1,078,495
CNR - E					
	Beginning Fund Balance 1/1/15			$ 4,199,230	
	Actual Expense & Encumbrances 1/1-9/30/15	*61%*	$ 18,871,225		
	Est Expenses through Year End 10/1-12/31/15	*93%*	$ 9,826,696		
	Mod Budgeted Year End Expenses	$ 30,860,239		$ 28,697,921	
	Actual Revenue 1/1-9/30/15	*46%*	$ 14,077,322		
	Est Revenues through Year End 10/1-12/31/15	*100%*	$ 16,754,151		
	Mod Budgeted Year End Revenues	$ 30,860,239		$ 30,831,474	
	Projected Ending Fund Balance 12/31/15				$ 6,332,783

Financial Summary

Fund	Appropriations	Revenue	Appropriated Fund Balance	2016 Tax Levy	2015 Tax Levy
General - Operations	$105,642,457	$85,060,029	$2,500,000	$18,082,428	$18,448,361
General - Capital	$950,000		$550,000	$400,000	$400,000
County Road & Machinery	$12,947,462	$4,067,055	$350,000	$8,530,407	$7,653,520
Center for Nursing & Rehabilitation	$31,197,475	$31,197,475	$0	$0	$0
Risk Retention	$165,000	$165,000	$0	$0	$0
Workforce Development	$1,072,500	$1,072,500	$0	$0	$0
Water & Sewer Funds	$374,005	$374,005	$0	$0	$0
Worker's Compensation	$3,476,900	$3,476,900	$0	$0	$0
2016 Grand Total	$155,825,799	$125,412,964	$3,400,000	$27,012,835	$26,501,881
	Assessed Value	Tax Rate	% change tax rate		% change tax levy
2015	$3,373,615,081	$7.8556			
2016	$3,402,189,918	$7.9398	1.07%		1.9280%

The accompanying documents present a summary of the revenues and expenditures and are organized as follows:

1. Revenue Summary (by fund)
2. Expense Summary (by fund)

Within the schedules noted above, both revenues and expenses are broken down by major type (revenue, i.e. property taxes; expenses, i.e. Legislative Board) and display the 2014 Actual performance, the 2015 budget figures, the 2015 actual year-to-date numbers, and finally the Budget Officer's recommended estimates for 2016.

Revenues

Total non property tax, non fund balance revenues in the 2016 budget estimate number $125,412,964. These include items such as fees, PILOTS, other taxes, interdepartmental revenues, intergovernmental revenues, sales tax, state and federal aid and miscellaneous sources. Forecasts for revenues are obtained through a variety of means and mechanisms including but not limited to: information gleaned from state association sources, State Comptroller data, state aid award letters, federal aid award letters, estimates from other governments, and trend analysis projections. More detailed revenue information on the revenue centers representing the largest percentage shares of the budgeted revenues is included here:

Sales Tax

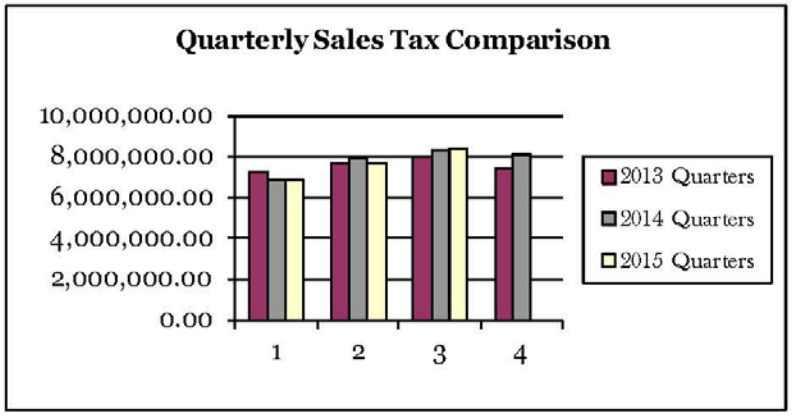

The county's largest single revenue center in the General Fund continues to be sales tax. We are projecting modest growth, due to the partially already realized and yet still further expected impact of the trend downward in the price of gasoline. As NYSAC and other outlets have reported, the information gleaned from NYS Tax and Finance with respect to the impact of lowered gas prices is significant.

Additionally, Livingston County is in the top tier of the state in terms of percentage of total tax collections that are attributed to sales of gasoline. In other words, we rely heavily on this as a subset of our sales tax drivers and any large swing has the potential, unless consumers use this "savings" and press it back into the commerce market of taxable sales, to have a negative impact.

Nevertheless, returns in 2015 have held steady versus 2014 figures and 2015 budget estimates. The multi-year trend displays continued growth year after year. The County continues to provide the Livingston County Economic Development Corporation with funding for the "Shop Livingston" Buy Local campaign, which encourages residents to think about getting products and patronizing establishments here in the County before headed to points elsewhere.

State Aid

As a County in New York State, we are regularly mandated to provide certain programs and services. In total, the costs of running these programs and accounting for these mandates far exceeds the aid that comes in from the State government to financially support these locally-delivered county efforts. That being said, State Aid still represents a sizeable portion of our General Fund revenues, nearly $20 million. Major influx areas include Social Services, Mental Heath, Public Health and, most recently and positively, the various state grants coming through to support the County's 911 Center and other associated interoperability improvements in public safety communications.

Federal Aid

Many programs, as is the case with the aforementioned state mandates, carry with them a reimbursement formula from the Federal government. This area of revenue is projected to return some $15 MM to the County's General Fund in 2016. Major departmental drivers of this revenue include Social Services, Public Health (WIC program) and the County Jail with Federal Inmate board-ins.

Other Major Funds

The Highway and Machinery Fund (Funds D and DM) projects just over $4MM in non property tax revenues for fiscal year 2016. This is buoyed by the New York State CHIPS program ($1.6 MM) and Federal Highway Capital Grants ($1.2MM).

Aside from miscellaneous revenues of some $400K, The Center for Nursing Rehabilitation (Enterprise Fund E) is funded through daily room rate revenues of residents at the Center ($24MM) which are comprised of Medicare, Medicaid, Private Pay Insurance, and Veterans Insurance; and the Federal Government Intergovernmental Transfer (IGT) Program of $6MM. The match for the IGT (required to originate from the County's General A Fund) is budgeted both in the 2016 budgeted A6102 MMIS account and in a rollover encumbrance from the 2015 expected, but not spent, IGT match budget.

Debt Obligations

Debt Schedule
12/31/2015

Purpose	Type	Date of Issue	Interest Rate	O/S @ 1/1/2015	Principal Due 2016	Interest Due 2016	O/S @ 12/31/2016	Principal Due 2017	Interest 2017	Fund	Comment:
EFC Water Zone 1	SB	3/1/1999	1.22%	340,000	80,000	6,127.01	260,000	85,000	4,598.42	F	
American Rock Salt	SB	4/15/2002	4.25%	210,000	35,000	14,910.00	175,000	40,000	12,425.00	A	Reimb. By ARS
EFC Livonia Center Sewer	SB	3/4/2004	2.025%	215,000	10,000	9,198.24	205,000	10,000	8,995.21	G	
CNR Construction	SB	5/1/2005	4.25%	27,551,520	1,056,200	985,220.74	26,495,320	1,089,100	947,595.74	E	Refunded 10/14/12
Water District #1	SB	5/1/2005	4.25%	1,673,300	62,000	59,791.76	1,611,300	65,900	57,516.76	F	Refunded 10/04/12
Rural Dev. Conesus Wtr Zone 2	SB	8/1/2005	4.125%	505,000	13,000	20,831.26	492,000	13,000	20,295.00	F	
Rural Dev. Scottsburg Zone 5	SB	7/26/2006	4.50%	514,000	12,000	23,130.00	502,000	12,000	22,590.00	F	
EFC Groveland Station Sewer	SB	8/3/2006	0.00%	677,000	34,000	0.00	643,000	34,000	0.00	G	
Barilla Infrastructure	SB	5/15/2007	3.750%	515,000	255,000	14,918.75	260,000	260,000	5,005.00	A	
CNR	SB	5/15/2007	3.750%	2,565,000	170,000	98,467.50	2,395,000	175,000	91,826.25	E	
Conesus Sewer	SB	10/30/2008	0.000%	568,352	27,938	0.00	540,414	27,938	0.00	G	
Jail Expansion	SB	7/15/2009	3.500%	14,750,000	1,390,000	566,268.76	13,360,000	1,445,000	517,618.76	A	
Millennium Dr. Dialysis	SB	2/1/2011	3.000%	1,730,000	130,000	58,132.50	1,600,000	130,000	54,157.50	A	
TOTAL:				**51,814,172**	**3,275,138**	**1,856,997**	**48,539,034**	**3,386,938**	**1,742,624**		

The County maintains a very prudent and manageable schedule of debt. Most projects are funded on a pay-as-you-go basis through reserve and project allocations accompanying the 5 Year Capital Improvement Plan (CIP). We, like all counties in New York, are subject to the Constitutional Debt Limit which places a limit on total debt at 7% of the five-year average of full value property in the County (save for 10% in Nassau). This average is $3.268 BB. For 2015, this limit was roughly $228 MM. At total outstanding debt of some $51.8MM, we are at approximately 23% of our debt limit.

The majority of the county's jail revenues, which have increased substantially with the influx of federal and outside county inmate board-ins, are being transferred to the jail debt reserve so as to allow for more aggressive principal paydown on the existing jail construction debt. We anticipate shaving off 3-5 years of debt payments with this mechanism.

Position Summary Schedules

The County budget funds hundreds of positions spread across scores of programs and services. The position control count for budgetary preparation purposes in 2015 versus 2014 was as follows:

Year	Full Time	Part Time
2014	722	550
2015	718	521

A summary of position count and status is included in the appendices section of this submitted budget. The budget calls for a few changes to the present personnel landscape. Additional positions are budgeted in Emergency Medical Services (8) and Emergency Communication (3), with the former being nearly wholly offset by expected increases in revenues. An additional staff-person is budgeted in Information and Technology Services. Planning has budgeted a position to move from part to full time. Lastly, we have moved the work of the Grants position in-house, versus what previously was a contracted effort, and that new position is reflected in the Grants budget in the General Fund.

Priorities, Issues, Challenges and the Budget Landscape

While there are no major program or service additions or deletions in the budget, there is one major change worth noting, reflecting the Board's priorities to continually look at ways to improve operations, and that is the move to perform auto maintenance work in-house versus through a contracted provider. With the hiring of additional staff at the Highway department and the subsequent move of approximately $250K in repair and supply line item expenses from the A Fund (General Fund) to the DM Fund (Highway Machinery), the reader of the budget will notice a corresponding spike in DM fund expense and a corresponding drop in the A fund. While this referenced switch merely represents a fund accounting structure change, the larger and more important amendment to current practice is the in-sourcing of the actual work. We feel this will allow for budget relief through both part orders through cooperative contracts and expanded utilization of existing staff and infrastructure at the Highway garage.

Mandated Services and Programs

Legislative mandates from New York State represent the largest single largest expense and programmatic burden to the County budget. NYSAC spearheaded the program "9 for 90" a few years ago, which highlighted the fact that 9 mandates were directly attributable to 90% of the tax levies collected by counties statewide. In Livingston County, this situation remains the same. While Medicaid, for the first time in my career here, is slated to decrease year over year,

it remains a fiscal burden of some $9.2 MM, and represents, by itself, nearly 40% of the total property tax collections. Pension obligations are still high, in the $6 MM range organization-wide, but we did have a sizeable decline in the annual appropriation. Other major mandates that contribute to the levy size include Community Colleges, Probation, Pre-K Special Education, Public Defense and a multitude of Social Services programs.

Health Insurance

As is the case annually, the County budget is one that is constructed and produced in an environment that is not without fiscal challenges. For example, health insurance expenses, and more recently retiree health insurance, are cost centers that continue to escalate. That being said, the county's move to a self-insured medical and prescription funding model has proved to be a very cost-effective solution. As our 2015 Government Efficiency plan filing elucidates, the change has resulted in seven-figure savings for the county. While we are not immune from double-digit increases, we have bested what the regional comparisons have been in the community and experience-rated marketplace for similarly situated peer groups. In addition, what we save from year to year is built into a reserve for worst-case scenarios and emergency spending needs.

Economic Outlook

Numerous economic trends and indicators are worth noting due to their interface to the budget process and expected outcomes. Unemployment rates are at historically low averages, as the graph below illustrates:

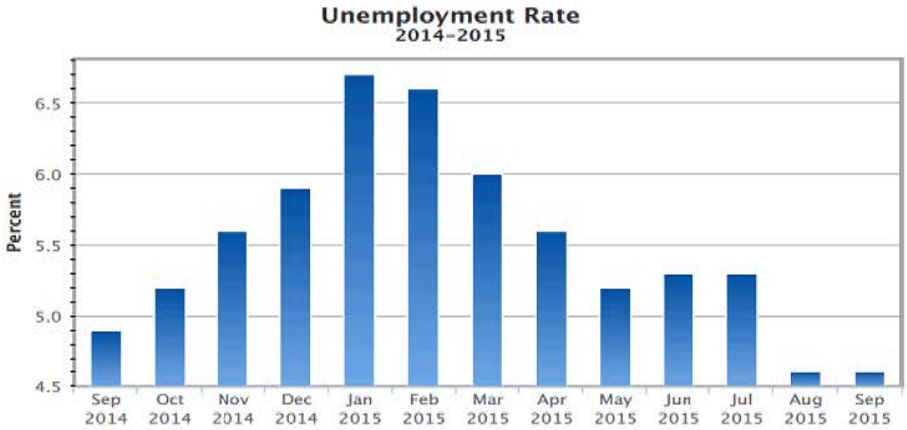

Countywide assessments saw minor growth in assessed values. This amounted to nearly $30 million in new taxable values or a little under 1%. Caseloads in the Department of Social Services are often used as a barometer of the local economy. Tracking from January 1, 2015, key service component areas changes are as follows:

-Temporary Assistance – down 12%
-Food Stamps – down 3%
-Medicaid – down 9%
-Child care – down 8%

Livingston County has a low fiscal stress score as measured by the NYS Comptroller's Office. Fiscal stress scores as a measure of financial condition may be defined as a local government's ability to finance services on a continuing basis. This ability involves maintaining adequate service levels while surviving economic disruptions, being able to identify and adjust to long-term changes, and anticipating future problems. The weighted score for Livingston County is 15.8%, which is better than the averages all counties, regional counties, and counties of similar size.



Closing Comments

This budget funds a vast array of County programs, services and departments. In the local government arena in New York State, there is no parallel to County government with respect to the depth, complexity, variety and diversity of service provision. We are truly a life-cycle service provider and the priorities of this budget – superior human, public and financial services – reflect this feature. From the infant early intervention program, to funding for community college courses, to environmental health inspections, to 24/7 public safety, through nursing home, palliative care and hospice programming, we are the area's number one deliverer of core, crucial governmental services.

In concluding this budget message, I would like to personally thank the County government staff for their public service. This budget is fiscally sound, balanced and forward looking. I readily await its public inspection, review and eventual adoption.

Sincerely,

Ian M. Coyle
County Administrator

Section 3

BUDGET IN BRIEF

2016 Budget in Brief
Livingston County, New York

Fiscal Year 2016

Ian M. Coyle, County Administrator

LIVINGSTON COUNTY ORGANIZATIONAL CHART

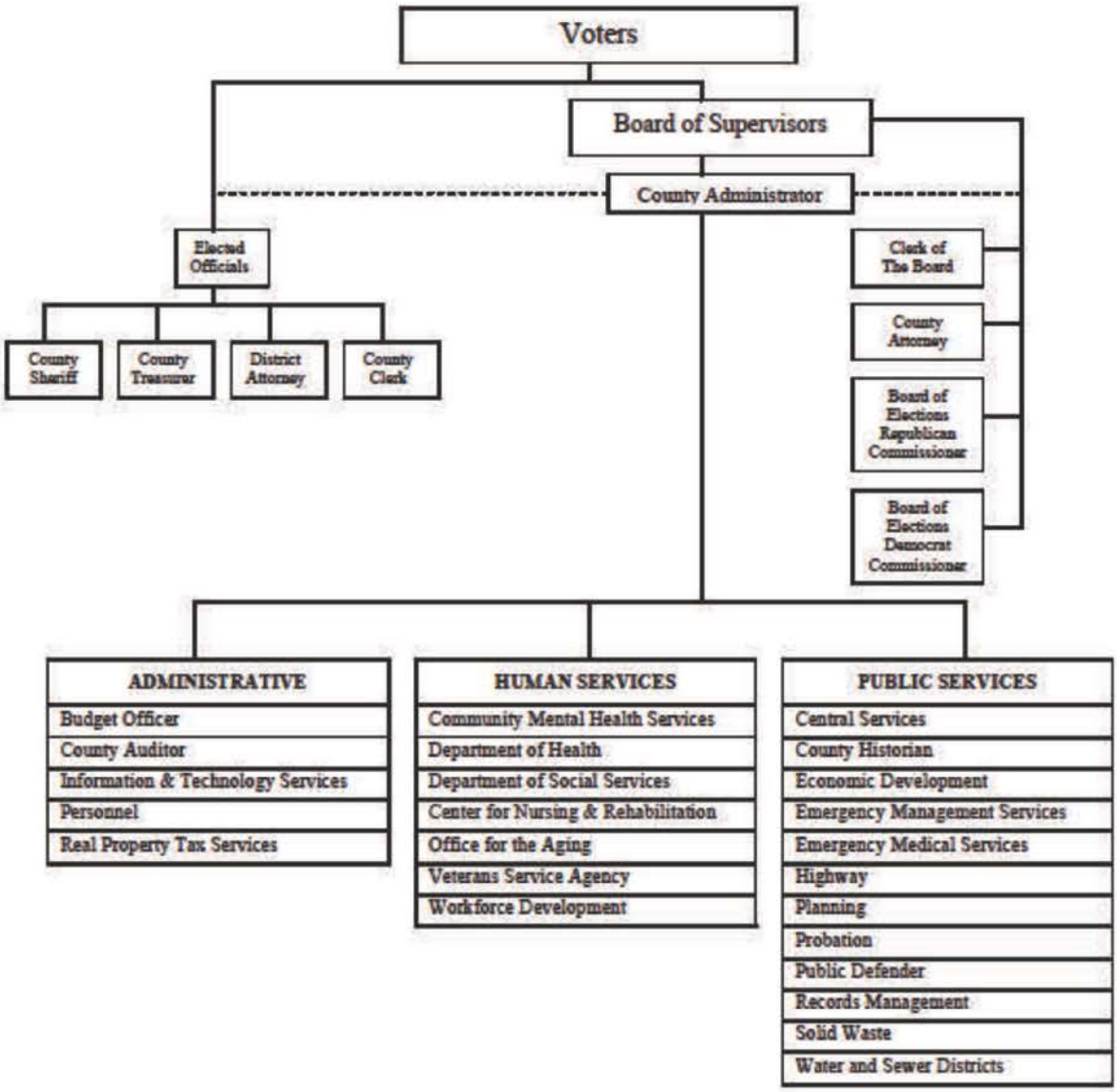

Board of Supervisors

Seated left to right: Vice-Chairman of the Board/Avon Supervisor David LeFeber ; Chairman of the Board /Livonia Supervisor Eric Gott; Clerk of the Board Michele Rees; County Administrator Ian Coyle. Front Row Standing left to right – Lima Supervisor J. Peter Yendell; Caledonia Supervisor Daniel Pangrazio; Leicester Supervisor Lisa Semmel; Portage Supervisor Ivan Davis; Springwater Supervisor Deborah Babbitt Henry; Conesus Supervisor Brenda Donohue; Mt. Morris Supervisor Charles DiPasquale. Standing Back Row left to right – Nunda Supervisor Thomas Baldwin; York Supervisor Gerald Deming; Ossian Supervisor Dwight Knapp; Geneseo Supervisor William Wadsworth; Groveland Supervisor Bill Carman; N. Dansville Supervisor Dennis Mahus; County Attorney David Morris; Sparta Supwervisor Mark Schuster; West Sparta Supervisor Dominic Cosimano

County Administration and Department Heads

COUNTY ADMINISTRATOR	Ian M. Coyle, ICMA-CM
COUNTY PURCHASING DIRECTOR	Lisa Grosse
COUNTY ATTORNEY	David J. Morris
COUNTY AUDITOR	Terrence P. Donegan
BOARD OF ELECTIONS	Nancy Leven, Commissioner David DiPasquale, Commissioner
CENTER FOR NURSING & REHABILITATION	Franklin N. Bassett, Director of Long-Term Care
CENTRAL SERVICES	John Driscoll, Supervisor
COUNTY CLERK	Mary Strickland
COUNTY TREASURER	Amy Mann
DEPARTMENT OF PUBLIC HEALTH	Jennifer Rodriguez, Director
DISTRICT ATTORNEY	Greg McCaffrey
ECONOMIC DEVELOPMENT	Julie Marshall, Director
EMERGENCY MANAGEMENT SERVICES	Kevin Niedermaier, Director
EMERGENCY MEDICAL SERVICES	Karen Dewar, Director

County Administration and Department Heads cont'd

HIGHWAY	Donald Higgins, Superintendent
HISTORIAN	Amie Alden
INFORMATION & TECHNOLOGY SERVICES	Ken Koppenhaver, Director
OFFICE FOR THE AGING	Sue Davin, Director
PERSONNEL	Tish Lynn, Personnel Officer
PLANNING	Angela Ellis, Director
PROBATION	Lynne C. Mignemi, Director
PUBLIC DEFENDER	Marcea Clark Tetamore
PUBLIC WORKS	Catherine VanHorne, Director
REAL PROPERTY TAX SERVICES	William Fuller, Director
RECORDS MANAGEMENT	Katherine Montemarano, Supervisor
SHERIFF	Thomas J. Dougherty
SOCIAL SERVICES	Diane Deane, Commissioner
VETERAN'S SERVICE AGENCY	Jason Skinner, Director
WORKFORCE DEVELOPMENT YOUTH BUREAU	Ryan Snyder, Director

MAJOR EMPLOYERS

Agriculture, food processing and manufacturing are key industries in Livingston County. Based on the most current data available from the United States Census Bureau, manufacturers' shipments were valued at $464 million, retail sales at $586 million, and wholesale sales at $220 million. The market value of agriculture products produced in Livingston County was more than $153 million. Milk and dairy products represent nearly 60% of this total.

Other major employers are education and government. Government employers include Livingston County, the State University of New York at Geneseo, two correctional facilities near the hamlet of Sonyea in the Town of Groveland, and a regional office of the NYS Department of Environmental Conservation in the Town of Avon.

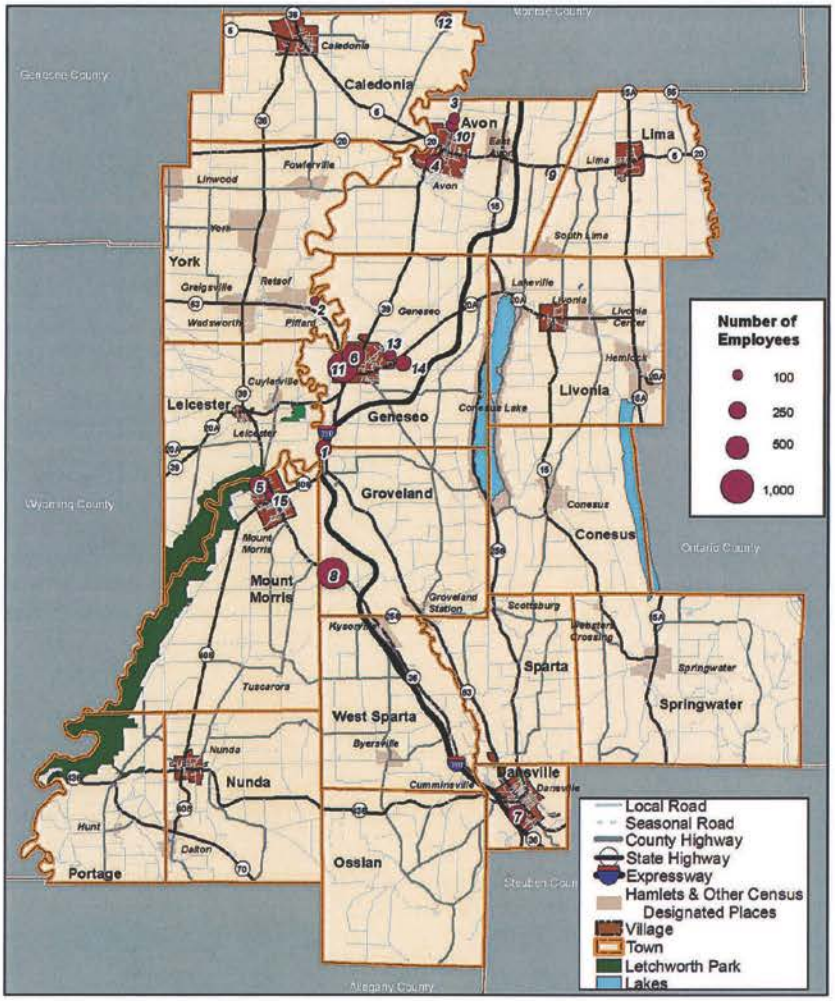

REF. #, EMPLOYER, # EMPLOYEES

1. American Rock Salt, 325
2. Arkema, 118
3. Gray Metal Products, 180
4. Kraft Foods North America, 400
5. Livingston County DSS, Health, 471
6. Livingston County Govt. Ctr., 624
7. Noyes Memorial Hospital, 401
8. NYS Correctional Facilities, 1038
9. NYS DEC, 200
10. Star Headlight, 210
11. SUNY Geneseo, 936
12. Livingston Associates, 355
13. Walmart Stores, 175
14. Wegmans, 326
15. Hilltop Industries, 115

SOURCE: WWW.CENSUS.GOV; LIVINGSTON COUNTY TRANSPORTATION CONNECTIVITY PLAN; MAP PROVIDED BY LIVINGSTON COUNTY PLANNING DEPARTMENT

LIVINGSTON COUNTY DEVELOPMENT
ECONOMIC • INDUSTRIAL • COMMUNITY
6 Court Street, Room 306, Geneseo, NY 14454
www.LivingstonCountyDevelopment.com
585.243.7124

TOP TAXPAYERS

LIVINGSTON COUNTY TOP TEN TAXPAYERS		
NAME	TYPE	ASSESSED VALUATION
Rochester Gas & Electric	Public Utility	$42,264,327
National Grid (formerly Niagara Mohawk Power Corporation)	Public Utility	40,449,360
NYS Electric & Gas Corporation	Public Utility	34,414,693
Tennessee Gas Pipeline	Public Utility	31,795,232
Frontier Telecommunications of Rochester	Public Utility	23,168,828
Gallileo Appollo IV Sub LLC	Large Retail	13,280,600
Walmart	Large Retail	13,111,315
Dominion Transmission Inc	Public Utility	12,972,204
Harper Park Avon	Mobile Home Park	12,045,800
Kraft General Foods	Food Processor	8,700,000

STATE COMPTROLLER'S FISCAL STRESS SCORES

Peer Group used in Comparison For All Indicators

All Counties	54
Finger Lakes Counties	9
Medium Upstate Counties	14

Fiscal Stress Score

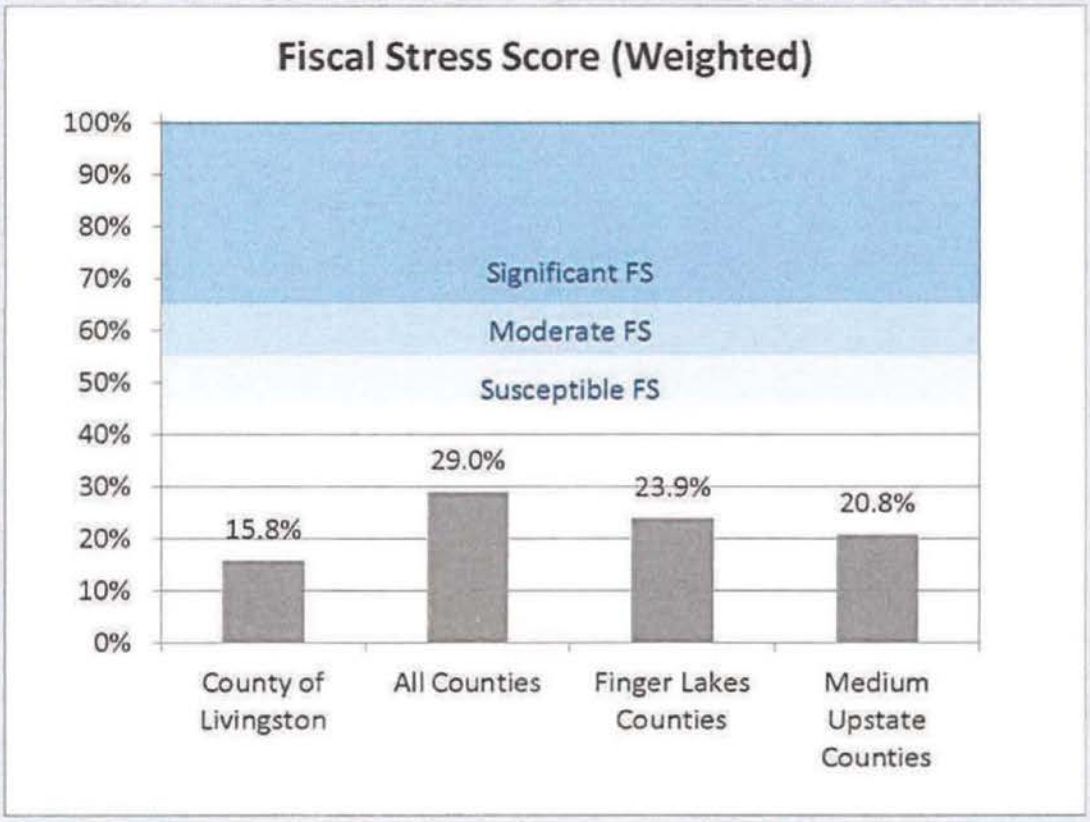

SUMMARY STATEMENT

Average single family home assessed value = $130,000

County Taxes Paid in 2015 = $1,022

County Taxes Paid in 2016 (est) = $1,032

	2015	2016	% Change
TOTAL EXPENSES	$149,027,402	$155,825,799	4.56%
TOTAL REVENUES	$119,125,521	$125,412,964	5.28%
APPLIED FUND BALANCES	$3,400,000	$3,400,000	0.00%
CAPITAL BUDGET	$950,000	$950,000	0.00%
TAX LEVY	$26,501,881	$27,012,835	1.93%
TAX RATE	$7.86	$7.94	1.09%

BUDGET HIGHLIGHTS

KEY CHALLENGE AREAS

- PPACA impacts and County Ambulance
- Jail staffing impacts
- Funding for capital improvements
- State mandated expenses
- Sales tax uncertainty
- "Cost of doing business" items like health insurance and contractual wage increases
- Continued non-approval of home rule measures

KEY POSITIVES

- Revenues from board-ins
- Self-insurance program performance
- Cultural/non-profit support sustained & stable
- Decrease in pension expenses
- CNR's continued strong fiscal performance
- 911/Interoperability grants
- Overall sound fiscal health
- Mental Health/Public Health synergies

BOND/CREDIT RATINGS
HOW DOES LIVINGSTON COUNTY COMPARE?

Livingston County is rated double A-minus (AA-) by Standard & Poor's and Aa2 by Moody's Investors Service, the nation's two leading credit rating agencies. The double A ratings mean that bonds sold by Livingston County are considered very high quality or "investment grade." In order to maintain its high credit rating, the County's financial management and budgeting practices must be outstanding. According to Moody's Investors Service, only 2 of the 47 rated New York State (NYS) Counties have achieved a better rating classification than Livingston County.

Rating agencies provide an important review of the fiscal condition of county governments nationwide. They continue to find the County's fiscal health and financial management among the best in the state.

Moody's Investors Service Ratings of New York State Counties
as of November 2015

Rating	Number of Counties	Percentage of Counties
Aa1	2	5%
Aa2	**7**	**16%**
Aa3	16	37%
A1	10	23%
A2	3	7%
Baa1	4	9%
Baa3	1	2%

*Note: Moody's rates 43 of 57 New York State Counties.

DEBT SERVICE

Debt Schedule
12/31/2015

Purpose	Type	Date of Issue	Interest Rate	O/S @ 1/1/2015	Principal Due 2016	Interest Due 2016	O/S @ 12/31/2016	Principal Due 2017	Interest 2017	Fund	Comment:
EFC Water Zone 1	SB	3/1/1999	1.22%	340,000	80,000	6,127.01	260,000	85,000	4,598.42	F	
American Rock Salt	SB	4/15/2002	4.25%	210,000	35,000	14,910.00	175,000	40,000	12,425.00	A	Reimb. By ARS
EFC Livonia Center Sewer	SB	3/4/2004	2.025%	215,000	10,000	9,198.24	205,000	10,000	8,995.21	G	
CNR Construction	SB	5/1/2005	4.25%	27,551,520	1,056,200	985,220.74	26,495,320	1,089,100	947,595.74	E	Refunded 10/14/12
Water District #1	SB	5/1/2005	4.25%	1,673,300	62,000	59,791.76	1,611,300	65,900	57,516.76	F	Refunded 10/04/12
Rural Dev. Conesus Wtr Zone 2	SB	8/1/2005	4.125%	505,000	13,000	20,831.26	492,000	13,000	20,295.00	F	
Rural Dev. Scottsburg Zone 5	SB	7/28/2006	4.50%	514,000	12,000	23,130.00	502,000	12,000	22,590.00	F	
EFC Groveland Station Sewer	SB	8/3/2006	0.00%	677,000	34,000	0.00	643,000	34,000	0.00	G	
Barilla Infrastructure	SB	5/15/2007	3.750%	515,000	255,000	14,918.75	260,000	260,000	5,005.00	A	
CNR	SB	5/15/2007	3.750%	2,565,000	170,000	98,467.50	2,395,000	175,000	91,826.25	E	
Conesus Sewer	SB	10/30/2008	0.000%	568,352	27,938	0.00	540,414	27,938	0.00	G	
Jail Expansion	SB	7/15/2009	3.500%	14,750,000	1,390,000	566,268.76	13,360,000	1,445,000	517,618.76	A	
Millennium Dr. Dialysis	SB	2/1/2011	3.000%	1,730,000	130,000	58,132.50	1,600,000	130,000	54,157.50	A	
TOTAL:				**51,814,172**	**3,275,138**	**1,856,997**	**48,539,034**	**3,386,938**	**1,742,624**		

PROPERTY TAX LEVY HISTORY

Year	County Tax Levy	Equalized Full Taxable Value
2005	$19,321,285	$2,349,298,212
2006	$20,138,418	$2,381,094,053
2007	$20,110,428	$2,894,283,336
2008	$20,812,423	$2,931,719,073
2009	$21,531,448	$2,965,369,902
2010	$23,018,475	$2,991,909,885
2011	$24,595,908	$3,203,919,363
2012	$24,798,934	$3,229,863,862
2013	$25,277,142	$3,252,618,149
2014	$25,750,862	$3,279,529,470
2015	$26,601,881	$3,373,615,081
2016	$27,012,835	$3,402,189,918

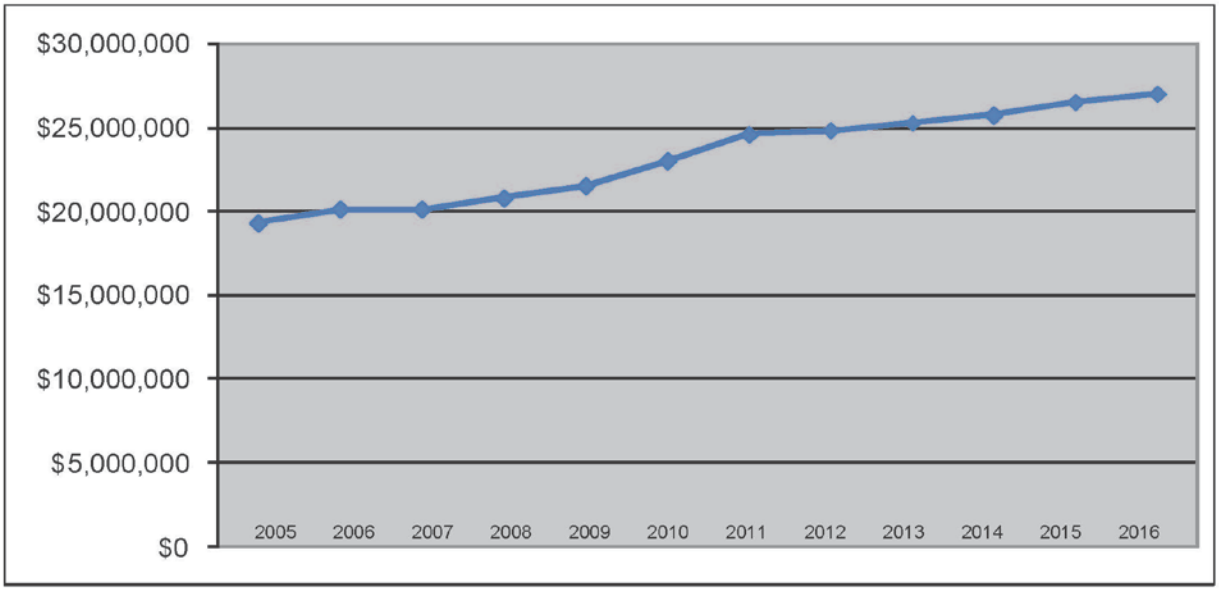

FUND BALANCE

The County's Fund Balance Policy, adopted via resolution 2011-431 in December 2011, specifies the usage and treatment of fund balance. The County will maintain an adequate fund balance in its general fund to provide flexibility and to mitigate current and future risks (e.g., revenue shortfalls and unanticipated expenditures), to ensure stable tax rates, to provide for one-time opportunities and to retain favorable credit ratings. The County will endeavor to maintain unassigned fund balances in its general fund of twenty percent (20%) of regular general fund operating expenditures, net of local sales tax distribution. This amount provides the liquidity necessary to accommodate the County's uneven cash flow, which is inherent in its periodic tax collection schedule, and to respond to contingent liabilities.

The year-end 2014 audited financial statements show fund balances in the three major funds as follows:

General Fund - $35,247,750

Highway Fund - $3,797,421

Enterprise Fund (CNR) - $4,199,230

Section 4

DEPARTMENTAL ACHIEVEMENTS/GOALS

Board of Elections

The aim of the Livingston County Board of Elections is to serve the people of the county by ensuring that the elections and related activities are handled in an honest and open fashion according to the New York State Election Law, and that all people are given an opportunity to express their opinions through the electoral system.

The Board maintains the current voter registration file necessary to allow for participation in federal, state, county, and local elections. The Commissioners and Deputy Commissioners also assist in educating the citizens on the importance of exercising their civic duties through our democratic election process. The Board of Elections is made up of equal representation from the two major political parties, as required by the Election Law.

2016 Goals

1. Administer 5 elections effectively during a very hectic Presidential Election year
2. Assist all schools in the County with their budget/board member elections
3. Keep Calm and Remain Within Budget

2015 Accomplishments

1. Completed consolidation of Election Districts reducing the number of Inspectors needed
2. Taught Election Inspector training at poll site locations which allowed smaller work groups
3. Successfully administered two Elections and assisted with a school election

Board of Supervisors

The Board of Supervisors is the governing authority over all County operations. Meetings are held to determine what actions are in the best interest of the citizens of Livingston County.

2016 Goals

* Attend County and Agency meetings when appropriate
* Continue to act in a knowledgeable and financially responsible manner in an effort to keep costs down while still providing quality services
* Provide support to County departments

2015 Accomplishments

* Supported department heads in their funding efforts and the successful receipt of over $11M in grant monies
* Support/Attend Various Recognition Events - Seniorama, Teen Recognition, Employee Recognition, Department Head Retirements
* Work together without political controversy

Center for Nursing & Rehabilitation

The 266-Bed Livingston County Center for Nursing and Rehabilitation is an innovative 199,327 square foot nursing home designed in the Neighborhood model offering rehabilitative care, memory care, bariatric care, respite, hospice, traditional chronic care, medical-model Adult Day Health Care services, and outpatient Occupational Therapy, Physical Therapy and Speech Language Pathology services. The Center maintains occupancy of 98.5%.

Three Goals for 2016:
Implementation of electronic health record (EHR) for computerized physician order entry (CPOE), electronic Medication Administration Record (eMAR), and Interdisciplinary Progress Notes.
Sustain occupancy at or above 98.5% through marketing, discharge planner outreach and community engagement.
Implement workforce training through a $300,000.00 grant received from the New York State Department of Health aimed at teaching staff to detect early changes in a resident's physical and mental or functional status that could lead to an avoidable hospitalization.

Three Accomplishments for 2015:
Capital projects for roof membrane repair, floor finishes replacement and courtyard surface replacement totaling approximately $870,000.00 was undertaken. All projects are anticipated to conclude by end of year.
Therapy services expansion and focused staff education on documentation accuracy for activities of daily living enabled the Center to increase the case mix index (CMI) from a 0.8545 to a 0.9651. The growth in CMI, if sustained in subsequent periods, is anticipated to increase Medicaid revenues by approximately $800,000.00.
The NYS Department of Health comparison of the Center's inspection profile against all facilities statewide for the period October 1, 2011 to September 30, 2015 yields the following findings:

Measure	This Facility	Statewide Average
Citations Related to Actual Harm or Immediate Jeopardy	1	1
Life Safety Code Citations	4	12
Percentage of Citations Related to Actual Harm or Immediate Jeopardy	5.0%	3.0%
Standard Health Citations	15	23
Total Citations	19	35

Clerk of the Board

The aim of the Livingston County Board of Elections is to serve the people of the county by ensuring that the elections and related activities are handled in an honest and open fashion according to the New York State Election Law, and that all people are given an opportunity to express their opinions through the electoral system.

The Board maintains the current voter registration file necessary to allow for participation in federal, state, county, and local elections. The Commissioners and Deputy Commissioners also assist in educating the citizens on the importance of exercising their civic duties through our democratic election process. The Board of Elections is made up of equal representation from the two major political parties, as required by the Election Law.

2016 Goals

1. Administer 5 elections effectively during a very hectic Presidential Election year
2. Assist all schools in the County with their budget/board member elections
3. Keep Calm and Remain Within Budget

2015 Accomplishments

1. Completed consolidation of Election Districts reducing the number of Inspectors needed
2. Taught Election Inspector training at poll site locations which allowed smaller work groups
3. Successfully administered two Elections and assisted with a school election

County Auditor

Audits and approves accounts payable for all county departments. Assists in a variety of administrative day to day activities as needed.

2016 Goals:

1. Continue processing accounts payable abstracts twice a month.
2. Continue overseeing the Pre-K Program including the claiming of Medicaid and State Aid and completing annual Medicaid Cost Report.
3. Continue as the contact Livingston County on matters involving workers' compensation and our third party administrator.

2015 Accomplishments:

1. Audited and approved approximately 20,000 County claims and processed for payment.
2. Administered County Pre-K Program including the claiming of Medicaid reimbursement for eligible children resulting in over $750,000 of revenue. Completed the annual Medicaid Cost Report and a desk audit of the prior year's report.
3. Participated in several administrative activities including Workers' Compensation oversight, Corporate Compliance, budget tracking and preparation.

County Clerk

2015 County Clerk Achievements

1. Continue to make customers our number one priority,
2. Created new and more customer friendly instructions for documents filed and recorded in our office(pistol permits, passports, etc.).
3. Office renovation has been approved and will create a more open area for customer service.

2015 DMV Achievements

1. Continue to make customers our number one priority.
2. Removed counter and added new outlets and data drops to make room for new test stations in both Geneseo and Dansville.

2016 County Clerk Goals

1. Continue to make customers our number one priority.
2. Update website information for easier access to office information.
3. Start and complete office renovation.

2016 DMV Goals

1. Continue to make customers our number one priority.
2. New test stations will be setup for use, this will allow individuals taking a test to either reas the questions or listen with headphones..
3. New printers for workstation transactions will he replaced.

District Attorney

The District Attorneys Office is comprised of 6 full-time attorneys including the elected District Attorney and is responsible for prosecution of all crimes in this county, including traffic infractions. We also have a full-time crime victim coordinator (funded by grant money), part-time District Attorney Investigator, 2 full-time secretaries and 2 part-time secretaries.

Accomplishments of 2015

1. Reached a historic level of felony-level cases prosecuted
2. Added a District Attorney investigator to assist with investigations, training and prosecution of cases (30+ year retired State Police Narcotics Investigator)
3. Record number of narcotic cases investigated and prosecuted, including the seizure of numerous vehicles and forfeiture of drug proceeds.

Goals of 2016

1. Vigorously investigate and prosecute financial crimes throughout the county, including welfare and labor law cases
2. Acquire modern investigative equipment
3. Collect outstanding DWI fine money

Department of Health

Accomplishments in 2015

1. Successfully implementation of an Electronic Medical Record system in the Reproductive Health Center resulting in improved efficiency in client throughput time, reducing billing errors, and improving care coordination and communication.
2. A new Mental Health Satellite office at the Department of Social Services, which was at full capacity within three months of opening.
3. Environmental Health engineering revenues increased more than 13K through leveraging current staff for reviews rather than outsourcing.

Goals for 2016

1. Evaluate the cost-benefit/cost effectiveness of non mandated public health program areas to adjust to the paradigm shift set forth by national and state public health entities.
2. Implement a workforce development plan to improve recruitment and retention rates by becoming the employer of choice.
3. Increasing Hospice revenue by 10% through increased days on Hospice.

Department of Social Services

2015 Accomplishments

1. Electronic processing of financial assistance case records. This has been a work in progress for many years-beginning with the imaging of documents and records, and the final evolution of records being handled, processed, approved and stored without a paper record being physically moved place to place.
2. Enhanced partnerships with Sheriff Department: quarterly meetings; investigations for fraud cases; building safety assessments; drill protocol for duress buttons and areas of rescue intercom system
3. Staff Development improvements: Agency wide implementation of Solution Focused strategies; consolidated Annual training requirement delivery; developing potential supervisory candidates; managing\analyzing staff departures - 8 retirements and 7 departures for other reasons; employee handbook updates

2016 Goals

1. Increased use of technology for efficient service delivery: Electronic Reception and Tracking log; Updated mobile technology for field staff; expansion of imaging for case records other than financial assistance; self service stations for clients in the lobby;
2. Resume Family Assessment Response as a form of Child Protective Services response - this was put on hiatus in the early spring this year due to staffing turnover.
3. Housing alternatives for Emergency placements as well as permanent housing for the at risk population

Economic Development

The mission of the Economic Development Office (as well as the IDA and Development Corporation) is to create and retain employment opportunities for the residents of Livingston. This mission is accomplished through the financing, development, sponsorship, acquisition, construction, and equipping of certain economic development projects. Through the fulfillment of the economic development mission, the department expects to deliver employment, health, general prosperity, economic welfare, and needed services for the residents of Livingston County.

2015 Accomplishments

1. Named a quarterfinalist in the America's Best Communities Competition
2. Began road construction to expand developable parcels in the Crossroads Commerce Park
3. Secured grant funding for and completed one (1) Main Street Anchor Project and two (2) Main Street Technical Assistance Projects

2016 Goals

1. Full implementation of a Customer Relationship Management (CRM) for economic development project management
2. Complete 5 year Economic Development Strategic Plan
3. Increase land sales in industrial parks, returning parcels to real property tax rolls

Emergency Medical Services

The Emergency Medical Services Department is responsible for the coordination of prehospital emergency medical care in Livingston County. The Department serves as a resource and liaison to all EMS agencies operating within Livingston County by offering collaboration, education and operational support. The department is a New York State Department of Health Bureau EMS Course Sponsor for Emergency Medical Technician and Certified First Responder training courses. Livingston County EMS is also an American Heart Association Training Center for HeartSaver, Basic Life Support, and Advanced Life Support cardiac care courses. Livingston County EMS also has a prehospital provider agency that provides Advanced Life Support (ALS) and Basic Life Support (BLS) services in Livingston County.

Accomplishments 2015

1. Receipt of Greater Rochester Health Foundation Grant: Clinical Services for Older Adults - Emergency Care Transitions Coaching to Help Older Adults Maintain their Health
2. Emergency Medical Service provision to towns without ambulance coverage
3. Emergency preparedness drills with community partners: HazMat drill at Kraft Foods and Ebola drill at Noyes Memorial Hospital

Goals for 2016

1. To implement the Interfacility Specialty Care Ambulance Transport program
2. To host and offer National Association Emergency Medical Training classes and programs to county agencies
3. To promote and offer regularly scheduled community CPR programs

Emergency Management

Completed and Adopted the County All Hazard Mitigation Plan.
The plan was prepared in accordance with the Federal Disaster Mitigation Act of 2000. Participation in the plan was undertaken by the County and all Jurisdictions within the County. The core mission of the plan is to incorporate mitigation planning as an integral component of daily government operations through existing processes and programs. The 5 over arching mitigation goals the County and participating jurisdictions want to achieve are:

1. Protect Life and Property from impacts of natural, technological, and human-caused disasters.
2. Enhance awareness and education of the risks associated with natural, technological, and human-caused hazards.
3. Build a hazard mitigation infrastructure and promote pre-disaster mitigation as the most effective means to reduce future disaster loses.
4. Reduce barriers to implementing coordinated hazard mitigation strategies across Federal, State, Regional, County, and Municipal agencies.
5. Encourage the development and implementation of long - term, cost effective, and environmentally sound local mitigation projects.

Completed the National Oceanic and Atmospheric Administration (NOAA) "Storm Ready" weather accreditation for the Livingston County and the Office of Emergency Management.
Storm Ready is an initiative by the Federal Government to have Counties, Municipalities/Local Jurisdictions to be part of a Weather-Ready Nation. The program is about building community resilience in the face of increasing vulnerability to extreme weather and water events. Nearly 98% of all presidentially declared disasters are weather related, leading to around 500 deaths per year and nearly $15 billion in damage. Storm Ready helps communities with education skills needed to save lives and property before, during and after the event. Storm Ready helps Community Leaders and Emergency Managers strengthen local safety programs through advance planning, education and awareness.

Completed the Hazardous Materials Response Plan Re-Certification with the NYS - Office of Fire Prevention and Control.
Every 3 years the Hazardous Material response plan is re- certified to 25 requirements the Office of Fire Prevention Control determines as critical elements of the plan. Some of the Key components are; Training and certifications for Haz Mat Technicians, and Operations, Medical Response plan with a Tox Medic component, Required Physicals for personnel that meet the Department of Labor Standards, Reporting Resource Typing status to OFPC, just to name a few. The Hazardous Material Response team is made up of men and women from the volunteer fire and EMS communities, all of these individuals volunteer their time to meet these requirements.

2016 Goals
Develop the awareness and education deliverables to the local jurisdictions for Storm Ready. Compile resource material, handouts and develop a training program for the local jurisdiction to present to their community.

Develop a Special Operation Team concept within the Haz Mat Team. This concept would allow for better utilization of equipment and people at different events or incidents other then hazardous material incidents/events.

Develop a training curriculum for the fire service Chief Officers and Line Officers. The curriculum would be structured in 3 components: Officer Development - roles and responsibility of the Chief Officer, Basic Leadership Concepts - developed for the Senior Firefighter and Line Officers and Advance Leadership for the Chief Officers.

Highway

The Livingston County Highway Department is responsible for the maintenance, repair and reconstruction of a 242-mile County Road system, including: 70 bridges over 20-feet in span; 119 large culverts (5 feet or larger); 1270 small culverts (less than 5 feet); 2940 driveway pipes; and over 6000 traffic signs.

2015 Accomplishments:

1. Completion of 7.7miles of road reconstruction; initiation of 12.4 miles of road reconstruction; 3.3 miles of Hot Mix Asphalt paving; and 17.7 miles of road surface-treating.
2. Assumed maintenance/repair responsibility for the entire County vehicle fleet.
3. With County Highway personnel and County funding, performed the full replacement of Bridge No. 4 on Pole Bridge Road in the Town of Avon.

2016 Goals

1. With County Highway personnel and County funding, perform the full replacement of Bridge No. 93 on Faulkner Road in the Town of Ossian.
2. Via Federal/State-Aid funding and competitive construction bids, accomplish significant repair/maintenance activities on four (4) County bridges in Mt. Morris and North Dansville.
3. Complete current reconstruction projects on 12.4 miles of county roads; initiate 2.5 miles of new road reconstruction; and perform approximately 20 miles of road paving/surface-treating.

Historian

Accomplishments for 2015:

1) Finding Aids have been created for the majority of the archival record series to supplement various indexes and catalogs.
2) More than 2000 photographs were digitized.
3) Several thousand entries were added to the County Historian's online records index that has now expanded to nearly 300,000 entries.

Goals for 2016:

1) Digitization of major archival and manuscript collections.
2) Continued expansion of resources on the County Historian's web page.
3) Creation of the *Livingston Landmarks Heritage Trail* Oncell Audio Tour.

Information & Technology Services

The Information and Technology Services Department is charged with administering software applications and infrastructure utilized within all thirty-two Livingston County Government departments. ITS departmental staff also provide in-house application training to County staff, Help Desk support for all internal applications, consult on the potential implementation of new or upgraded software, and manage all additions, changes and moves to all computer and phone equipment utilized in the County

2015 Accomplishments

1. Configured and rolled out approximately 115 replacement computers across fifteen County Departments.
2. Supported the installation and implementation of a new web based software utilized by the Department of Health's Reproductive Health clinics. This software significantly automated the reporting and billing process previously in use and ensured compliance with mandated ICD-10 billing.
3. Implemented automated reporting and web based tools utilized by the Personnel department to assist with upcoming mandated Affordable Care Act Reporting.

2016 Goals

1. Document technical and functional requirements and issue an RFP for a system to replace the County's outdated financial and human resource systems.
2. Replace approximately 500 legacy computers and related Microsoft Office software across the County.
3. Support the migration and implementation of the County Nursing Home's primary care application to a SaaS based solution in preparation for mandated Computerized Physician Order entry.

Personnel

The Livingston County Personnel Office is responsible for Civil Service administration work for over 2500 public employees working for the County and the towns, villages and school districts within the County as well as Genesee Valley BOCES. In addition, the office is responsible for personnel and labor relations work for approximately 1400 County employees.

Accomplishments in 2015

Affordable Care Act compliance: Ensure compliance with the large employer mandate which took effect October 1, 2015.
Labor Relations activities: Prepared over 30 memoranda of agreement, handled various grievances, and participated and assisted with negotiations with the NYSNA and LCDSA units.
Investigations and audits: Conducted several significant investigations and participated in a successful audit of the County's FMLA compliance activities.

Goals for 2016

Affordable Care Act compliance: Work with the County's implementation team to assure proper reporting per the requirements of the law. Continue other compliance activities.
Labor Relations activities: Participate in negotiations with CSEA full-time employee, CSEA part-time/seasonal employee, LCCOPS, LCDSA, and NYSNA units.
Deputy Personnel Officer: Add a Deputy to the Office staff and then increase service outreach, training and assistance to the "customers" of the office.

Office for the Aging

The Livingston County Office for the Aging initiates, conducts and coordinates programs and services to improve the quality of life of Livingston County citizens 60 years of age and their caregivers, and advocates on their behalf. Our mission and the overall goal of all of the programs we offer is to assist and support older adults to remain in their homes as long as it their choice and is safely possible, and to maximize their wellness and independence.

MAJOR ACCOMPLISHMENTS 2015

1. Provided services and supports to 2,100 Livingston county residents 60 years of age and older to support wellness, independence and quality of life; services provided directly or through partnerships include information and assistance, home delivered and congregate meals, case management, nutrition counseling and education, legal services, transportation, caregiver supports, Foster Grandparent program, personal care, and outreach. Over 70% of those receiving in-home services were 75 years of age or older, 75% were frail and/or disabled, and approximately 50% lived alone.
2. Successfully transitioned from hot to chilled meals for the senior nutrition program in order to maximize food safety and nutritional quality of meals, as well as ensuring the capacity of the program to deliver 58,000 home delivered meals annually to over 400 homebound county residents at nutritional risk, and serve over 25,000 congregate meals to 275 participants at 3 county meal sites.
3. Responded to a 50% increase in health insurance information and counseling program (HIICAP) requests and Anne DeMarte, HIICAP coordinator, was presented an award by the New York State Office for the Aging for the highest increase in Client Contacts in HIICAP reporting.

GOALS FOR 2016

1. Increase participation at 3 Livingston County congregate meal sites by 8% - 10% and expand wellness and educational programming offered at the sites in addition to meals, nutrition education and socialization.
2. Successfully implement the expansion and enhancement of the NY Connects program. NY Connects is a No Wrong Door resource to provide information about long term service and support options for older adults, caregivers, helping professionals and individuals of any age with disabilities, regardless of income or insurance status. NY Connects staff can assist with screening for benefits and linkage to resources for home care, caregiver support, care coordination, respite care, transportation, home delivered meals, health insurance information and more, in order to help people remain independent in their daily lives.
3. Pilot new services in response to needs – consumer directed EISEP (Expanded In-Home Services for the Elderly Program) and volunteer VISTA respite program in collaboration with SUNY Geneseo and other partners.

Planning

The Livingston County Personnel Office is responsible for Civil Service administration work for over 2500 public employees working for the County and the towns, villages and school districts within the County as well as Genesee Valley BOCES. In addition, the office is responsible for personnel and labor relations work for approximately 1400 County employees.

Accomplishments in 2015

Affordable Care Act compliance: Ensure compliance with the large employer mandate which took effect October 1, 2015.

Labor Relations activities: Prepared over 30 memoranda of agreement, handled various grievances, and participated and assisted with negotiations with the NYSNA and LCDSA units.

Investigations and audits: Conducted several significant investigations and participated in a successful audit of the County's FMLA compliance activities.

Goals for 2016

Affordable Care Act compliance: Work with the County's implementation team to assure proper reporting per the requirements of the law. Continue other compliance activities.

Labor Relations activities: Participate in negotiations with CSEA full-time employee, CSEA part-time/seasonal employee, LCCOPS, LCDSA, and NYSNA units.

Deputy Personnel Officer: Add a Deputy to the Office staff and then increase service outreach, training and assistance to the "customers" of the office.

Probation

2016 Goals

1. Implementation of Thinking for A Change, a cognitive behavioral therapy group, collaborative between probation and LCSO, specifically targeted at the inmate population.
2. Response to the internal control audit by the OSC and final implementation of policies and protocol regarding the collection of financials
3. Updating of PC's for all staff

2015 Accomplishments

1. A new vehicle in the probation fleet
2. Full implementation of Caseload Explorers Financials and policy established to the implementation
3. An RFP for a new Electronic Home Monitoring Vendor by year's end. Looking forward to upgrading with the newest technology.

Purchasing

ACCOMPLISHMENTS IN 2015

1. Adoption of Local Law No. 2 – 2015 Authorizing the Use of Best Value Award Methodology, in the Competitive Bidding Process
2. Attended conferences and seminars with various National Cooperatives to learn of the products and contracts available to our municipality.
3. Continue to pursue the use of contracts awarded by other municipalities that may be used by Livingston County. GML § 103 was amended 8/1/12 to authorize "piggy backing" on other municipal contracts.

GOALS FOR 2016

1. Continue to manage the LENS (License Event Notification Service) for employees driving County vehicles.
2. Identify items including but not limited to building, plumbing and electrical supplies purchased by County departments that should be combined and bid on an annual basis to be in compliance with GML and save money and staff time on receiving quotes, etc.
3. Continue to research National Cooperative Contracts and contracts awarded by other Municipalities for use by Livingston County Departments.

Records Management

Records Management is responsible for the storing, retrieving, preserving and disposal of the inactive records created by Livingston County Departments.

Accomplishments for 2015:

1. We had been storing boxes of records from the NYS Courts. I contacted Laura Welch and she came over and made arrangements to store the files elsewhere.
2. Pulled, destroyed and rearranged PA & MA case files that no longer have money due.
3. Ordered new map cabinets and sorted, organized, and rearranged maps in a new map room.

Goals for 2016:

1. Instead of marking boxes to all be destroyed in January of any given year, have departments mark boxes of records for their destruction on a monthly schedule.
2. Work on educating departments on saving/making less paper in their offices. Determine if a record in their office is the official copy.
3. Work on setting up a new records storage area at Millennium Drive.

Sheriff's Office

Accomplishments in 2015

1. Operation Safe Interstate : enforcement of numerous traffic laws, dwi, and drug arrest. Along with keeping the construction and state workers safe while conducting road work.
2. The re-accreditation of the Livingston County Sheriff's Office Jail Division in May of 2015 and the re-accreditation of the Livingston County Sheriff's Office Court Security Division in October of 2015.
3. The successful start of the SIG ROUND 3 grant project that will benefit all of the local, county, and state agencies in communications and interoperability between communications.

Goals for 2016

1. Completion of the SIG ROUND 3 project and successful switch over of the radio system to the digital trunked system.
2. SIG ROUND 4 - continued updates and upgrades of county and agency systems.
3. Certificate of Operation from FAA and implementation of the Unmanned Aerial System for use by Sheriff's Office with the availability to assist other agencies.
4. Continued Accreditation standards for all divisions

2015: Also on track for 1.3 million in boarding revenue via boarding Federal Inmates and other county inmates in LCJ

Treasurer

The County Treasurer has custody of all money belonging to the county or in which the County has an interest, and also serves as Treasurer for the County's Social Services Department, and as trustee for court and trust funds. The County Treasurer also has various Statutory duties which include: delinquent tax collection, granting certificates of residence, distributing unpaid school and village tax monies, accounting for all county funds and records, reporting department balances, and many other activities required by the government

Goals for 2016

1. Promote our Website/ On Line Tax Payment Program to get stronger use by attorneys and taxpayers.
2. Work with Town Clerks to have a more unified Tax Return process
3. Revise the Annual Report For Board of Supervisors

Accomplishments in 2015

1. Clean Audit for 2014 no findings by auditors
2. Successful Tax Auction - Put 34 properties back on tax role
3. Issued 1,815 Certificates of Residency

Veterans' Services

The goals of the Livingston County Department of Veteran Services for fiscal year 2016 are as follows.

1. Increase quality of services with communication.
2. Gain connectivity to the Veteran Benefits Administration computer system to provide real time answers to claim status.
3. Keep track of claim status and provide unsolicited updates to Veterans and Dependants that pertain to claims submitted in our offices.
4. Utilize the G.I. Bill's Work Study program. Hire on a 20 hour a week student in a Human Services or Public Administration area of study at the Veteran Administrations expense
5. Create synergy between stakeholders with common challenges.
6. Research and select best course of action for transportation of Veterans.
7. Increase public awareness of the role the county has in services to our Veterans.
8. Advertise outreach events in the communities within the community.
9. Utilize office space upstairs of building 7 for coordination of volunteerism "Livingston County Hospice, We Honor Vets program" and travel purposes.
10. Educate Veterans on current travel benefits.
11. Develop a partnership between the Department of Veterans affairs Canandaigua, as we are in their catchments area.
12. Farm out VA Medical Centers out reach and in-services to stakeholders in the community. The VA offers public informational Visits on topics geared toward the Veteran population "Homelessness, Suicide Prevention, Diabetes management."
13. Do a walk/run for "unspecified" future Veteran awareness issues at Mt. Morris Campus.
14. Develop custom computer based tracking of services the county administers to its Veteran population. Utilizing Microsoft Access databases and Info Path form designer.
15. Office Automation will ease workload hours and increase productivity.
16. Report tracked workload data to Board of Supervisors on monthly basis and prepare quarterly reports of progress made on key metrics.
17. Compare data to surrounding counties Veteran population data with our data.

The accomplishments of the Livingston County Department of Veteran Services for fiscal year 2016 are as follows.

Attain the public and the Veteran population trust and gratitude for the work the county provides to its population. There is no State Veteran Service Officer Representative within Livingston County. The workload of the county should be recognized and synonymous with quality, in proportion with the efforts of its entire staff from the board of superiors its administrative support staff to the volunteers that serve our counties Veteran population.

Workforce Development

The Office of Workforce Development is a cooperative effort between Livingston County, the New York State Department of Labor and community partners to
provide employment services to both job seekers and employers.

Goals sought in 2016

1. Collaborate with GVEP to develop a machinist training program at the May Center.
2. Increase the number of youth applicants for the Summer Employment Program.
3. Successfully compete for WIOA funds to remain a One-Stop Center. (*Repeated from 2015, as procurement was delayed).*

Accomplishments in 2015

1. Relocated the job fair to a free venue, while increasing employer participation.
2. Transitioned workforce development services to comply with WIOA.
3. Implemented HSE and ESOL classes for public assistance recipients.

Section 5

CIP PLAN

Livingston County Capital Improvement Plan

What is the Livingston County Capital Improvement Plan (CIP)?

The CIP is a five-year plan that identifies capital projects and equipment purchases, provides a planning schedule and identifies options for financing the plan. The CIP will be updated annually.

The CIP will feature:

- A listing of the capital projects or equipment to be purchased.
- The projects ranked in order of preference.
- The plan for financing the projects.
- A timetable for the construction or completion of the project.
- Justification for the project.
- Explanation of expenses for the project.

Why is the CIP important?

Development of the CIP is a step toward rational, long-range capital planning and budgeting. The CIP is a tool that enables those projects to be listed, evaluated and prioritized. The resulting document provides a guide for funding and administering implementation of county plans and projects.

Benefits of a CIP:

- Allows for a systematic evaluation of all potential projects at the same time.
- The ability to stabilize debt and consolidate projects to reduce borrowing costs.
- Serve as a public relations and economic development tool.
- A focus on preserving the County's buildings and infrastructure while ensuring the efficient use of public funds.
- Provides an opportunity to foster cooperation among departments and an ability to inform others of the county's priorities.

What is a Capital Project or Equipment Purchase?

- A capital project is a substantial, nonrecurring expenditure for an improvement to a county facility or infrastructure, including buildings, property and equipment with a useful life of 3 years or greater.

- The total estimated cost for the project is $25,000 or more. Individual items similar in nature and which together will cost more than $25,000 are also considered to be capital improvements.
- A capital improvement represents a public investment in county facilities or infrastructure.
- The potential importance or desirability of a project does not make a project a capital improvement.
- A capital improvement does not include ongoing maintenance or operational expenses.
- Capital projects <u>include</u>, but are not limited to:
    - Remodeling, upgrading, redevelopment or repurposing of an existing building or facility.
    - Energy efficiency improvements.
    - Building security and safety improvements
    - New building construction or expansions
    - On-site property improvements, related to parking, traffic circulation, lighting, stormwater management, etc.
    - Land acquisition
    - Computer, radio and mobile communications, and other related or similar equipment
- Capital projects <u>do not include</u> purchase of vehicles, highway and bridge projects (except on county property where county buildings are located), and routine building maintenance activities.

What is the Process?

1. Department Heads are required to submit a Capital Project/Equipment Request Form for <u>each</u> capital project or equipment purchase. The Form is available electronically on the County's intranet under forms.
2. Department Heads need to complete a project status report for capital projects previously approved. The form is available electronically on the County's intranet under forms.
3. Forms and supporting documentation must be submitted to the Planning Department.
4. Please contact Angela Ellis or Penny Trimm (x7550) with any questions.

LIVINGSTON COUNTY CAPITAL IMPROVEMENT PROGRAM FOR 2016

Funding Plan for 2016 - County CIP

	Priority	Status	Project Title	Department Head Requesting	Estimated Total Cost	2014 Allocation	2015 Allocation	Additional Not Yet Funded	Year	General Fund	State	Federal	Capital Project	Debt Financing	CNR Fund	Hwy	911 Grants	Other	Notes
1	High	New	Building 8	I. Coyle	TBD			TBD											
2	High	H1630 2900	Millenium Drive Rd. Project	I. Coyle	150,000		150,000	100,000	FY2016				100,000						Add'l $100,000 is estimate
3	Med.	New	Electronic Poll Books	N. Leven / D. DiPasquale	100,000			100,000	FY2019	100,000									Unkown if any upcoming grant opportunities.
4	Med.	Mod. to Existing Project	Voting Machine Replacement	N. Leven / D. DiPasquale	650,000			650,000	FY2018				650,000						Possibility of Grant Funding. Revised from $600,000 to $650,000 per Status Report.
5	High	New	Mt. Morris Water Tank	J. Driscoll	TBD			TBD	FY2016										John is gathering initial estimates.
6	High	New	Courthouse Building Improvements	J. Driscoll	120,000			120,000	FY2016				120,000						Modifying H1625 2900 if approved, added as new project.
7	High	Modification to H6122 2900	Bldg. 1 - Auditorium Wing/Dining Facility Renovation Project	J. Driscoll	1,060,000	810,000	35,000	No New Funds											Total cost revised based on new cost estimates. The total cost has some exclusions and includes no exterior work.
8	High	Modification H1628.2900	Government Center Upgrades (Carpet/Painting/Bldg. Asses.)	J. Driscoll	241,900	70,000	91,900	300,000	FY2016 FY2017				150,000 150,000						9/9/2014 Ian has requested the total be $241,900. 10/7/15 Ian has requested 150,000 for 2016 and 2017.
9	High	Modification H1625 2900	Court House Upgrades	J. Driscoll	450,000	150,000	150,000												Rename Court House Roof Repair to Court House Upgrades
10	High	Modification H6121 2900	Mt. Morris Campus Road & Parking Lot Repairs	J. Driscoll	242,925	240,000	0												Per Ian no additional funding for 2015.
11	High	Modification to H1626 2900	Park Fieldhouse Restoration & Security Upgrades	J. Driscoll	105,000	25,000	No add'l funding	No add'l funding											9/9/14 - No new add'l funding.
12	Med.	Renovation H6121 2902	Bldg. 2 Electrical Power & Renovations	J. Driscoll	TBD	151,000	0	0	FY2016				450,000						Carried over from 2015. Treas. Office split Campus Reno into 2 accounts w/ same name but noted Bldg. #2 on H6121 2902
~~13~~	~~High~~	~~New~~	~~Gov't Ctr. Wireless Projectors~~	~~J. Driscoll~~	~~TBD~~			~~TBD~~	~~FY2016~~										
14	Low	New	DA's Office Reconfiguration	G. McCaffery	TBD			TBD											Cost Estimates & Funding Sources needed.
15	High	New	Training Center Building Expansion	Niedermaier / Dewar	1,000,000	0	0	1,000,000	FY2016				1,000,000						Estimates vary. Work scope to be determined. Decreased to $300,000 from $500,000 on 12/9/13. Per Ian 10/7/15 increase to 1 M.
16	High	Modification to H1629 2900	Ambulance Equipment	K. Dewar	1,000,000	200,000	200,000	1,000,000	FY2016 FY2017 FY2018 FY2019 FY2020				200,000 200,000 200,000 200,000 200,000						9/9/14 Per Ian funding of $200,000 yearly.
~~17~~	~~High~~	~~New~~	~~Highway Facility Repairs~~	~~D. Higgins~~	~~TBD~~			~~TBD~~	~~FY2016~~										~~Cost and Funding Sources needed. No forms submitted only email.~~
18	High	New	Hampton Corners Complex Pavement	D. Higgins	75,000			75,000	FY2016							75,000			
19	High	New	Highway Shop Heater Replacement	D. Higgins	36,000			36,000	FY2017							36,000			
20	Med.	New	Highway Shop Mezzanine	D. Higgins	75,000			75,000	FY2017							75,000			
21	Med.	New	Carpet Replacement/Highway Bldgs.	D. Higgins	25,000			25,000	FY2017							25,000			
22	High	Ongoing H1680 2900	Building Security System Upgrades	K. Koppenhaver	200,000	50,000	50,000	100,000	FY2016 FY2017				50,000 50,000						
23	High	Ongoing H1680 2900	(ERP) Enterprise Resource Planning System	K. Koppenhaver	1,075,000	75,000	500,000	500,000	FY2016				500,000						
24	High	Ongoing H1680 2900	Technology Infrastructure Improvements	K. Koppenhaver	750,000	150,000	150,000	450,000	FY2016 FY2017 FY2018				150,000 150,000 150,000						
25	High	Other	Records Center Expansion Project	K. Montemarano	TBD	0	0	TBD											Researching technical solutions & grant opportunities.
26	High	New H3150 2900	Sheriff / Jail Improvements	T. Dougherty / J. Driscoll	60,000			30,000	FY2016				30,000						*Balance of Jail Roof Project (2015) to fund this project. Approx. $30,000 ($37977. Less gutters/misc.) Original request from Sheriff was $60,000.*
27	High	New	911 Center Console System Upgrade	T. Dougherty/A. Ellis	305,767	0		305,767	FY2016								305,767		2013 PSAP Grant - Contract executed.
28	High	New	Emergency Comm. Upgrade SICG3	T. Dougherty/A. Ellis	6,394,854	0	150,000	6,394,854	FY2016				400,000				5,994,854		SICG 3 - $5994,854 Awarded (2014 Spent $6920; 2015 Spent approx. $1,218,379...Bal of $4,769,555 in 2016). Additional $400,000 Special Projects County Fund line.
29	High	New	Emergency Comm. Upgrade SICG4	T. Dougherty/A. Ellis	3,500,000	0	0	3,500,000	FY2016								3,500,000		SICG4 Anticipated contract date 1/1/2016, added per Ian. Sheriff's New World System (600,00) incl.
				Totals	17,616,446	1,921,000	1,476,900	14,761,621											
								13025621	FY2016	0	0	0	3,150,000	0	0	75,000	9,800,621	0	
								686,000	FY2017	0	0	0	550,000	0	0	136,000	0	0	
								1,000,000	FY2018	0	0	0	1,000,000	0	0	0	0	0	
								300,000	FY2019	100,000	0	0	200,000	0	0	0	0	0	
								200,000	FY2020	0	0	0	200,000	0	0	0	0	0	
								$15,211,621											

Funding Plan for 2016 - CNR

	Priority	Status	Project Title	Department Head Requesting	Estimated Total Cost	2014 Allocation	2015 Allocation	Additional Not Yet Funded	Year	General Fund	State	Federal	Capital Project	Debt Financing	CNR Fund	Hwy	911 Grants	Other	Notes
1	High	New	CNR Parking Lot Repair/Resurfacing	F. Bassett	110,000			110,000	FY2016						110,000				
2	High	Replacement	Replacement of Network Switches & Wireless Access Points	F. Bassett	113,000		26,800	113,000	FY2016						113,000				Project was previously approved as two separate projects. Combine. Wireless Access Point was $22,500 for 2016 & 2017. Network Switches was $33,200 for 2016. Now $113.000 Combined for 2016.
3	High	Replacement	Heated Food Delivery Cart Replacement	F. Bassett	54,000			54,000	FY2016						54,000				
4	High	Replacement Ongoing	Electric Bed Replacement	F. Bassett	125,000	32,000	25,000	125,000	FY2016						25,000				Electric Bed Replacement. Replacement of standard and bariatric beds that are now or are soon becoming obsolete and irrepairable. Project was previously approved and funded at $25,00 per year ending in 2018. Building Maintenance Foreperson, Tom Helles has requested the budget continue to be funded at $25,000 per year.
									FY2017						25,000				
									FY2018						25,000				
									FY2019						25,000				
									FY2020						25,000				
5	High	Replacement	Patient Handling System Replacement	F. Bassett	160,000			160,000	FY2016						32,000				
									FY2017						32,000				
									FY2018						32,000				
									FY2019						32,000				
									FY2020						32,000				
6	High	Replacement	Computer Technology Replacement	F. Bassett	150,000		25,000	150,000	FY2016						30,000				Computer Tech. Replacement. Replacement of pc's, laptops, printers, supporting components, etc. Project was previously approved and funded at $25,000 per year. IT Dir. Ken K. has requested the budget be ammended to $30,000 per year.
									FY2017						30,000				
									FY2018						30,000				
									FY2019						30,000				
									FY2020						30,000				
				Totals	712,000	32,000	76,800	712,000											
								364,000	FY2016	0	0	0	0	0	364,000	0	0	0	
								87,000	FY2017	0	0	0	0	0	87,000	0	0	0	
					$712,000			87,000	FY2018	0	0	0	0	0	87,000	0	0	0	
								87,000	FY2019	0	0	0	0	0	87,000	0	0	0	
								87,000	FY2020	0	0	0	0	0	87,000	0	0	0	
				GRAND TOTAL FOR 2016				$13,389,621		0	0	0	3,150,000	0	364,000	75,000	9,800,621	0	

Revised 10/21/15

2016-2020 Livingston County
New Capital Project/Equipment Requests

1	BOE	Electronic Poll Books
2	CS	Mt. Morris Water Tank
3	CS	Courthouse Building Improvements
4	CS	Government Center Wireless Projectors
5	County Administrator	Building 8
6	County Administrator	Millennium Road Extension Project
7	DA	Expansion/Reconfiguration of District Attorney Offices
8	EMS	Training Center Building Expansion
9	Emergency Medical Services	Annual Vehicle and Equipment Purchases
10	Highway	Pavement Rehab/Preservation @ Hampton Corners Complex
11	Highway	Mezzanine @ Highway Shop
12	Highway	Carpet Replacement
13	Highway	Replacement of Infrared Heaters
14	Highway	Highway Facility Interior/Exterior Repairs *(NO FORM - Emailed 5th project)*
15	Sheriff	Sheriff/Jail Improvements
16	CNR	Network Switches & Wireless Access Points
17	CNR	Computer Technology Replacement
18	CNR	Patient Handling System Replacement
19	CNR	Heated Food Delivery Cart Replacement
20	CNR	CNR Parking Lot Asphalt Repair & Resurfacing
21	CNR	Electric Bed Replacement

Section 6

EXPENSE SUMMARY

General Fund Expense Summary

OBJECT CODE	ACCOUNT NAME	EXPENDED/ REVENUE 2014	ORIGINAL BUDGET 2015	MODIFIED BUDGET 2015	DEC31-YTD EXP./REL. 2015	DEPARTMENT REQUEST 2016	EST TO ORIG % 2016	BUDGET RECOMM. 2016	ADOPTED 2016
A1010 - LEGISLATIVE BOARD									
.1	TOTAL PERSONAL SERVICES	335,729	356,725	356,725	154,070	356,775	100.0	356,775	356,775
.2	TOTAL EQUIPMENT	1,203		1,159					
.4	TOTAL CONTRACTUAL EXPENSES	58,042	70,434	69,094	13,226	73,504	104.4	73,504	73,504
.8	TOTAL EMPLOYEE BENEFITS	111,067	122,227	122,227	30,736	114,149	93.4	114,149	114,149
TOTAL A1010 REVENUES		2,393							
TOTAL COUNTY COST		503,648	549,386	549,205	198,032	544,428	99.1	544,428	544,428
A1162 - GRAND JURY									
.4	TOTAL CONTRACTUAL EXPENSES	26,691	27,500	27,500	11,284	28,000	101.8	28,000	28,000
TOTAL A1162 APPROPRIATIONS		26,691	27,500	27,500	11,284	28,000	101.8	28,000	28,000
TOTAL COUNTY COST		26,691	27,500	27,500	11,284	28,000	101.8	28,000	28,000
A1163 - JUSTICES & CONSTABLES									
.4	TOTAL CONTRACTUAL EXPENSES	24,077	30,000	30,000	5,361	30,000	100.0	30,000	30,000
TOTAL A1163 APPROPRIATIONS		24,077	30,000	30,000	5,361	30,000	100.0	30,000	30,000
TOTAL COUNTY COST		24,077	30,000	30,000	5,361	30,000	100.0	30,000	30,000
A1165 - DISTRICT ATTORNEY									
.1	TOTAL PERSONAL SERVICES	609,371	637,208	637,208	281,500	651,324	102.2	651,324	651,324

OBJECT CODE	ACCOUNT NAME	EXPENDED/ REVENUE 2014	ORIGINAL BUDGET 2015	MODIFIED BUDGET 2015	DEC31-YTD EXP./REL. 2015	DEPARTMENT REQUEST 2016	EST TO ORIG % 2016	BUDGET RECOMM. 2016	ADOPTED 2016
A1165 - DISTRICT ATTORNEY									
.2	TOTAL EQUIPMENT		8,500	8,500	686	8,500	100.0	8,500	8,500
.4	TOTAL CONTRACTUAL EXPENSES	93,492	111,113	111,113	29,311	118,941	107.0	118,941	118,941
.8	TOTAL EMPLOYEE BENEFITS	223,512	231,831	231,831	71,443	265,384	114.5	265,384	265,384
TOTAL A1165 REVENUES		159,008	176,711	176,711	19,282	184,268	104.3	184,268	184,268
TOTAL COUNTY COST		767,367	811,941	811,941	363,658	859,881	105.9	859,881	859,881
A1166 - STOP DOMESTIC VIOLENCE GRANT									
.1	TOTAL PERSONAL SERVICES	71,374	72,802	72,802	32,645	75,009	103.0	75,009	75,009
.4	TOTAL CONTRACTUAL EXPENSES	18,030	5,000	5,000		5,000	100.0	5,000	5,000
.8	TOTAL EMPLOYEE BENEFITS	46,385	38,463	38,463	9,748	40,207	104.5	40,207	40,207
TOTAL A1166 APPROPRIATIONS		135,789	116,265	116,265	42,393	120,216	103.4	120,216	120,216
TOTAL A1166 REVENUES		40,650	50,000	50,000		35,600	71.2	35,600	35,600
TOTAL COUNTY COST		95,139	66,265	66,265	42,393	84,616	127.7	84,616	84,616
A1167 - TRAFFIC DIVERSION PROGRAM									
.4	TOTAL CONTRACTUAL EXPENSES	180,100	140,000	140,000	106,600	200,000	142.9	200,000	200,000
TOTAL A1167 APPROPRIATIONS		180,100	140,000	140,000	106,600	200,000	142.9	200,000	200,000
TOTAL A1167 REVENUES		296,100	210,000	210,000	168,450	300,000	142.9	300,000	300,000

OBJECT CODE	ACCOUNT NAME	EXPENDED/ REVENUE 2 0 1 4	ORIGINAL BUDGET 2 0 1 5	MODIFIED BUDGET 2 0 1 5	DEC31-YTD EXP./REL. 2 0 1 5	DEPARTMENT REQUEST 2 0 1 6	EST TO ORIG % 2016	BUDGET RECOMM. 2 0 1 6	ADOPTED 2 0 1 6
A1167 - TRAFFIC DIVERSION PROGRAM									
TOTAL COUNTY COST		116,000-	70,000-	70,000-	61,850-	100,000-	142.9	100,000-	100,000-
A1170 - INDIGENT DEF-PUBLIC DEFENDER									
.1	TOTAL PERSONAL SERVICES	441,075	551,816	551,816	217,205	498,886	90.4	498,886	498,886
.2	TOTAL EQUIPMENT	3,361	6,000	6,000	1,417	6,300	105.0	6,300	6,300
.4	TOTAL CONTRACTUAL EXPENSES	86,732	73,738	73,738	37,553	79,129	107.3	79,129	79,129
.8	TOTAL EMPLOYEE BENEFITS	156,919	220,651	220,651	40,364	167,409	75.9	167,409	167,409
TOTAL A1170 APPROPRIATIONS		688,087	852,205	852,205	296,539	751,724	88.2	751,724	751,724
TOTAL A1170 REVENUES		117,769	121,500	121,500	753	99,478	81.9	99,478	99,478
TOTAL COUNTY COST		570,318	730,705	730,705	295,786	652,246	89.3	652,246	652,246
A1171 - INDIGENT DEF-CONFLICT DEFENDER									
.4	TOTAL CONTRACTUAL EXPENSES	171,000	175,000	175,000	115,333	175,000	100.0	175,000	175,000
TOTAL A1171 APPROPRIATIONS		171,000	175,000	175,000	115,333	175,000	100.0	175,000	175,000
TOTAL COUNTY COST		171,000	175,000	175,000	115,333	175,000	100.0	175,000	175,000
A1172 - INDIGENT DEF-ASSIGNED COUNSEL									
.4	TOTAL CONTRACTUAL EXPENSES	22,125	40,000	40,000	7,342	40,000	100.0	40,000	40,000
TOTAL A1172 APPROPRIATIONS		22,125	40,000	40,000	7,342	40,000	100.0	40,000	40,000
TOTAL COUNTY COST		22,125	40,000	40,000	7,342	40,000	100.0	40,000	40,000

OBJECT CODE	ACCOUNT NAME	EXPENDED/ REVENUE 2014	ORIGINAL BUDGET 2015	MODIFIED BUDGET 2015	DEC31-YTD EXP./REL. 2015	DEPARTMENT REQUEST 2016	EST TO ORIG % 2016	BUDGET RECOMM. 2016	ADOPTED 2016
A1185 - MEDICAL EXAMINERS/CORONERS									
.1	TOTAL PERSONAL SERVICES			33,750	12,250	33,750		33,750	33,750
.4	TOTAL CONTRACTUAL EXPENSES	30,337	45,000		2,394				
.8	TOTAL EMPLOYEE BENEFITS			11,250	937	11,250		11,250	11,250
TOTAL A1185 APPROPRIATIONS		30,337	45,000	45,000	15,581	45,000	100.0	45,000	45,000
TOTAL COUNTY COST		30,337	45,000	45,000	15,581	45,000	100.0	45,000	45,000
A1230 - COUNTY ADMINISTRATOR									
.1	TOTAL PERSONAL SERVICES	168,147	176,500	176,500	81,561	182,500	103.4	182,500	182,500
.4	TOTAL CONTRACTUAL EXPENSES	28,439	25,894	25,894	9,481	28,811	111.3	28,811	28,811
.8	TOTAL EMPLOYEE BENEFITS	72,748	82,261	82,261	24,040	80,152	97.4	80,152	80,152
TOTAL A1230 APPROPRIATIONS		269,334	284,655	284,655	115,082	291,463	102.4	291,463	291,463
TOTAL A1230 REVENUES		26,179	25,000	25,000		25,000	100.0	25,000	25,000
TOTAL COUNTY COST		243,155	259,655	259,655	115,082	266,463	102.6	266,463	266,463
A1320 - AUDITOR									
.1	TOTAL PERSONAL SERVICES	76,105	76,169	76,169	34,147	76,169	100.0	76,169	76,169
.4	TOTAL CONTRACTUAL EXPENSES	7,999	9,767	9,767	1,230	10,700	109.6	10,700	10,700
.8	TOTAL EMPLOYEE BENEFITS	40,193	44,676	44,676	13,255	44,676	100.0	44,676	44,676
TOTAL A1320 APPROPRIATIONS		124,297	130,612	130,612	48,632	131,545	100.7	131,545	131,545

OBJECT CODE	ACCOUNT NAME	EXPENDED/ REVENUE 2014	ORIGINAL BUDGET 2015	MODIFIED BUDGET 2015	DEC31-YTD EXP./REL. 2015	DEPARTMENT REQUEST 2016	EST TO ORIG % 2016	BUDGET RECOMM. 2016	ADOPTED 2016
A1320 - AUDITOR									
TOTAL COUNTY COST		124,297	130,612	130,612	48,632	131,545	100.7	131,545	131,545
A1325 - COUNTY TREASURER									
.1	TOTAL PERSONAL SERVICES	298,398	330,000	330,000	149,131	340,000	103.0	340,000	340,000
.2	TOTAL EQUIPMENT		9,200	9,200	5,888	2,200	23.9	2,200	2,200
.4	TOTAL CONTRACTUAL EXPENSES	124,776	105,670	106,061	26,893	125,767	119.0	125,767	125,767
.8	TOTAL EMPLOYEE BENEFITS	165,913	193,756	193,756	74,018	215,600	111.3	215,600	215,600
TOTAL A1325 REVENUES		15,383	6,000	6,000	1,820	5,800	96.7	5,800	5,800
TOTAL COUNTY COST		573,704	632,626	633,017	254,110	677,767	107.1	677,767	677,767
A1345 - PURCHASING									
.1	TOTAL PERSONAL SERVICES	61,874	63,113	63,113	28,297	65,019	103.0	65,019	65,019
.4	TOTAL CONTRACTUAL EXPENSES	5,639	6,183	6,183	1,452	6,886	111.4	6,886	6,886
.8	TOTAL EMPLOYEE BENEFITS	36,608	40,862	40,862	12,774	42,989	105.2	42,989	42,989
TOTAL A1345 APPROPRIATIONS		104,121	110,158	110,158	42,523	114,894	104.3	114,894	114,894
TOTAL COUNTY COST		104,121	110,158	110,158	42,523	114,894	104.3	114,894	114,894
A1355 - REAL PROPERTY TAX SERVICES									
.1	TOTAL PERSONAL SERVICES	206,625	204,546	204,546	92,471	206,152	100.8	206,152	206,152
.2	TOTAL EQUIPMENT					700		700	700
.4	TOTAL CONTRACTUAL EXPENSES	90,135	106,394	106,394	5,306	111,762	105.0	111,762	111,762
.8	TOTAL EMPLOYEE BENEFITS	113,130	152,451	152,451	45,545	139,888	91.8	139,888	139,888

OBJECT CODE	ACCOUNT NAME	EXPENDED/ REVENUE 2014	ORIGINAL BUDGET 2015	MODIFIED BUDGET 2015	DEC31-YTD EXP./REL. 2015	DEPARTMENT REQUEST 2016	EST TO ORIG % 2016	BUDGET RECOMM. 2016	ADOPTED 2016
A1355 - REAL PROPERTY TAX SERVICES									
TOTAL A1355 APPROPRIATIONS		409,890	463,391	463,391	143,322	458,502	98.9	458,502	458,502
TOTAL A1355 REVENUES		22,937	20,150	20,150	5,422	20,200	100.2	20,200	20,200
TOTAL COUNTY COST		386,953	443,241	443,241	137,900	438,302	98.9	438,302	438,302
A1362 - TAX ADVERTISING									
.4	TOTAL CONTRACTUAL EXPENSES	153,491	138,000	138,000	930	143,000	103.6	143,000	143,000
TOTAL A1362 APPROPRIATIONS		153,491	138,000	138,000	930	143,000	103.6	143,000	143,000
TOTAL A1362 REVENUES		113,580	110,000	110,000	57,880	115,000	104.5	115,000	115,000
TOTAL COUNTY COST		39,911	28,000	28,000	56,950-	28,000	100.0	28,000	28,000
A1380 - FISCAL AGENT									
.4	TOTAL CONTRACTUAL EXPENSES	3,300	2,000	2,000		2,000	100.0	2,000	2,000
TOTAL A1380 APPROPRIATIONS		3,300	2,000	2,000		2,000	100.0	2,000	2,000
TOTAL COUNTY COST		3,300	2,000	2,000		2,000	100.0	2,000	2,000
A1410 - COUNTY CLERK									
.1	TOTAL PERSONAL SERVICES	764,157	781,444	781,444	307,696	802,816	102.7	802,816	802,816
.2	TOTAL EQUIPMENT		4,000	12,345		20,707	517.7	20,707	20,707
.4	TOTAL CONTRACTUAL EXPENSES	175,407	208,599	209,645	88,233	201,816	96.7	201,816	201,816
.8	TOTAL EMPLOYEE BENEFITS	463,641	507,230	507,230	156,553	536,938	105.9	536,938	536,938

OBJECT CODE	ACCOUNT NAME	EXPENDED/ REVENUE 2014	ORIGINAL BUDGET 2015	MODIFIED BUDGET 2015	DEC31-YTD EXP./REL. 2015	DEPARTMENT REQUEST 2016	EST TO ORIG % 2016	BUDGET RECOMM. 2016	ADOPTED 2016
A1410 - COUNTY CLERK									
TOTAL A1410 APPROPRIATIONS		1,403,205	1,501,273	1,510,664	552,482	1,562,277	104.1	1,562,277	1,562,277
TOTAL A1410 REVENUES		1,328,986	1,377,000	1,377,000	541,920	1,358,000	98.6	1,358,000	1,358,000
TOTAL COUNTY COST		74,219	124,273	133,664	10,562	204,277	164.4	204,277	204,277
A1420 - LAW									
.1	TOTAL PERSONAL SERVICES	235,899	240,618	240,618	107,877	247,869	103.0	247,869	247,869
.2	TOTAL EQUIPMENT								
.4	TOTAL CONTRACTUAL EXPENSES	12,879	16,517	16,517	11,891	19,500	118.1	19,500	19,500
.8	TOTAL EMPLOYEE BENEFITS	69,374	74,184	74,184	11,230	66,203	89.2	66,203	66,203
TOTAL A1420 APPROPRIATIONS		318,152	331,319	331,319	130,998	333,572	100.7	333,572	333,572
TOTAL A1420 REVENUES		109,588	140,692	140,692		145,182	103.2	145,182	145,182
TOTAL COUNTY COST		208,564	190,627	190,627	130,998	188,390	98.8	188,390	188,390
A1421 - LEGAL FEES - LABOR CONTRACTS									
.4	TOTAL CONTRACTUAL EXPENSES	27,481	55,000	55,000	8,428	55,000	100.0	55,000	55,000
TOTAL A1421 APPROPRIATIONS		27,481	55,000	55,000	8,428	55,000	100.0	55,000	55,000
TOTAL COUNTY COST		27,481	55,000	55,000	8,428	55,000	100.0	55,000	55,000
A1430 - PERSONNEL CIVIL SERVICE									
.1	TOTAL PERSONAL SERVICES	256,540	332,930	332,930	115,880	343,500	103.2	343,500	343,500

OBJECT CODE	ACCOUNT NAME	EXPENDED/ REVENUE 2 0 1 4	ORIGINAL BUDGET 2 0 1 5	MODIFIED BUDGET 2 0 1 5	DEC31-YTD EXP./REL. 2 0 1 5	DEPARTMENT REQUEST 2 0 1 6	EST TO ORIG % 2016	BUDGET RECOMM. 2 0 1 6	ADOPTED 2 0 1 6
A1430 - PERSONNEL CIVIL SERVICE									
.2	TOTAL EQUIPMENT		2,300	2,300		2,300	100.0	2,300	2,300
.4	TOTAL CONTRACTUAL EXPENSES	39,937	53,950	54,931	16,040	52,155	96.7	52,155	52,155
.8	TOTAL EMPLOYEE BENEFITS	116,653	149,088	149,088	25,518	134,100	89.9	134,100	134,100
TOTAL A1430 APPROPRIATIONS		413,130	538,268	539,249	157,438	532,055	98.8	532,055	532,055
TOTAL A1430 REVENUES		3,210	400	400	2,403	400	100.0	400	400
TOTAL COUNTY COST		409,920	537,868	538,849	155,035	531,655	98.8	531,655	531,655
A1431 - EMPLOYEE BENEFITS PROGRAM/EAP									
.4	TOTAL CONTRACTUAL EXPENSES	21,813	27,500	27,500		28,000	101.8	28,000	28,000
TOTAL A1431 APPROPRIATIONS		21,813	27,500	27,500		28,000	101.8	28,000	28,000
TOTAL COUNTY COST		21,813	27,500	27,500		28,000	101.8	28,000	28,000
A1432 - EMPLOYEE BENEFITS PROGRAM/FSA									
.4	TOTAL CONTRACTUAL EXPENSES	4,036	6,000	6,000	2,336	6,000	100.0	6,000	6,000
TOTAL A1432 APPROPRIATIONS		4,036	6,000	6,000	2,336	6,000	100.0	6,000	6,000
TOTAL COUNTY COST		4,036	6,000	6,000	2,336	6,000	100.0	6,000	6,000
A1434 - HEALTH INSURANCE SAVINGS									
.4	TOTAL CONTRACTUAL EXPENSES								

OBJECT CODE	ACCOUNT NAME	EXPENDED/ REVENUE 2014	ORIGINAL BUDGET 2015	MODIFIED BUDGET 2015	DEC31-YTD EXP./REL. 2015	DEPARTMENT REQUEST 2016	EST TO ORIG % 2016	BUDGET RECOMM. 2016	ADOPTED 2016
A1434 - HEALTH INSURANCE SAVINGS									
TOTAL A1434 APPROPRIATIONS									
TOTAL COUNTY COST									
A1436 - EMPLOYEE SUGGESTION PROGRAM									
.4	TOTAL CONTRACTUAL EXPENSES		5,000	5,000					
TOTAL A1436 APPROPRIATIONS			5,000	5,000					
TOTAL COUNTY COST			5,000	5,000					
A1450 - ELECTIONS									
.1	TOTAL PERSONAL SERVICES	289,412	306,285	306,285	108,054	338,533	110.5	338,533	338,533
.2	TOTAL EQUIPMENT		22,400	60,900	41,207	8,900	39.7	8,900	8,900
.4	TOTAL CONTRACTUAL EXPENSES	144,033	189,290	189,578	71,155	189,455	100.1	189,455	189,455
.8	TOTAL EMPLOYEE BENEFITS	104,152	129,822	129,822	40,493	137,406	105.8	137,406	137,406
TOTAL A1450 APPROPRIATIONS		537,597	647,797	686,585	260,909	674,294	104.1	674,294	674,294
TOTAL A1450 REVENUES		129,248	52,200	52,200	2,600	72,000	137.9	72,000	72,000
TOTAL COUNTY COST		408,349	595,597	634,385	258,309	602,294	101.1	602,294	602,294
A1451 - ELECTION INSPECTORS									
.8	TOTAL EMPLOYEE BENEFITS	854							
TOTAL A1451 APPROPRIATIONS		854							

OBJECT CODE	ACCOUNT NAME	EXPENDED/ REVENUE 2014	ORIGINAL BUDGET 2015	MODIFIED BUDGET 2015	DEC31-YTD EXP./REL. 2015	DEPARTMENT REQUEST 2016	EST TO ORIG % 2016	BUDGET RECOMM. 2016	ADOPTED 2016
A1451 - ELECTION INSPECTORS									
TOTAL COUNTY COST		854							
A1610 - CENTRAL SERVICES ADMIN									
.1	TOTAL PERSONAL SERVICES	685,195	713,374	713,374	322,064	841,862	118.0	841,862	841,862
.2	TOTAL EQUIPMENT	88,735	88,177	235,924	20,034	109,881	124.6	109,881	109,881
.4	TOTAL CONTRACTUAL EXPENSES	885,579	1,040,331	1,101,963	340,822	1,026,640	98.7	1,026,640	1,026,640
.8	TOTAL EMPLOYEE BENEFITS	387,674	417,860	417,860	148,841	471,962	112.9	471,962	471,962
TOTAL A1610 APPROPRIATIONS		2,047,183	2,259,742	2,469,121	831,761	2,450,345	108.4	2,450,345	2,450,345
TOTAL A1610 REVENUES		2,428,890	2,450,116	2,510,616	1,084,616	2,198,266	89.7	2,198,266	2,198,266
TOTAL COUNTY COST		381,707-	190,374-	41,495-	252,855-	252,079	132.4-	252,079	252,079
A1620 - BUILDINGS									
.1	TOTAL PERSONAL SERVICES	213,363	283,379	283,379	108,153	294,978	104.1	294,978	294,978
.2	TOTAL EQUIPMENT	24,406	1,162	17,496	1,318	23,350	2009.5	23,350	23,350
.4	TOTAL CONTRACTUAL EXPENSES	709,379	810,109	808,730	297,590	820,938	101.3	820,938	820,938
.8	TOTAL EMPLOYEE BENEFITS	87,549	87,500	87,500	20,390	85,553	97.8	85,553	85,553
TOTAL A1620 APPROPRIATIONS		1,034,697	1,182,150	1,197,105	427,451	1,224,819	103.6	1,224,819	1,224,819
TOTAL A1620 REVENUES		537,136	519,024	519,024	293,168	494,483	95.3	494,483	494,483
TOTAL COUNTY COST		497,561	663,126	678,081	134,283	730,336	110.1	730,336	730,336
A1630 - MILLENNIUM DRIVE COMPLEX									
.1	TOTAL PERSONAL SERVICES	59,614	67,899	67,899	26,832	71,221	104.9	71,221	71,221
.2	TOTAL EQUIPMENT	15,216	12,224	17,753		10,500	85.9	10,500	10,500

OBJECT CODE	ACCOUNT NAME	EXPENDED/ REVENUE 2 0 1 4	ORIGINAL BUDGET 2 0 1 5	MODIFIED BUDGET 2 0 1 5	DEC31-YTD EXP./REL. 2 0 1 5	DEPARTMENT REQUEST 2 0 1 6	EST TO ORIG % 2016	BUDGET RECOMM. 2 0 1 6	ADOPTED 2 0 1 6
A1630 - MILLENNIUM DRIVE COMPLEX									
.4	TOTAL CONTRACTUAL EXPENSES	174,779	220,846	241,737	98,039	259,282	117.4	259,282	259,282
.8	TOTAL EMPLOYEE BENEFITS	22,866	29,161	29,161	6,372	30,926	106.1	30,926	30,926
TOTAL A1630 APPROPRIATIONS		272,475	330,130	356,550	131,243	371,929	112.7	371,929	371,929
TOTAL A1630 REVENUES		314,556	298,977	298,977	136,496	308,752	103.3	308,752	308,752
TOTAL COUNTY COST		42,081-	31,153	57,573	5,253-	63,177	202.8	63,177	63,177
A1660 - CENTRAL STOREROOM									
.2	TOTAL EQUIPMENT	4,847	19,000	19,000					
.4	TOTAL CONTRACTUAL EXPENSES	92,946	97,600	99,191	34,153	100,900	103.4	100,900	100,900
TOTAL A1660 APPROPRIATIONS		97,793	116,600	118,191	34,153	100,900	86.5	100,900	100,900
TOTAL A1660 REVENUES		114,254	110,800	110,800	38,589	109,600	98.9	109,600	109,600
TOTAL COUNTY COST		16,461-	5,800	7,391	4,436-	8,700-	150.0-	8,700-	8,700-
A1665 - RECORDS MANAGEMENT									
.1	TOTAL PERSONAL SERVICES	75,154	80,643	80,643	33,075	82,170	101.9	82,170	82,170
.2	TOTAL EQUIPMENT	4,488	6,000	6,000	158	15,000	250.0	15,000	15,000
.4	TOTAL CONTRACTUAL EXPENSES	10,775	14,950	14,950	4,464	16,801	112.4	16,801	16,801
.8	TOTAL EMPLOYEE BENEFITS	37,999	45,383	45,383	13,073	45,166	99.5	45,166	45,166
TOTAL A1665 APPROPRIATIONS		128,416	146,976	146,976	50,770	159,137	108.3	159,137	159,137
TOTAL A1665 REVENUES									

OBJECT CODE	ACCOUNT NAME	EXPENDED/ REVENUE 2014	ORIGINAL BUDGET 2015	MODIFIED BUDGET 2015	DEC31-YTD EXP./REL. 2015	DEPARTMENT REQUEST 2016	EST TO ORIG % 2016	BUDGET RECOMM. 2016	ADOPTED 2016
A1665 - RECORDS MANAGEMENT									
TOTAL COUNTY COST		128,416	146,976	146,976	50,770	159,137	108.3	159,137	159,137
A1680 - INFORMATION & TECHNOLOGY SERV									
.1	TOTAL PERSONAL SERVICES	678,319	745,000	745,000	319,197	810,000	108.7	810,000	810,000
.2	TOTAL EQUIPMENT	56,184	40,000	47,298	10,399	60,000	150.0	60,000	60,000
.4	TOTAL CONTRACTUAL EXPENSES	233,719	291,800	300,691	185,926	323,300	110.8	323,300	323,300
.8	TOTAL EMPLOYEE BENEFITS	284,485	348,808	348,808	93,054	331,012	94.9	331,012	331,012
TOTAL A1680 APPROPRIATIONS		1,252,707	1,425,608	1,441,797	608,576	1,524,312	106.9	1,524,312	1,524,312
TOTAL A1680 REVENUES		1,061,130	1,103,000	1,103,000	500	1,146,115	103.9	1,146,115	1,146,115
TOTAL COUNTY COST		191,577	322,608	338,797	608,076	378,197	117.2	378,197	378,197
A1910 - UNALLOCATED INSURANCE									
.4	TOTAL CONTRACTUAL EXPENSES	452,215	485,000	485,000	364,638	508,500	104.8	508,500	508,500
TOTAL A1910 APPROPRIATIONS		452,215	485,000	485,000	364,638	508,500	104.8	508,500	508,500
TOTAL A1910 REVENUES									
TOTAL COUNTY COST		452,215	485,000	485,000	364,638	508,500	104.8	508,500	508,500
A1920 - MUNICIPAL ASSOCIATION DUES									
.4	TOTAL CONTRACTUAL EXPENSES	9,875	10,300	10,300	9,814	10,300	100.0	10,300	10,300
TOTAL A1920 APPROPRIATIONS		9,875	10,300	10,300	9,814	10,300	100.0	10,300	10,300

OBJECT CODE	ACCOUNT NAME	EXPENDED/ REVENUE 2 0 1 4	ORIGINAL BUDGET 2 0 1 5	MODIFIED BUDGET 2 0 1 5	DEC31-YTD EXP./REL. 2 0 1 5	DEPARTMENT REQUEST 2 0 1 6	EST TO ORIG % 2016	BUDGET RECOMM. 2 0 1 6	ADOPTED 2 0 1 6
A1920 - MUNICIPAL ASSOCIATION DUES									
TOTAL COUNTY COST		9,875	10,300	10,300	9,814	10,300	100.0	10,300	10,300
A1985 - DISTRIBUTION OF SALES TAX									
.4	TOTAL CONTRACTUAL EXPENSES	1,563,898	1,545,000	1,545,000	344,952	1,565,000	101.3	1,565,000	1,565,000
TOTAL A1985 APPROPRIATIONS		1,563,898	1,545,000	1,545,000	344,952	1,565,000	101.3	1,565,000	1,565,000
TOTAL A1985 REVENUES		1,563,898	1,545,000	1,545,000	344,952	1,565,000	101.3	1,565,000	1,565,000
TOTAL COUNTY COST									
A1990 - CONTINGENT FUND									
.4	TOTAL CONTRACTUAL EXPENSES		410,000	260,000		400,000	97.6	400,000	400,000
TOTAL A1990 APPROPRIATIONS			410,000	260,000		400,000	97.6	400,000	400,000
TOTAL COUNTY COST			410,000	260,000		400,000	97.6	400,000	400,000
A2490 - COMMUNITY COLLEGE									
.4	TOTAL CONTRACTUAL EXPENSES	2,304,299	2,100,000	2,100,000	927,369	2,150,000	102.4	2,150,000	2,150,000
TOTAL A2490 APPROPRIATIONS		2,304,299	2,100,000	2,100,000	927,369	2,150,000	102.4	2,150,000	2,150,000
TOTAL A2490 REVENUES									
TOTAL COUNTY COST		2,304,299	2,100,000	2,100,000	927,369	2,150,000	102.4	2,150,000	2,150,000
A2910 - EDUCATIONAL TV									

OBJECT CODE	ACCOUNT NAME	EXPENDED/ REVENUE 2014	ORIGINAL BUDGET 2015	MODIFIED BUDGET 2015	DEC31-YTD EXP./REL. 2015	DEPARTMENT REQUEST 2016	EST TO ORIG % 2016	BUDGET RECOMM. 2016	ADOPTED 2016
A2910 - EDUCATIONAL TV									
.4	TOTAL CONTRACTUAL EXPENSES	2,500	2,500	2,500	2,500				
TOTAL A2910 APPROPRIATIONS		2,500	2,500	2,500	2,500				
TOTAL COUNTY COST		2,500	2,500	2,500	2,500				
A2960 - EDUCATION-HANDICAPPED CHILDREN									
.4	TOTAL CONTRACTUAL EXPENSES	3,526,979	3,500,000	3,500,000	1,323,902	3,500,000	100.0	3,500,000	3,500,000
TOTAL A2960 APPROPRIATIONS		3,526,979	3,500,000	3,500,000	1,323,902	3,500,000	100.0	3,500,000	3,500,000
TOTAL A2960 REVENUES		3,062,826	2,687,350	2,687,350	433,245	2,837,350	105.6	2,837,350	2,837,350
TOTAL COUNTY COST		464,153	812,650	812,650	890,657	662,650	81.5	662,650	662,650
A2961 - TRANSP.-HANDICAPPED CHILDREN									
.4	TOTAL CONTRACTUAL EXPENSES	754,006	700,000	700,000	281,580	700,000	100.0	700,000	700,000
TOTAL A2961 APPROPRIATIONS		754,006	700,000	700,000	281,580	700,000	100.0	700,000	700,000
TOTAL COUNTY COST		754,006	700,000	700,000	281,580	700,000	100.0	700,000	700,000
A2989 - OTHER EDUCATION-D.A.R.E.									
.2	TOTAL EQUIPMENT	2,811	4,000	4,000	2,499	4,000	100.0	4,000	4,000
TOTAL A2989 APPROPRIATIONS		2,811	4,000	4,000	2,499	4,000	100.0	4,000	4,000

OBJECT CODE	ACCOUNT NAME	EXPENDED/ REVENUE 2 0 1 4	ORIGINAL BUDGET 2 0 1 5	MODIFIED BUDGET 2 0 1 5	DEC31-YTD EXP./REL. 2 0 1 5	DEPARTMENT REQUEST 2 0 1 6	EST TO ORIG % 2016	BUDGET RECOMM. 2 0 1 6	ADOPTED 2 0 1 6
A2989 - OTHER EDUCATION-D.A.R.E.									
TOTAL A2989 REVENUES		1,070	600	600	400	600	100.0	600	600
TOTAL COUNTY COST		1,741	3,400	3,400	2,099	3,400	100.0	3,400	3,400
A3020 - E911 TELEPHONE SYSTEM									
.1	TOTAL PERSONAL SERVICES	975,699	1,013,585	1,013,585	442,818	1,141,864	112.7	1,141,864	1,141,864
.2	TOTAL EQUIPMENT	29,398	50,000	50,000	303	50,000	100.0	50,000	50,000
.4	TOTAL CONTRACTUAL EXPENSES	278,583	373,213	373,213	119,035	377,681	101.2	377,681	377,681
.8	TOTAL EMPLOYEE BENEFITS	474,122	558,351	558,351	154,259	514,967	92.2	514,967	514,967
TOTAL A3020 APPROPRIATIONS		1,757,802	1,995,149	1,995,149	716,415	2,084,512	104.5	2,084,512	2,084,512
TOTAL A3020 REVENUES		228,215	370,000	370,000	262,356	372,000	100.5	372,000	372,000
TOTAL COUNTY COST		1,529,587	1,625,149	1,625,149	454,059	1,712,512	105.4	1,712,512	1,712,512
A3110 - SHERIFF									
.1	TOTAL PERSONAL SERVICES	3,055,243	3,217,828	3,217,828	1,416,037	3,475,500	108.0	3,475,500	3,475,500
.2	TOTAL EQUIPMENT	241,477	262,500	263,348	51,958	262,500	100.0	262,500	262,500
.4	TOTAL CONTRACTUAL EXPENSES	801,103	962,475	1,014,275	379,744	837,450	87.0	837,450	837,450
.8	TOTAL EMPLOYEE BENEFITS	1,682,104	1,815,838	1,815,838	576,061	1,865,194	102.7	1,865,194	1,865,194
TOTAL A3110 APPROPRIATIONS		5,779,927	6,258,641	6,311,289	2,423,800	6,440,644	102.9	6,440,644	6,440,644
TOTAL A3110 REVENUES		319,827	231,600	250,899	102,856	240,821	104.0	240,821	240,821

OBJECT CODE	ACCOUNT NAME	EXPENDED/ REVENUE 2014	ORIGINAL BUDGET 2015	MODIFIED BUDGET 2015	DEC31-YTD EXP./REL. 2015	DEPARTMENT REQUEST 2016	EST TO ORIG % 2016	BUDGET RECOMM. 2016	ADOPTED 2016
A3110 - SHERIFF									
TOTAL COUNTY COST		5,460,100	6,027,041	6,060,390	2,320,944	6,199,823	102.9	6,199,823	6,199,823
A3111 - COPS SCHOOL RESOURCE OFFICER									
.1	TOTAL PERSONAL SERVICES	227,345	229,783	229,783	114,533	261,147	113.6	261,147	261,147
.4	TOTAL CONTRACTUAL EXPENSES	49,928	52,270	52,270	13,067	54,884	105.0	54,884	54,884
.8	TOTAL EMPLOYEE BENEFITS	94,457	85,016	85,016	24,738	90,973	107.0	90,973	90,973
TOTAL A3111 APPROPRIATIONS		371,730	367,069	367,069	152,338	407,004	110.9	407,004	407,004
TOTAL A3111 REVENUES		213,375	204,000	204,000	149,166	284,500	139.5	284,500	284,500
TOTAL COUNTY COST		158,355	163,069	163,069	3,172	122,504	75.1	122,504	122,504
A3112 - STOP DWI									
.1	TOTAL PERSONAL SERVICES	227,809	243,706	249,706	113,668	254,164	104.3	254,164	254,164
.2	TOTAL EQUIPMENT	12,510	15,000	15,000		15,000	100.0	15,000	15,000
.4	TOTAL CONTRACTUAL EXPENSES	110,224	87,050	121,550	43,872	79,550	91.4	79,550	79,550
.8	TOTAL EMPLOYEE BENEFITS	105,791	104,345	104,345	31,691	108,453	103.9	108,453	108,453
TOTAL A3112 APPROPRIATIONS		456,334	450,101	490,601	189,231	457,167	101.6	457,167	457,167
TOTAL A3112 REVENUES		185,883	186,680	227,180	110,628	156,700	83.9	156,700	156,700
TOTAL COUNTY COST		270,451	263,421	263,421	78,603	300,467	114.1	300,467	300,467
A3113 - SHERIFFS MARINE PATROL									
.1	TOTAL PERSONAL SERVICES	62,422	60,000	60,000	17,255	60,000	100.0	60,000	60,000
.2	TOTAL EQUIPMENT	4,181	6,000	6,000		6,000	100.0	6,000	6,000
.4	TOTAL CONTRACTUAL EXPENSES	25,698	24,200	24,200	3,888	24,200	100.0	24,200	24,200

OBJECT CODE	ACCOUNT NAME	EXPENDED/ REVENUE 2 0 1 4	ORIGINAL BUDGET 2 0 1 5	MODIFIED BUDGET 2 0 1 5	DEC31-YTD EXP./REL. 2 0 1 5	DEPARTMENT REQUEST 2 0 1 6	EST TO ORIG % 2016	BUDGET RECOMM. 2 0 1 6	ADOPTED 2 0 1 6
A3113 - SHERIFFS MARINE PATROL									
.8	TOTAL EMPLOYEE BENEFITS	4,773	4,590	4,590	1,320	5,439	118.5	5,439	5,439
TOTAL A3113 APPROPRIATIONS		97,074	94,790	94,790	22,463	95,639	100.9	95,639	95,639
TOTAL A3113 REVENUES		46,962	47,395	47,395		47,820	100.9	47,820	47,820
TOTAL COUNTY COST		50,112	47,395	47,395	22,463	47,819	100.9	47,819	47,819
A3116 - COURT SECURITY									
.1	TOTAL PERSONAL SERVICES	348,874	388,302	388,302	160,958	394,945	101.7	394,945	394,945
.2	TOTAL EQUIPMENT	1,806	2,000	2,000	2,000	2,000	100.0	2,000	2,000
.4	TOTAL CONTRACTUAL EXPENSES	110	1,300	1,300	428	1,300	100.0	1,300	1,300
.8	TOTAL EMPLOYEE BENEFITS	198,064	231,789	231,789	68,124	206,363	89.0	206,363	206,363
TOTAL A3116 APPROPRIATIONS		548,854	623,391	623,391	231,510	604,608	97.0	604,608	604,608
TOTAL A3116 REVENUES		520,038	544,526	544,526	135,736	553,535	101.7	553,535	553,535
TOTAL COUNTY COST		28,816	78,865	78,865	95,774	51,073	64.8	51,073	51,073
A3118 - STEP GRANT									
.1	TOTAL PERSONAL SERVICES	25,461	25,000	25,000	10,769	25,400	101.6	25,400	25,400
.8	TOTAL EMPLOYEE BENEFITS	2,036	2,281	2,281	1,174	2,303	101.0	2,303	2,303
TOTAL A3118 APPROPRIATIONS		27,497	27,281	27,281	11,943	27,703	101.5	27,703	27,703
TOTAL A3118 REVENUES		25,462	25,000	25,000	3,961	25,400	101.6	25,400	25,400

OBJECT CODE	ACCOUNT NAME	EXPENDED/ REVENUE 2 0 1 4	ORIGINAL BUDGET 2 0 1 5	MODIFIED BUDGET 2 0 1 5	DEC31-YTD EXP./REL. 2 0 1 5	DEPARTMENT REQUEST 2 0 1 6	EST TO ORIG % 2016	BUDGET RECOMM. 2 0 1 6	ADOPTED 2 0 1 6
A3118 - STEP GRANT									
TOTAL COUNTY COST		2,035	2,281	2,281	7,982	2,303	101.0	2,303	2,303
A3119 - PROJECT LIFESAVER									
.2	TOTAL EQUIPMENT	2,938	3,000	3,000	439	3,000	100.0	3,000	3,000
TOTAL A3119 APPROPRIATIONS		2,938	3,000	3,000	439	3,000	100.0	3,000	3,000
TOTAL A3119 REVENUES		650	600	600	400	600	100.0	600	600
TOTAL COUNTY COST		2,288	2,400	2,400	39	2,400	100.0	2,400	2,400
A3120 - SLETPP HOMELAND SECURITY									
.2	TOTAL EQUIPMENT								
TOTAL A3120 APPROPRIATIONS									
TOTAL A3120 REVENUES									
TOTAL COUNTY COST									
A3122 - SLETPP HOMELAND SECURITY FY 11									
.2	TOTAL EQUIPMENT								
TOTAL A3122 APPROPRIATIONS									
TOTAL A3122 REVENUES									

OBJECT CODE	ACCOUNT NAME	EXPENDED/ REVENUE 2014	ORIGINAL BUDGET 2015	MODIFIED BUDGET 2015	DEC31-YTD EXP./REL. 2015	DEPARTMENT REQUEST 2016	EST TO ORIG % 2016	BUDGET RECOMM. 2016	ADOPTED 2016
A3122 - SLETPP HOMELAND SECURITY FY 11									
TOTAL COUNTY COST									
A3123 - SLETPP HOMELAND SECURITY FY 12									
.2	TOTAL EQUIPMENT	38,000							
TOTAL A3123 APPROPRIATIONS		38,000							
TOTAL A3123 REVENUES		38,000							
TOTAL COUNTY COST									
A3124 - SLETPP HOMELAND SECURITY FY 13									
.2	TOTAL EQUIPMENT	34,952							
TOTAL A3124 APPROPRIATIONS		34,952							
TOTAL A3124 REVENUES		34,952							
TOTAL COUNTY COST									
A3125 - SLETPP HOMELAND SECURITY FY 14									
.2	TOTAL EQUIPMENT			37,500					
TOTAL A3125 APPROPRIATIONS				37,500					
TOTAL A3125 REVENUES				37,500					

OBJECT CODE	ACCOUNT NAME	EXPENDED/ REVENUE 2014	ORIGINAL BUDGET 2015	MODIFIED BUDGET 2015	DEC31-YTD EXP./REL. 2015	DEPARTMENT REQUEST 2016	EST TO ORIG % 2016	BUDGET RECOMM. 2016	ADOPTED 2016
A3125 - SLETPP HOMELAND SECURITY FY 14									
TOTAL COUNTY COST									
A3126 - DCJS - LEGISLATIVE GRANT									
.2	TOTAL EQUIPMENT			10,000					
TOTAL A3126 APPROPRIATIONS				10,000					
TOTAL A3126 REVENUES				10,000					
TOTAL COUNTY COST									
A3127 - SHERIFF ASSET FORFEITURE									
.4	TOTAL CONTRACTUAL EXPENSES	900							
TOTAL A3127 APPROPRIATIONS		900							
TOTAL A3127 REVENUES		70,802			19,600				
TOTAL COUNTY COST		69,902-			19,600-				
A3140 - PROBATION									
.1	TOTAL PERSONAL SERVICES	715,562	744,211	744,211	328,693	765,863	102.9	765,863	765,863
.2	TOTAL EQUIPMENT	29,195	48,995	48,995		97,981	200.0	97,981	97,981
.4	TOTAL CONTRACTUAL EXPENSES	72,283	112,407	119,907	29,112	115,983	103.2	115,983	115,983
.8	TOTAL EMPLOYEE BENEFITS	380,993	430,264	430,264	143,280	430,366	100.0	430,366	430,366
TOTAL A3140 APPROPRIATIONS		1,198,033	1,335,877	1,343,377	501,085	1,410,193	105.6	1,410,193	1,410,193
TOTAL A3140 REVENUES		237,685	240,452	247,952	38,699	241,457	100.4	241,457	241,457

OBJECT CODE	ACCOUNT NAME	EXPENDED/ REVENUE 2014	ORIGINAL BUDGET 2015	MODIFIED BUDGET 2015	DEC31-YTD EXP./REL. 2015	DEPARTMENT REQUEST 2016	EST TO ORIG % 2016	BUDGET RECOMM. 2016	ADOPTED 2016
A3140 - PROBATION									
TOTAL COUNTY COST		960,348	1,095,425	1,095,425	462,386	1,168,736	106.7	1,168,736	1,168,736
A3143 - ALTERNATIVES TO INCAR.									
.1	TOTAL PERSONAL SERVICES	126,650	131,000	131,000	51,674	153,317	117.0	153,317	153,317
.2	TOTAL EQUIPMENT	9,990	10,000	10,000	6,592	12,000	120.0	12,000	12,000
.4	TOTAL CONTRACTUAL EXPENSES	6,349	18,000	18,000	5,878	19,500	108.3	19,500	19,500
.8	TOTAL EMPLOYEE BENEFITS	11,724	11,950	11,950	5,985	13,899	116.3	13,899	13,899
TOTAL A3143 APPROPRIATIONS		154,713	170,950	170,950	70,129	198,716	116.2	198,716	198,716
TOTAL A3143 REVENUES		9,946			2,024	6,000		6,000	6,000
TOTAL COUNTY COST		144,767	170,950	170,950	68,105	192,716	112.7	192,716	192,716
A3147 - JUVENILE AID									
.1	TOTAL PERSONAL SERVICES	204,699	214,900	214,900	93,571	218,861	101.8	218,861	218,861
.2	TOTAL EQUIPMENT								
.4	TOTAL CONTRACTUAL EXPENSES	2,581	3,704	3,704	712	3,730	100.7	3,730	3,730
.8	TOTAL EMPLOYEE BENEFITS	125,472	131,835	131,835	40,820	130,160	98.7	130,160	130,160
TOTAL A3147 APPROPRIATIONS		332,752	350,439	350,439	135,103	352,751	100.7	352,751	352,751
TOTAL COUNTY COST		332,752	350,439	350,439	135,103	352,751	100.7	352,751	352,751
A3150 - JAIL									
.1	TOTAL PERSONAL SERVICES	3,165,957	3,054,244	3,054,244	1,455,524	3,367,994	110.3	3,367,994	3,367,994
.2	TOTAL EQUIPMENT	51,982	60,000	63,479	13,655	65,000	108.3	65,000	65,000
.4	TOTAL CONTRACTUAL EXPENSES	923,272	1,047,097	1,058,386	368,097	956,936	91.4	956,936	956,936
.8	TOTAL EMPLOYEE BENEFITS	1,523,834	1,626,783	1,626,783	493,897	1,668,146	102.5	1,668,146	1,668,146

OBJECT CODE	ACCOUNT NAME	EXPENDED/ REVENUE 2 0 1 4	ORIGINAL BUDGET 2 0 1 5	MODIFIED BUDGET 2 0 1 5	DEC31-YTD EXP./REL. 2 0 1 5	DEPARTMENT REQUEST 2 0 1 6	EST TO ORIG % 2016	BUDGET RECOMM. 2 0 1 6	ADOPTED 2 0 1 6
A3150 - JAIL									
TOTAL A3150 APPROPRIATIONS		5,665,045	5,788,124	5,802,892	2,331,173	6,058,076	104.7	6,058,076	6,058,076
TOTAL A3150 REVENUES		1,283,487	1,187,000	1,187,000	597,085	1,447,175	121.9	1,447,175	1,447,175
TOTAL COUNTY COST		4,381,558	4,601,124	4,615,892	1,734,088	4,610,901	100.2	4,610,901	4,610,901
A3151 - PUBLIC SAFETY COMMUNICATIONS									
.1	TOTAL PERSONAL SERVICES								
.8	TOTAL EMPLOYEE BENEFITS								
TOTAL A3151 APPROPRIATIONS									
TOTAL COUNTY COST									
A3160 - PENITENTIARY									
.4	TOTAL CONTRACTUAL EXPENSES		10,000	10,000					
TOTAL A3160 APPROPRIATIONS			10,000	10,000					
TOTAL COUNTY COST			10,000	10,000					
A3171 - REGIONAL CRIME LAB									
.4	TOTAL CONTRACTUAL EXPENSES	40,510	45,000	45,000	40,510	75,000	166.7	75,000	75,000
TOTAL A3171 APPROPRIATIONS		40,510	45,000	45,000	40,510	75,000	166.7	75,000	75,000

OBJECT CODE	ACCOUNT NAME	EXPENDED/ REVENUE 2014	ORIGINAL BUDGET 2015	MODIFIED BUDGET 2015	DEC31-YTD EXP./REL. 2015	DEPARTMENT REQUEST 2016	EST TO ORIG % 2016	BUDGET RECOMM. 2016	ADOPTED 2016
A3171 - REGIONAL CRIME LAB									
TOTAL COUNTY COST		40,510	45,000	45,000	40,510	75,000	166.7	75,000	75,000
A3310 - TRAFFIC SAFETY									
.1	TOTAL PERSONAL SERVICES	7,564	7,548	7,548	3,450	7,548	100.0	7,548	7,548
.2	TOTAL EQUIPMENT		1,000	1,000	948	1,000	100.0	1,000	1,000
.4	TOTAL CONTRACTUAL EXPENSES	5,921	11,158	11,158	2,616	11,234	100.7	11,234	11,234
.8	TOTAL EMPLOYEE BENEFITS	2,147	577	577	263	577	100.0	577	577
TOTAL A3310 APPROPRIATIONS		15,632	20,283	20,283	7,277	20,359	100.4	20,359	20,359
TOTAL COUNTY COST		15,632	20,283	20,283	7,277	20,359	100.4	20,359	20,359
A3410 - FIRE BUREAU									
.2	TOTAL EQUIPMENT	14,028	14,500	14,788	1,783	14,000	96.6	14,000	14,000
.4	TOTAL CONTRACTUAL EXPENSES	9,169	13,500	13,500	4,055	14,200	105.2	14,200	14,200
TOTAL A3410 APPROPRIATIONS		23,197	28,000	28,288	5,838	28,200	100.7	28,200	28,200
TOTAL COUNTY COST		23,197	28,000	28,288	5,838	28,200	100.7	28,200	28,200
A3411 - ARSON									
.2	TOTAL EQUIPMENT								
TOTAL A3411 APPROPRIATIONS									
TOTAL COUNTY COST									
A3412 - HAZARDOUS MATERIAL									

OBJECT CODE	ACCOUNT NAME	EXPENDED/ REVENUE 2014	ORIGINAL BUDGET 2015	MODIFIED BUDGET 2015	DEC31-YTD EXP./REL. 2015	DEPARTMENT REQUEST 2016	EST TO ORIG % 2016	BUDGET RECOMM. 2016	ADOPTED 2016
A3412 - HAZARDOUS MATERIAL									
.2	TOTAL EQUIPMENT	7,056	19,500	31,366	10,976	14,000	71.8	14,000	14,000
.4	TOTAL CONTRACTUAL EXPENSES	1,535	17,700	17,700	4,287	7,000	39.5	7,000	7,000
TOTAL A3412 APPROPRIATIONS		8,591	37,200	49,066	15,263	21,000	56.5	21,000	21,000
TOTAL A3412 REVENUES		28,888	2,961	2,961		2,961	100.0	2,961	2,961
TOTAL COUNTY COST		20,297-	34,239	46,105	15,263	18,039	52.7	18,039	18,039
A3510 - CONTROL OF DOGS									
.1	TOTAL PERSONAL SERVICES	107,399	113,856	113,856	46,878	115,444	101.4	115,444	115,444
.2	TOTAL EQUIPMENT	19,238							
.4	TOTAL CONTRACTUAL EXPENSES	30,052	35,572	35,572	10,024	30,798	86.6	30,798	30,798
.8	TOTAL EMPLOYEE BENEFITS	54,180	59,530	59,530	18,307	57,619	96.8	57,619	57,619
TOTAL A3510 APPROPRIATIONS		210,869	208,958	208,958	75,209	203,861	97.6	203,861	203,861
TOTAL A3510 REVENUES		44,855	46,380	46,380	15,784	56,550	121.9	56,550	56,550
TOTAL COUNTY COST		166,014	162,578	162,578	59,425	147,311	90.6	147,311	147,311
A3640 - EMERGENCY MANAGEMENT SERVICES									
.1	TOTAL PERSONAL SERVICES	110,840	111,663	111,663	50,787	114,675	102.7	114,675	114,675
.2	TOTAL EQUIPMENT	37,887		21,093	21,093				
.4	TOTAL CONTRACTUAL EXPENSES	150,763	126,170	127,159	36,491	123,700	98.0	123,700	123,700
.8	TOTAL EMPLOYEE BENEFITS	57,026	62,213	62,213	19,409	66,451	106.8	66,451	66,451
TOTAL A3640 APPROPRIATIONS		356,516	300,046	322,128	127,780	304,826	101.6	304,826	304,826

OBJECT CODE	ACCOUNT NAME	EXPENDED/ REVENUE 2014	ORIGINAL BUDGET 2015	MODIFIED BUDGET 2015	DEC31-YTD EXP./REL. 2015	DEPARTMENT REQUEST 2016	EST TO ORIG % 2016	BUDGET RECOMM. 2016	ADOPTED 2016
A3640 - EMERGENCY MANAGEMENT SERVICES									
TOTAL A3640 REVENUES		28,888	45,939	45,939		29,605	64.4	29,605	29,605
TOTAL COUNTY COST		327,628	254,107	276,189	127,780	275,221	108.3	275,221	275,221
A3641 - HOMELAND DEFENSE GRANT									
.4	TOTAL CONTRACTUAL EXPENSES								
TOTAL A3641 APPROPRIATIONS									
TOTAL A3641 REVENUES		170,796							
TOTAL COUNTY COST		170,796-							
A3642 - SHSP 09-12									
.2	TOTAL EQUIPMENT								
.4	TOTAL CONTRACTUAL EXPENSES								
TOTAL A3642 APPROPRIATIONS									
TOTAL A3642 REVENUES		38,458-							
TOTAL COUNTY COST		38,458							
A3645 - SHSP 12-13									
.2	TOTAL EQUIPMENT								
.4	TOTAL CONTRACTUAL EXPENSES								

OBJECT CODE	ACCOUNT NAME	EXPENDED/ REVENUE 2 0 1 4	ORIGINAL BUDGET 2 0 1 5	MODIFIED BUDGET 2 0 1 5	DEC31-YTD EXP./REL. 2 0 1 5	DEPARTMENT REQUEST 2 0 1 6	EST TO ORIG % 2016	BUDGET RECOMM. 2 0 1 6	ADOPTED 2 0 1 6
A3645 - SHSP 12-13									
TOTAL A3645 APPROPRIATIONS									
TOTAL A3645 REVENUES		350-							
TOTAL COUNTY COST		350							
A3646 - SHSP 13-14									
.2	TOTAL EQUIPMENT	228,640		56,447	59,710				
TOTAL A3646 APPROPRIATIONS		228,640		56,447	59,710				
TOTAL A3646 REVENUES		114,000			409				
TOTAL COUNTY COST		114,640		56,447	59,301				
A3648 - SICG ROUND 3									
.2	TOTAL EQUIPMENT			5,349,934		4,941,766		4,941,766	4,941,766
.4	TOTAL CONTRACTUAL EXPENSES	6,919		651,839	175,455	396,779		396,779	396,779
TOTAL A3648 APPROPRIATIONS		6,919		6,001,773	175,455	5,338,545		5,338,545	5,338,545
TOTAL A3648 REVENUES		6,919		6,001,773	137,847	5,338,545		5,338,545	5,338,545
TOTAL COUNTY COST					37,608				
A3660 - PLANNING DEPT OF HOMELAND DEF									
.1	TOTAL PERSONAL SERVICES			169,874	169,874				

OBJECT CODE	ACCOUNT NAME	EXPENDED/ REVENUE 2 0 1 4	ORIGINAL BUDGET 2 0 1 5	MODIFIED BUDGET 2 0 1 5	DEC31-YTD EXP./REL. 2 0 1 5	DEPARTMENT REQUEST 2 0 1 6	EST TO ORIG % 2016	BUDGET RECOMM. 2 0 1 6	ADOPTED 2 0 1 6
A3660 - PLANNING DEPT OF HOMELAND DEF									
TOTAL A3660 APPROPRIATIONS				169,874	169,874				
TOTAL A3660 REVENUES				169,874	169,874				
TOTAL COUNTY COST									
A4010 - DEPARTMENT OF HEALTH									
.1	TOTAL PERSONAL SERVICES	1,454,568	1,133,147	1,133,147	500,590	1,115,310	98.4	1,115,310	1,115,310
.2	TOTAL EQUIPMENT	13,204		456	455				
.4	TOTAL CONTRACTUAL EXPENSES	1,134,601	597,390	598,135	186,105	544,613	91.2	544,613	544,613
.8	TOTAL EMPLOYEE BENEFITS	853,007	632,800	632,800	209,481	646,951	102.2	646,951	646,951
TOTAL A4010 APPROPRIATIONS		3,455,380	2,363,337	2,364,538	896,631	2,306,874	97.6	2,306,874	2,306,874
TOTAL A4010 REVENUES		3,496,352	1,013,112	1,013,112	479,223	919,136	90.7	919,136	919,136
TOTAL COUNTY COST		40,972-	1,350,225	1,351,426	417,408	1,387,738	102.8	1,387,738	1,387,738
A4013 - COUNTY EMERGENCY SERVICE									
.1	TOTAL PERSONAL SERVICES	67,691	71,151	71,151	31,843	63,860	89.8	63,860	63,860
.4	TOTAL CONTRACTUAL EXPENSES	73,745	107,878	109,596	20,991	111,111	103.0	111,111	111,111
.8	TOTAL EMPLOYEE BENEFITS	30,131	39,278	39,278	10,737	36,447	92.8	36,447	36,447
TOTAL A4013 REVENUES		65,283	89,000	89,000	3,640	75,000	84.3	75,000	75,000

OBJECT CODE	ACCOUNT NAME	EXPENDED/ REVENUE 2014	ORIGINAL BUDGET 2015	MODIFIED BUDGET 2015	DEC31-YTD EXP./REL. 2015	DEPARTMENT REQUEST 2016	EST TO ORIG % 2016	BUDGET RECOMM. 2016	ADOPTED 2016
A4013 - COUNTY EMERGENCY SERVICE									
TOTAL COUNTY COST		106,284	129,307	131,025	59,931	136,418	105.5	136,418	136,418
A4014 - COUNTY AMBULANCE SERVICE									
.1	TOTAL PERSONAL SERVICES	753,957	850,449	850,449	436,682	1,125,375	132.3	1,125,375	1,125,375
.2	TOTAL EQUIPMENT	89,651	11,165	11,165	2,197	16,500	147.8	16,500	16,500
.4	TOTAL CONTRACTUAL EXPENSES	313,222	312,179	314,428	149,025	350,356	112.2	350,356	350,356
.8	TOTAL EMPLOYEE BENEFITS	169,808	267,078	267,078	80,184	435,151	162.9	435,151	435,151
TOTAL A4014 APPROPRIATIONS		1,326,638	1,440,871	1,443,120	668,088	1,927,382	133.8	1,927,382	1,927,382
TOTAL A4014 REVENUES		1,025,809	1,000,113	1,000,113	517,010	1,528,271	152.8	1,528,271	1,528,271
TOTAL COUNTY COST		300,829	440,758	443,007	151,078	399,111	90.6	399,111	399,111
A4015 - COUNTY AMBULANCE SUPPORT									
.1	TOTAL PERSONAL SERVICES								
.2	TOTAL EQUIPMENT								
.4	TOTAL CONTRACTUAL EXPENSES								
.8	TOTAL EMPLOYEE BENEFITS								
TOTAL A4015 APPROPRIATIONS									
TOTAL A4015 REVENUES									
TOTAL COUNTY COST									
A4035 - REPRODUCTIVE HEALTH CENTER									
.1	TOTAL PERSONAL SERVICES	369,222	428,451	430,951	181,654	419,902	98.0	419,902	419,902
.2	TOTAL EQUIPMENT	48,298		8,871	6,921				

OBJECT CODE	ACCOUNT NAME	EXPENDED/ REVENUE 2 0 1 4	ORIGINAL BUDGET 2 0 1 5	MODIFIED BUDGET 2 0 1 5	DEC31-YTD EXP./REL. 2 0 1 5	DEPARTMENT REQUEST 2 0 1 6	EST TO ORIG % 2016	BUDGET RECOMM. 2 0 1 6	ADOPTED 2 0 1 6
A4035 - REPRODUCTIVE HEALTH CENTER									
.4	TOTAL CONTRACTUAL EXPENSES	179,340	192,860	212,981	76,004	198,475	102.9	198,475	198,475
.8	TOTAL EMPLOYEE BENEFITS	128,814	155,055	149,399	40,509	163,201	105.3	163,201	163,201
TOTAL A4035 APPROPRIATIONS		725,674	776,366	802,202	305,088	781,578	100.7	781,578	781,578
TOTAL A4035 REVENUES		804,630	776,366	776,366	208,273	781,578	100.7	781,578	781,578
TOTAL COUNTY COST		78,956-		25,836	96,815				
A4036 - TASA									
.1	TOTAL PERSONAL SERVICES								
.4	TOTAL CONTRACTUAL EXPENSES								
.8	TOTAL EMPLOYEE BENEFITS								
TOTAL A4036 APPROPRIATIONS									
TOTAL A4036 REVENUES									
TOTAL COUNTY COST									
A4042 - RABIES CONTROL									
.1	TOTAL PERSONAL SERVICES	2,225	2,000	2,000	180	1,600	80.0	1,600	1,600
.4	TOTAL CONTRACTUAL EXPENSES	20,881	14,940	14,940	6,626	20,400	136.5	20,400	20,400
.8	TOTAL EMPLOYEE BENEFITS	177	196	196	41	154	78.6	154	154
TOTAL A4042 APPROPRIATIONS		23,283	17,136	17,136	6,847	22,154	129.3	22,154	22,154
TOTAL A4042 REVENUES		21,296	17,136	17,136	1	17,136	100.0	17,136	17,136

OBJECT CODE	ACCOUNT NAME	EXPENDED/ REVENUE 2014	ORIGINAL BUDGET 2015	MODIFIED BUDGET 2015	DEC31-YTD EXP./REL. 2015	DEPARTMENT REQUEST 2016	EST TO ORIG % 2016	BUDGET RECOMM. 2016	ADOPTED 2016
A4042 - RABIES CONTROL									
TOTAL COUNTY COST		1,987			6,846	5,018		5,018	5,018
A4046 - PHYSICALLY HANDICAPPED CHILD.									
.4	TOTAL CONTRACTUAL EXPENSES	2,170	10,000	10,000	416	10,000	100.0	10,000	10,000
TOTAL A4046 APPROPRIATIONS		2,170	10,000	10,000	416	10,000	100.0	10,000	10,000
TOTAL A4046 REVENUES		971	5,000	5,000	93	5,000	100.0	5,000	5,000
TOTAL COUNTY COST		1,199	5,000	5,000	323	5,000	100.0	5,000	5,000
A4082 - W I C									
.1	TOTAL PERSONAL SERVICES	321,732	323,941	337,841	140,000	334,340	103.2	334,340	334,340
.2	TOTAL EQUIPMENT	3,036	1,943	6,323	5,931	2,837	146.0	2,837	2,837
.4	TOTAL CONTRACTUAL EXPENSES	982,201	70,804	101,470	34,963	86,917	122.8	86,917	86,917
.8	TOTAL EMPLOYEE BENEFITS	157,235	172,861	174,222	52,314	184,130	106.5	184,130	184,130
TOTAL A4082 APPROPRIATIONS		1,464,204	569,549	619,856	233,208	608,224	106.8	608,224	608,224
TOTAL A4082 REVENUES		1,464,511	560,487	610,794	141,963	608,224	108.5	608,224	608,224
TOTAL COUNTY COST		307-	9,062	9,062	91,245				
A4083 - HOSPICE									
.1	TOTAL PERSONAL SERVICES	514,812	544,573	544,573	253,513	585,220	107.5	585,220	585,220
.2	TOTAL EQUIPMENT								
.4	TOTAL CONTRACTUAL EXPENSES	288,726	300,707	300,974	160,180	481,759	160.2	481,759	481,759
.8	TOTAL EMPLOYEE BENEFITS	209,016	228,015	228,015	64,855	253,184	111.0	253,184	253,184

OBJECT CODE	ACCOUNT NAME	EXPENDED/ REVENUE 2014	ORIGINAL BUDGET 2015	MODIFIED BUDGET 2015	DEC31-YTD EXP./REL. 2015	DEPARTMENT REQUEST 2016	EST TO ORIG % 2016	BUDGET RECOMM. 2016	ADOPTED 2016
A4083 - HOSPICE									
TOTAL A4083 APPROPRIATIONS		1,012,554	1,073,295	1,073,562	478,548	1,320,163	123.0	1,320,163	1,320,163
TOTAL A4083 REVENUES		837,845	1,020,954	1,020,954	400,147	1,293,232	126.7	1,293,232	1,293,232
TOTAL COUNTY COST		174,709	52,341	52,608	78,401	26,931	51.5	26,931	26,931
A4087 - HEALTHY COMMUNITIES									
TOTAL A4087 REVENUES									
TOTAL COUNTY COST									
A4088 - EARLY CARE CASE MANAGEMENT									
.1	TOTAL PERSONAL SERVICES	13,762	13,446	13,446	7,629	13,626	101.3	13,626	13,626
.4	TOTAL CONTRACTUAL EXPENSES	4,901	4,767	5,873	3,421	5,458	114.5	5,458	5,458
.8	TOTAL EMPLOYEE BENEFITS	6,684	7,028	7,028	2,636	7,075	100.7	7,075	7,075
TOTAL A4088 APPROPRIATIONS		25,347	25,241	26,347	13,686	26,159	103.6	26,159	26,159
TOTAL A4088 REVENUES		26,290	25,241	26,347	9,343	26,159	103.6	26,159	26,159
TOTAL COUNTY COST		943-			4,343				
A4089 - HEPATITIS B									
.1	TOTAL PERSONAL SERVICES								
.4	TOTAL CONTRACTUAL EXPENSES								
.8	TOTAL EMPLOYEE BENEFITS								

OBJECT CODE	ACCOUNT NAME	EXPENDED/ REVENUE 2014	ORIGINAL BUDGET 2015	MODIFIED BUDGET 2015	DEC31-YTD EXP./REL. 2015	DEPARTMENT REQUEST 2016	EST TO ORIG % 2016	BUDGET RECOMM. 2016	ADOPTED 2016
A4089 - HEPATITIS B									
TOTAL A4089 APPROPRIATIONS									
TOTAL A4089 REVENUES									
TOTAL COUNTY COST									
A4091 - EI 0-2 PROGRAM									
.1	TOTAL PERSONAL SERVICES	87,280	91,017	91,017	39,303	89,193	98.0	89,193	89,193
.2	TOTAL EQUIPMENT	1,441	3,000	6,900	175				
.4	TOTAL CONTRACTUAL EXPENSES	285,302	234,000	230,100	145,690	322,000	137.6	322,000	322,000
.8	TOTAL EMPLOYEE BENEFITS	30,565	35,575	35,575	7,550	35,147	98.8	35,147	35,147
TOTAL A4091 APPROPRIATIONS		404,588	363,592	363,592	192,718	446,340	122.8	446,340	446,340
TOTAL A4091 REVENUES		274,762	153,998	153,998	146,706	203,056	131.9	203,056	203,056
TOTAL COUNTY COST		129,826	209,594	209,594	46,012	243,284	116.1	243,284	243,284
A4093 - TOBACCO GRANT									
.1	TOTAL PERSONAL SERVICES	51,706	23,270	23,270	9,227	22,605	97.1	22,605	22,605
.2	TOTAL EQUIPMENT	182							
.4	TOTAL CONTRACTUAL EXPENSES	44,559	3,137	3,137	2,593	3,211	102.4	3,211	3,211
.8	TOTAL EMPLOYEE BENEFITS	18,950	10,260	10,260	2,342	10,384	101.2	10,384	10,384
TOTAL A4093 APPROPRIATIONS		115,397	36,667	36,667	14,162	36,200	98.7	36,200	36,200
TOTAL A4093 REVENUES		136,045	36,667	36,667	8,921	36,200	98.7	36,200	36,200

OBJECT CODE	ACCOUNT NAME	EXPENDED/ REVENUE 2 0 1 4	ORIGINAL BUDGET 2 0 1 5	MODIFIED BUDGET 2 0 1 5	DEC31-YTD EXP./REL. 2 0 1 5	DEPARTMENT REQUEST 2 0 1 6	EST TO ORIG % 2016	BUDGET RECOMM. 2 0 1 6	ADOPTED 2 0 1 6
A4093 - TOBACCO GRANT									
TOTAL COUNTY COST		20,648-			5,241				
A4094 - LEAD PROGRAM GRANT									
.1	TOTAL PERSONAL SERVICES	17,108	25,151	25,151	10,073	25,990	103.3	25,990	25,990
.4	TOTAL CONTRACTUAL EXPENSES	1,123	1,458	1,458	241	1,030	70.6	1,030	1,030
.8	TOTAL EMPLOYEE BENEFITS	6,263	8,127	8,127	1,418	8,450	104.0	8,450	8,450
TOTAL A4094 APPROPRIATIONS		24,494	34,736	34,736	11,732	35,470	102.1	35,470	35,470
TOTAL A4094 REVENUES		24,499	34,736	34,736	4,381	35,470	102.1	35,470	35,470
TOTAL COUNTY COST		5-			7,351				
A4095 - IMMUNIZATION GRANT									
.1	TOTAL PERSONAL SERVICES	21,949	20,469	20,469	9,688	21,120	103.2	21,120	21,120
.2	TOTAL EQUIPMENT								
.4	TOTAL CONTRACTUAL EXPENSES	3,821	6,572	6,572	2,845	6,780	103.2	6,780	6,780
.8	TOTAL EMPLOYEE BENEFITS	8,545	8,977	8,977	1,670	7,496	83.5	7,496	7,496
TOTAL A4095 APPROPRIATIONS		34,315	36,018	36,018	14,203	35,396	98.3	35,396	35,396
TOTAL A4095 REVENUES		34,321	36,018	36,018	8,810	35,396	98.3	35,396	35,396
TOTAL COUNTY COST		6-			5,393				
A4096 - MISC PUB HEALTH GRANTS									
.4	TOTAL CONTRACTUAL EXPENSES	1,611	3,106	3,106	1,924	2,085	67.1	2,085	2,085
TOTAL A4096 APPROPRIATIONS		1,611	3,106	3,106	1,924	2,085	67.1	2,085	2,085

OBJECT CODE	ACCOUNT NAME	EXPENDED/ REVENUE 2014	ORIGINAL BUDGET 2015	MODIFIED BUDGET 2015	DEC31-YTD EXP./REL. 2015	DEPARTMENT REQUEST 2016	EST TO ORIG % 2016	BUDGET RECOMM. 2016	ADOPTED 2016
A4096 - MISC PUB HEALTH GRANTS									
TOTAL A4096 REVENUES		1,610	3,106	3,106	1,083	2,085	67.1	2,085	2,085
TOTAL COUNTY COST		1			841				
A4097 - WATERSHED PROGRAM									
.1	TOTAL PERSONAL SERVICES	43,092	41,626	41,626	18,825	41,516	99.7	41,516	41,516
.4	TOTAL CONTRACTUAL EXPENSES	1,841	3,666	3,767	487	3,700	100.9	3,700	3,700
.8	TOTAL EMPLOYEE BENEFITS	15,344	16,711	16,711	3,690	20,359	121.8	20,359	20,359
TOTAL A4097 APPROPRIATIONS		60,277	62,003	62,104	23,002	65,575	105.8	65,575	65,575
TOTAL A4097 REVENUES		50,599	48,362	48,362	29,761	51,148	105.8	51,148	51,148
TOTAL COUNTY COST		9,678	13,641	13,742	6,759-	14,427	105.8	14,427	14,427
A4099 - RURAL HEALTH NETWORK									
.1	TOTAL PERSONAL SERVICES								
.2	TOTAL EQUIPMENT								
.4	TOTAL CONTRACTUAL EXPENSES								
.8	TOTAL EMPLOYEE BENEFITS								
TOTAL A4099 APPROPRIATIONS									
TOTAL A4099 REVENUES									
TOTAL COUNTY COST									

OBJECT CODE	ACCOUNT NAME	EXPENDED/ REVENUE 2 0 1 4	ORIGINAL BUDGET 2 0 1 5	MODIFIED BUDGET 2 0 1 5	DEC31-YTD EXP./REL. 2 0 1 5	DEPARTMENT REQUEST 2 0 1 6	EST TO ORIG % 2016	BUDGET RECOMM. 2 0 1 6	ADOPTED 2 0 1 6
A4101 - FOSTER CARE NURSE									
.1	TOTAL PERSONAL SERVICES	26,104	27,397	27,397	11,932	27,827	101.6	27,827	27,827
.4	TOTAL CONTRACTUAL EXPENSES	1	900	900	4	700	77.8	700	700
.8	TOTAL EMPLOYEE BENEFITS	11,436	16,299	16,299	1,513	6,548	40.2	6,548	6,548
TOTAL A4101 APPROPRIATIONS		37,541	44,596	44,596	13,449	35,075	78.7	35,075	35,075
TOTAL A4101 REVENUES		37,544	44,596	44,596	19,562	35,075	78.7	35,075	35,075
TOTAL COUNTY COST		3-			6,113-				
A4103 - FACILITATED ENROLLMENT									
.1	TOTAL PERSONAL SERVICES	23,975	29,368	29,368					
.2	TOTAL EQUIPMENT								
.4	TOTAL CONTRACTUAL EXPENSES	1,758	2,056	2,056					
.8	TOTAL EMPLOYEE BENEFITS	7,647	9,207	9,207	433				
TOTAL A4103 APPROPRIATIONS		33,380	40,631	40,631	433				
TOTAL A4103 REVENUES		32,606	40,631	40,631					
TOTAL COUNTY COST		774			433				
A4105 - DOH HOMELAND SECURITY									
.1	TOTAL PERSONAL SERVICES								
.4	TOTAL CONTRACTUAL EXPENSES								
.8	TOTAL EMPLOYEE BENEFITS								

OBJECT CODE	ACCOUNT NAME	EXPENDED/ REVENUE 2 0 1 4	ORIGINAL BUDGET 2 0 1 5	MODIFIED BUDGET 2 0 1 5	DEC31-YTD EXP./REL. 2 0 1 5	DEPARTMENT REQUEST 2 0 1 6	EST TO ORIG % 2016	BUDGET RECOMM. 2 0 1 6	ADOPTED 2 0 1 6
A4105 - DOH HOMELAND SECURITY									
TOTAL A4105 APPROPRIATIONS									
TOTAL A4105 REVENUES									
TOTAL COUNTY COST									
A4106 - PUBLIC WATER SUPPLY ENHANCEMNT									
.1	TOTAL PERSONAL SERVICES	63,819	64,605	63,505	28,702	63,119	97.7	63,119	63,119
.2	TOTAL EQUIPMENT	966		1,900	1,683				
.4	TOTAL CONTRACTUAL EXPENSES	10,220	7,783	7,883	4,966	10,650	136.8	10,650	10,650
.8	TOTAL EMPLOYEE BENEFITS	21,576	25,492	24,592	6,092	24,111	94.6	24,111	24,111
TOTAL A4106 REVENUES		108,266	97,880	97,880	25,305	97,880	100.0	97,880	97,880
TOTAL COUNTY COST		11,685-			16,138				
A4108 - ASTHMA									
.1	TOTAL PERSONAL SERVICES								
.4	TOTAL CONTRACTUAL EXPENSES								
.8	TOTAL EMPLOYEE BENEFITS								
TOTAL A4108 APPROPRIATIONS									
TOTAL A4108 REVENUES									

OBJECT CODE	ACCOUNT NAME	EXPENDED/ REVENUE 2 0 1 4	ORIGINAL BUDGET 2 0 1 5	MODIFIED BUDGET 2 0 1 5	DEC31-YTD EXP./REL. 2 0 1 5	DEPARTMENT REQUEST 2 0 1 6	EST TO ORIG % 2016	BUDGET RECOMM. 2 0 1 6	ADOPTED 2 0 1 6
A4108 - ASTHMA									
TOTAL COUNTY COST									
A4110 - CANCER SERVICES									
.1	TOTAL PERSONAL SERVICES	23,089	22,185	22,185	10,208	22,399	101.0	22,399	22,399
.2	TOTAL EQUIPMENT								
.4	TOTAL CONTRACTUAL EXPENSES	11,001	6,544	6,544	4,205	6,395	97.7	6,395	6,395
.8	TOTAL EMPLOYEE BENEFITS	6,381	6,955	6,955	1,107	6,890	99.1	6,890	6,890
TOTAL A4110 APPROPRIATIONS		40,471	35,684	35,684	15,520	35,684	100.0	35,684	35,684
TOTAL A4110 REVENUES		40,497	35,684	35,684	10,195	35,684	100.0	35,684	35,684
TOTAL COUNTY COST		26-			5,325				
A4111 - CHILDREN WITH SPECIAL NEEDS									
.1	TOTAL PERSONAL SERVICES	7,916	11,970	11,970	2,738	11,848	99.0	11,848	11,848
.4	TOTAL CONTRACTUAL EXPENSES	166	1,503	1,503	54	1,884	125.3	1,884	1,884
.8	TOTAL EMPLOYEE BENEFITS	3,763	5,436	5,436	1,019	5,258	96.7	5,258	5,258
TOTAL A4111 APPROPRIATIONS		11,845	18,909	18,909	3,811	18,990	100.4	18,990	18,990
TOTAL A4111 REVENUES		11,848	18,909	18,909	1,975	18,990	100.4	18,990	18,990
TOTAL COUNTY COST		3-			1,836				
A4112 - EMERGENCY PREPAREDNESS									
.1	TOTAL PERSONAL SERVICES	19,383	19,287	22,280	9,757	22,023	114.2	22,023	22,023
.2	TOTAL EQUIPMENT			13,100		12,600		12,600	12,600
.4	TOTAL CONTRACTUAL EXPENSES	21,014	24,839	46,489	12,474	45,407	182.8	45,407	45,407

OBJECT CODE	ACCOUNT NAME	EXPENDED/ REVENUE 2 0 1 4	ORIGINAL BUDGET 2 0 1 5	MODIFIED BUDGET 2 0 1 5	DEC31-YTD EXP./REL. 2 0 1 5	DEPARTMENT REQUEST 2 0 1 6	EST TO ORIG % 2016	BUDGET RECOMM. 2 0 1 6	ADOPTED 2 0 1 6
A4112 - EMERGENCY PREPAREDNESS									
.8	TOTAL EMPLOYEE BENEFITS	7,599	7,970	9,044	2,190	8,288	104.0	8,288	8,288
TOTAL A4112 APPROPRIATIONS		47,996	52,096	90,913	24,421	88,318	169.5	88,318	88,318
TOTAL A4112 REVENUES		48,001	52,096	90,096	12,842	88,318	169.5	88,318	88,318
TOTAL COUNTY COST		5-		817	11,579				
A4113 - MEDICAL RESERVE CORP									
.2	TOTAL EQUIPMENT								
.4	TOTAL CONTRACTUAL EXPENSES	3,496	3,500	3,500	5	3,500	100.0	3,500	3,500
TOTAL A4113 APPROPRIATIONS		3,496	3,500	3,500	5	3,500	100.0	3,500	3,500
TOTAL A4113 REVENUES		3,500	3,500	3,500	3,500	3,500	100.0	3,500	3,500
TOTAL COUNTY COST		4-			3,495-				
A4115 - COMMUNITY HEALTH WORKER PRGM									
.1	TOTAL PERSONAL SERVICES	87,388	84,133	84,133	40,814	91,139	108.3	91,139	91,139
.2	TOTAL EQUIPMENT	1,413		1,420	304				
.4	TOTAL CONTRACTUAL EXPENSES	22,004	25,855	25,055	2,545	22,077	85.4	22,077	22,077
.8	TOTAL EMPLOYEE BENEFITS	19,699	25,637	25,017	4,364	22,409	87.4	22,409	22,409
TOTAL A4115 APPROPRIATIONS		130,504	135,625	135,625	48,027	135,625	100.0	135,625	135,625
TOTAL A4115 REVENUES		130,510	135,625	135,625	22,856	135,625	100.0	135,625	135,625

OBJECT CODE	ACCOUNT NAME	EXPENDED/ REVENUE 2014	ORIGINAL BUDGET 2015	MODIFIED BUDGET 2015	DEC31-YTD EXP./REL. 2015	DEPARTMENT REQUEST 2016	EST TO ORIG % 2016	BUDGET RECOMM. 2016	ADOPTED 2016
A4115 - COMMUNITY HEALTH WORKER PRGM									
TOTAL COUNTY COST		6-			25,171				
A4250 - CHEMICAL DEPENDENCY									
.4	TOTAL CONTRACTUAL EXPENSES	344,373	382,366	382,366	145,970	391,540	102.4	391,540	391,540
TOTAL A4250 APPROPRIATIONS		344,373	382,366	382,366	145,970	391,540	102.4	391,540	391,540
TOTAL A4250 REVENUES		273,966	273,966	273,966		283,140	103.3	283,140	283,140
TOTAL COUNTY COST		70,407	108,400	108,400	145,970	108,400	100.0	108,400	108,400
A4310 - MENTAL HEALTH ADMINISTRATION									
.1	TOTAL PERSONAL SERVICES	1,142,702	1,333,029	1,333,029	588,881	1,336,483	100.3	1,336,483	1,336,483
.2	TOTAL EQUIPMENT	5,383	5,000	7,806	7,894				
.4	TOTAL CONTRACTUAL EXPENSES	817,374	667,460	667,460	270,950	1,001,330	150.0	1,001,330	1,001,330
.8	TOTAL EMPLOYEE BENEFITS	459,136	622,801	622,801	167,829	530,209	85.1	530,209	530,209
TOTAL A4310 APPROPRIATIONS		2,424,595	2,628,290	2,631,096	1,035,554	2,868,022	109.1	2,868,022	2,868,022
TOTAL A4310 REVENUES		2,421,972	2,500,112	2,500,112	438,335	2,854,341	114.2	2,854,341	2,854,341
TOTAL COUNTY COST		2,623	128,178	130,984	597,219	13,681	10.7	13,681	13,681
A4322 - LIV. CO. NYS ARC									
.4	TOTAL CONTRACTUAL EXPENSES	42,243	22,416	33,496	16,593	33,496	149.4	33,496	33,496
TOTAL A4322 APPROPRIATIONS		42,243	22,416	33,496	16,593	33,496	149.4	33,496	33,496
TOTAL A4322 REVENUES		42,244	22,416	33,496		33,496	149.4	33,496	33,496

OBJECT CODE	ACCOUNT NAME	EXPENDED/ REVENUE 2 0 1 4	ORIGINAL BUDGET 2 0 1 5	MODIFIED BUDGET 2 0 1 5	DEC31-YTD EXP./REL. 2 0 1 5	DEPARTMENT REQUEST 2 0 1 6	EST TO ORIG % 2016	BUDGET RECOMM. 2 0 1 6	ADOPTED 2 0 1 6
A4322 - LIV. CO. NYS ARC									
TOTAL COUNTY COST		1-			16,593				
A4323 - DAY TREATMENT PROGRAM									
.4	TOTAL CONTRACTUAL EXPENSES	147,271	147,271	147,271	73,635	147,271	100.0	147,271	147,271
TOTAL A4323 APPROPRIATIONS		147,271	147,271	147,271	73,635	147,271	100.0	147,271	147,271
TOTAL A4323 REVENUES		147,271	147,271	147,271		147,271	100.0	147,271	147,271
TOTAL COUNTY COST					73,635				
A5681 - ROCH. REG. TRANS. AUTHORITY									
.4	TOTAL CONTRACTUAL EXPENSES	35,024	36,000	36,000	17,512	35,000	97.2	35,000	35,000
TOTAL A5681 APPROPRIATIONS		35,024	36,000	36,000	17,512	35,000	97.2	35,000	35,000
TOTAL COUNTY COST		35,024	36,000	36,000	17,512	35,000	97.2	35,000	35,000
A6010 - SOCIAL SERVICES ADMINISTRATION									
.1	TOTAL PERSONAL SERVICES	5,617,019	5,974,900	5,974,900	2,536,507	5,981,200	100.1	5,981,200	5,981,200
.2	TOTAL EQUIPMENT	175	19,500	19,500	3,882	66,850	342.8	66,850	66,850
.4	TOTAL CONTRACTUAL EXPENSES	3,534,702	3,747,375	3,749,253	1,468,269	3,564,786	95.1	3,564,786	3,564,786
.8	TOTAL EMPLOYEE BENEFITS	3,372,167	3,775,255	3,775,255	1,225,482	3,736,441	99.0	3,736,441	3,736,441
TOTAL A6010 APPROPRIATIONS		12,524,063	13,517,030	13,518,908	5,234,140	13,349,277	98.8	13,349,277	13,349,277
TOTAL A6010 REVENUES		4,767,479	10,017,402	10,017,402	856,333	10,012,620	100.0	10,012,620	10,012,620

OBJECT CODE	ACCOUNT NAME	EXPENDED/ REVENUE 2014	ORIGINAL BUDGET 2015	MODIFIED BUDGET 2015	DEC31-YTD EXP./REL. 2015	DEPARTMENT REQUEST 2016	EST TO ORIG % 2016	BUDGET RECOMM. 2016	ADOPTED 2016
A6010 - SOCIAL SERVICES ADMINISTRATION									
TOTAL COUNTY COST		7,756,584	3,499,628	3,501,506	4,377,807	3,336,657	95.3	3,336,657	3,336,657
A6055 - DAY CARE									
.4	TOTAL CONTRACTUAL EXPENSES	1,274,684	1,250,000	1,250,000	546,466	1,250,000	100.0	1,250,000	1,250,000
TOTAL A6055 APPROPRIATIONS		1,274,684	1,250,000	1,250,000	546,466	1,250,000	100.0	1,250,000	1,250,000
TOTAL A6055 REVENUES		1,478,852	1,250,000	1,250,000	367,500	1,250,000	100.0	1,250,000	1,250,000
TOTAL COUNTY COST		204,168-			178,966				
A6070 - SERVICE FOR RECIPIENTS									
.4	TOTAL CONTRACTUAL EXPENSES	544,561	567,300	567,300	214,270	553,100	97.5	553,100	553,100
TOTAL A6070 APPROPRIATIONS		544,561	567,300	567,300	214,270	553,100	97.5	553,100	553,100
TOTAL A6070 REVENUES		38,071	414,130	414,130	27,191	403,763	97.5	403,763	403,763
TOTAL COUNTY COST		506,490	153,170	153,170	187,079	149,337	97.5	149,337	149,337
A6101 - MEDICAL ASSISTANCE									
.4	TOTAL CONTRACTUAL EXPENSES	303,341	100,000	100,000	52,192	5,000	5.0	5,000	5,000
TOTAL A6101 APPROPRIATIONS		303,341	100,000	100,000	52,192	5,000	5.0	5,000	5,000
TOTAL A6101 REVENUES		1,238,051	100,000	100,000	261,118	5,000	5.0	5,000	5,000

OBJECT CODE	ACCOUNT NAME	EXPENDED/ REVENUE 2014	ORIGINAL BUDGET 2015	MODIFIED BUDGET 2015	DEC31-YTD EXP./REL. 2015	DEPARTMENT REQUEST 2016	EST TO ORIG % 2016	BUDGET RECOMM. 2016	ADOPTED 2016
A6101 - MEDICAL ASSISTANCE									
TOTAL COUNTY COST		934,710-			208,926-				
A6102 - MEDICAL ASSISTANCE - MMIS									
.4	TOTAL CONTRACTUAL EXPENSES	13,034,625	11,758,548	11,758,548	6,126,311	10,758,548	91.5	10,758,548	10,758,548
TOTAL A6102 APPROPRIATIONS		13,034,625	11,758,548	11,758,548	6,126,311	10,758,548	91.5	10,758,548	10,758,548
TOTAL COUNTY COST		13,034,625	11,758,548	11,758,548	6,126,311	10,758,548	91.5	10,758,548	10,758,548
A6109 - FAMILY ASSISTANCE									
.4	TOTAL CONTRACTUAL EXPENSES	4,056,366	4,675,400	4,675,400	1,629,837	4,225,000	90.4	4,225,000	4,225,000
TOTAL A6109 APPROPRIATIONS		4,056,366	4,675,400	4,675,400	1,629,837	4,225,000	90.4	4,225,000	4,225,000
TOTAL A6109 REVENUES		5,542,378	4,675,400	4,675,400	1,735,317	4,225,000	90.4	4,225,000	4,225,000
TOTAL COUNTY COST		1,486,012-			105,480-				
A6119 - CHILD CARE									
.4	TOTAL CONTRACTUAL EXPENSES	1,601,913	1,644,400	1,644,400	657,842	1,757,500	106.9	1,757,500	1,757,500
TOTAL A6119 APPROPRIATIONS		1,601,913	1,644,400	1,644,400	657,842	1,757,500	106.9	1,757,500	1,757,500
TOTAL A6119 REVENUES		3,021,630	1,397,740	1,397,740	247,588	1,476,300	105.6	1,476,300	1,476,300
TOTAL COUNTY COST		1,419,717-	246,660	246,660	410,254	281,200	114.0	281,200	281,200
A6120 - INSTITUTIONAL CARE PHC									

OBJECT CODE	ACCOUNT NAME	EXPENDED/ REVENUE 2 0 1 4	ORIGINAL BUDGET 2 0 1 5	MODIFIED BUDGET 2 0 1 5	DEC31-YTD EXP./REL. 2 0 1 5	DEPARTMENT REQUEST 2 0 1 6	EST TO ORIG % 2016	BUDGET RECOMM. 2 0 1 6	ADOPTED 2 0 1 6
A6120 - INSTITUTIONAL CARE PHC									
.4	TOTAL CONTRACTUAL EXPENSES	95,806	225,000	225,000	53,994	225,000	100.0	225,000	225,000
TOTAL A6120 APPROPRIATIONS		95,806	225,000	225,000	53,994	225,000	100.0	225,000	225,000
TOTAL A6120 REVENUES		39,219	112,500	112,500		105,750	94.0	105,750	105,750
TOTAL COUNTY COST		56,587	112,500	112,500	53,994	119,250	106.0	119,250	119,250
A6123 - JUVENILE DELINQUENT CARE									
.4	TOTAL CONTRACTUAL EXPENSES	34,232	200,000	200,000	17,040	175,000	87.5	175,000	175,000
TOTAL A6123 APPROPRIATIONS		34,232	200,000	200,000	17,040	175,000	87.5	175,000	175,000
TOTAL A6123 REVENUES			100,000	100,000		87,500	87.5	87,500	87,500
TOTAL COUNTY COST		34,232	100,000	100,000	17,040	87,500	87.5	87,500	87,500
A6129 - STATE TRAINING SCHOOL									
.4	TOTAL CONTRACTUAL EXPENSES	5,000	50,000	50,000		50,000	100.0	50,000	50,000
TOTAL A6129 APPROPRIATIONS		5,000	50,000	50,000		50,000	100.0	50,000	50,000
TOTAL COUNTY COST		5,000	50,000	50,000		50,000	100.0	50,000	50,000
A6140 - HOME RELIEF									
.4	TOTAL CONTRACTUAL EXPENSES	2,852,797	3,170,000	3,170,000	1,448,923	3,170,000	100.0	3,170,000	3,170,000

OBJECT CODE	ACCOUNT NAME	EXPENDED/ REVENUE 2 0 1 4	ORIGINAL BUDGET 2 0 1 5	MODIFIED BUDGET 2 0 1 5	DEC31-YTD EXP./REL. 2 0 1 5	DEPARTMENT REQUEST 2 0 1 6	EST TO ORIG % 2016	BUDGET RECOMM. 2 0 1 6	ADOPTED 2 0 1 6
A6140 - HOME RELIEF									
TOTAL A6140 APPROPRIATIONS		2,852,797	3,170,000	3,170,000	1,448,923	3,170,000	100.0	3,170,000	3,170,000
TOTAL A6140 REVENUES		924,437	887,600	887,600	294,142	887,600	100.0	887,600	887,600
TOTAL COUNTY COST		1,928,360	2,282,400	2,282,400	1,154,781	2,282,400	100.0	2,282,400	2,282,400
A6141 - SOCIAL SERVICES - H.E.A.P.									
.4	TOTAL CONTRACTUAL EXPENSES	86,761-	5,000	5,000	32,056-	5,000	100.0	5,000	5,000
TOTAL A6141 APPROPRIATIONS		86,761-	5,000	5,000	32,056-	5,000	100.0	5,000	5,000
TOTAL A6141 REVENUES		102,789	5,000	5,000	39,332	5,000	100.0	5,000	5,000
TOTAL COUNTY COST		189,550-			71,388-				
A6142 - EMERGENCY AID TO ADULTS									
.4	TOTAL CONTRACTUAL EXPENSES	113,592	150,000	150,000	43,490	150,000	100.0	150,000	150,000
TOTAL A6142 APPROPRIATIONS		113,592	150,000	150,000	43,490	150,000	100.0	150,000	150,000
TOTAL A6142 REVENUES			75,000	75,000		75,000	100.0	75,000	75,000
TOTAL COUNTY COST		113,592	75,000	75,000	43,490	75,000	100.0	75,000	75,000
A6290 - JOB SEARCH									
.1	TOTAL PERSONAL SERVICES	88,461	98,400	98,400	53,007	110,750	112.6	110,750	110,750
.2	TOTAL EQUIPMENT	459							

OBJECT CODE	ACCOUNT NAME	EXPENDED/ REVENUE 2014	ORIGINAL BUDGET 2015	MODIFIED BUDGET 2015	DEC31-YTD EXP./REL. 2015	DEPARTMENT REQUEST 2016	EST TO ORIG % 2016	BUDGET RECOMM. 2016	ADOPTED 2016
A6290 - JOB SEARCH									
.4	TOTAL CONTRACTUAL EXPENSES	11,829	7,200	7,200	5,126	8,750	121.5	8,750	8,750
.8	TOTAL EMPLOYEE BENEFITS	43,472	59,650	59,650	18,352	56,500	94.7	56,500	56,500
TOTAL A6290 APPROPRIATIONS		144,221	165,250	165,250	76,485	176,000	106.5	176,000	176,000
TOTAL A6290 REVENUES		144,000	165,250	165,250	39,023	176,000	106.5	176,000	176,000
TOTAL COUNTY COST		221			37,462				
A6310 - WEATHERIZATION									
.1	TOTAL PERSONAL SERVICES								
.2	TOTAL EQUIPMENT								
.4	TOTAL CONTRACTUAL EXPENSES								
.8	TOTAL EMPLOYEE BENEFITS	8,018							
TOTAL A6310 APPROPRIATIONS		8,018							
TOTAL A6310 REVENUES									
TOTAL COUNTY COST		8,018							
A6311 - HOUSING									
.1	TOTAL PERSONAL SERVICES	140,747	146,242	146,242	65,236	150,718	103.1	150,718	150,718
.4	TOTAL CONTRACTUAL EXPENSES	62,382	83,705	83,705	20,674	61,147	73.1	61,147	61,147
.8	TOTAL EMPLOYEE BENEFITS	67,875	74,797	74,797	23,459	79,961	106.9	79,961	79,961
TOTAL A6311 APPROPRIATIONS		271,004	304,744	304,744	109,369	291,826	95.8	291,826	291,826

OBJECT CODE	ACCOUNT NAME	EXPENDED/ REVENUE 2 0 1 4	ORIGINAL BUDGET 2 0 1 5	MODIFIED BUDGET 2 0 1 5	DEC31-YTD EXP./REL. 2 0 1 5	DEPARTMENT REQUEST 2 0 1 6	EST TO ORIG % 2016	BUDGET RECOMM. 2 0 1 6	ADOPTED 2 0 1 6
A6311 - HOUSING									
TOTAL COUNTY COST		1,115	1,297-	1,297-	17,118	1,057	81.5-	1,057	1,057
A6312 - FPIG									
.4	TOTAL CONTRACTUAL EXPENSES		2,287,152	2,287,152	2,287,152				
TOTAL A6312 APPROPRIATIONS			2,287,152	2,287,152	2,287,152				
TOTAL A6312 REVENUES			2,287,152	2,287,152	2,287,152				
TOTAL COUNTY COST									
A6313 - COMMUNITY SERIVICE BLOCK GRANT									
.1	TOTAL PERSONAL SERVICES	35,156	29,500	29,500	15,235	29,922	101.4	29,922	29,922
.2	TOTAL EQUIPMENT	172	500	500		500	100.0	500	500
.4	TOTAL CONTRACTUAL EXPENSES	188,206	174,799	174,799	74,016	176,299	100.9	176,299	176,299
.8	TOTAL EMPLOYEE BENEFITS	10,821	9,500	9,500	2,062	9,500	100.0	9,500	9,500
TOTAL A6313 REVENUES		331,261	214,299	214,299	107,150	216,221	100.9	216,221	216,221
TOTAL COUNTY COST		96,906-			15,837-				
A6314 - WEATHERIZATION - ARRA									
.1	TOTAL PERSONAL SERVICES								

OBJECT CODE	ACCOUNT NAME	EXPENDED/ REVENUE 2014	ORIGINAL BUDGET 2015	MODIFIED BUDGET 2015	DEC31-YTD EXP./REL. 2015	DEPARTMENT REQUEST 2016	EST TO ORIG % 2016	BUDGET RECOMM. 2016	ADOPTED 2016
A6314 - WEATHERIZATION - ARRA									
.2	TOTAL EQUIPMENT								
.4	TOTAL CONTRACTUAL EXPENSES								
.8	TOTAL EMPLOYEE BENEFITS								
TOTAL A6314 APPROPRIATIONS									
TOTAL A6314 REVENUES									
TOTAL COUNTY COST									
A6315 - AQUATIC WEED CONTROL									
.4	TOTAL CONTRACTUAL EXPENSES	58,236	100,500	100,500	31,539	107,095	106.6	107,095	107,095
TOTAL A6315 APPROPRIATIONS		58,236	100,500	100,500	31,539	107,095	106.6	107,095	107,095
TOTAL A6315 REVENUES		58,236	100,500	100,500	31,540	107,095	106.6	107,095	107,095
TOTAL COUNTY COST					1-				
A6321 - PSAP GRANT 2013									
.2	TOTAL EQUIPMENT			240,000		240,000		240,000	240,000
.4	TOTAL CONTRACTUAL EXPENSES			65,767	17,960	47,807		47,807	47,807
TOTAL A6321 APPROPRIATIONS				305,767	17,960	287,807		287,807	287,807
TOTAL A6321 REVENUES				305,767	15,740	287,807		287,807	287,807

OBJECT CODE	ACCOUNT NAME	EXPENDED/ REVENUE 2 0 1 4	ORIGINAL BUDGET 2 0 1 5	MODIFIED BUDGET 2 0 1 5	DEC31-YTD EXP./REL. 2 0 1 5	DEPARTMENT REQUEST 2 0 1 6	EST TO ORIG % 2016	BUDGET RECOMM. 2 0 1 6	ADOPTED 2 0 1 6
A6321 - PSAP GRANT 2013									
TOTAL COUNTY COST					2,220				
A6322 - PSAP 2013-2014									
.2	TOTAL EQUIPMENT			89,253	89,252				
TOTAL A6322 APPROPRIATIONS				89,253	89,252				
TOTAL A6322 REVENUES				89,253	89,252				
TOTAL COUNTY COST									
A6411 - TOURISM									
.4	TOTAL CONTRACTUAL EXPENSES	147,238	150,000	150,000	123,647	160,000	106.7	160,000	160,000
TOTAL A6411 APPROPRIATIONS		147,238	150,000	150,000	123,647	160,000	106.7	160,000	160,000
TOTAL A6411 REVENUES		165,264	150,000	150,000	21,576	160,000	106.7	160,000	160,000
TOTAL COUNTY COST		18,026-			102,071				
A6510 - VETERANS									
.1	TOTAL PERSONAL SERVICES	54,607	69,965	69,965	24,517	72,873	104.2	72,873	72,873
.2	TOTAL EQUIPMENT	1,089	6,600	6,600	700	6,600	100.0	6,600	6,600
.4	TOTAL CONTRACTUAL EXPENSES	26,010	33,677	33,677	6,754	34,314	101.9	34,314	34,314
.8	TOTAL EMPLOYEE BENEFITS	6,691	5,291	5,291	1,875	9,108	172.1	9,108	9,108
TOTAL A6510 APPROPRIATIONS		88,397	115,533	115,533	33,846	122,895	106.4	122,895	122,895
TOTAL A6510 REVENUES		29,994	23,529	23,529	1,586	23,529	100.0	23,529	23,529

OBJECT CODE	ACCOUNT NAME	EXPENDED/ REVENUE 2014	ORIGINAL BUDGET 2015	MODIFIED BUDGET 2015	DEC31-YTD EXP./REL. 2015	DEPARTMENT REQUEST 2016	EST TO ORIG % 2016	BUDGET RECOMM. 2016	ADOPTED 2016
A6510 - VETERANS									
TOTAL COUNTY COST		58,403	92,004	92,004	32,260	99,366	108.0	99,366	99,366
A6610 - CONSUMER AFFAIRS									
.1	TOTAL PERSONAL SERVICES	409	3,250	3,250	308	488	15.0	488	488
.4	TOTAL CONTRACTUAL EXPENSES	60,235	64,138	64,138	29,259	66,275	103.3	66,275	66,275
.8	TOTAL EMPLOYEE BENEFITS	75	2,023	2,023	69	196	9.7	196	196
TOTAL A6610 APPROPRIATIONS		60,719	69,411	69,411	29,636	66,959	96.5	66,959	66,959
TOTAL COUNTY COST		60,719	69,411	69,411	29,636	66,959	96.5	66,959	66,959
A6773 - OFFICE OF AGING TITLE IIIB									
.1	TOTAL PERSONAL SERVICES	123,833	143,762	143,762	60,944	136,992	95.3	136,992	136,992
.2	TOTAL EQUIPMENT					4,460		4,460	4,460
.4	TOTAL CONTRACTUAL EXPENSES	72,898	65,150	66,862	33,826	69,842	107.2	69,842	69,842
.8	TOTAL EMPLOYEE BENEFITS	87,560	87,511	87,511	25,480	87,396	99.9	87,396	87,396
TOTAL A6773 REVENUES		56,321	54,926	54,926	13,337	44,926	81.8	44,926	44,926
TOTAL COUNTY COST		227,970	241,497	243,209	106,913	253,764	105.1	253,764	253,764
A6774 - OFFICE OF AGING TITLE IIIC									
.1	TOTAL PERSONAL SERVICES	237,519	237,207	237,207	103,999	252,843	106.6	252,843	252,843
.2	TOTAL EQUIPMENT	43,197	22,000	22,299		22,000	100.0	22,000	22,000
.4	TOTAL CONTRACTUAL EXPENSES	260,198	308,911	327,751	130,097	317,523	102.8	317,523	317,523
.8	TOTAL EMPLOYEE BENEFITS	73,407	79,121	79,121	22,673	70,940	89.7	70,940	70,940

OBJECT CODE	ACCOUNT NAME	EXPENDED/ REVENUE 2 0 1 4	ORIGINAL BUDGET 2 0 1 5	MODIFIED BUDGET 2 0 1 5	DEC31-YTD EXP./REL. 2 0 1 5	DEPARTMENT REQUEST 2 0 1 6	EST TO ORIG % 2016	BUDGET RECOMM. 2 0 1 6	ADOPTED 2 0 1 6
A6774 - OFFICE OF AGING TITLE IIIC									
TOTAL A6774 REVENUES		212,585	223,453	223,453	85,065	240,722	107.7	240,722	240,722
TOTAL COUNTY COST		401,736	423,786	442,925	171,704	422,584	99.7	422,584	422,584
A6775 - BIP - OFA									
.1	TOTAL PERSONAL SERVICES					78,548		78,548	78,548
.2	TOTAL EQUIPMENT		28,680	28,680		10,258	35.8	10,258	10,258
.4	TOTAL CONTRACTUAL EXPENSES		159,000	159,000		50,714	31.9	50,714	50,714
.8	TOTAL EMPLOYEE BENEFITS					21,173		21,173	21,173
TOTAL A6775 APPROPRIATIONS			187,680	187,680		160,693	85.6	160,693	160,693
TOTAL COUNTY COST									
A6776 - OFFICE OF AGING TITLE IIID									
.4	TOTAL CONTRACTUAL EXPENSES	3,960	3,890	3,890	1,300	3,806	97.8	3,806	3,806
TOTAL A6776 APPROPRIATIONS		3,960	3,890	3,890	1,300	3,806	97.8	3,806	3,806
TOTAL A6776 REVENUES		3,529	3,501	3,501		3,425	97.8	3,425	3,425
TOTAL COUNTY COST		431	389	389	1,300	381	97.9	381	381

OBJECT CODE	ACCOUNT NAME	EXPENDED/ REVENUE 2 0 1 4	ORIGINAL BUDGET 2 0 1 5	MODIFIED BUDGET 2 0 1 5	DEC31-YTD EXP./REL. 2 0 1 5	DEPARTMENT REQUEST 2 0 1 6	EST TO ORIG % 2016	BUDGET RECOMM. 2 0 1 6	ADOPTED 2 0 1 6
A6778 - OFFICE OF AGING SNAP									
.1	TOTAL PERSONAL SERVICES	59,110	54,124	54,124	28,708	55,709	102.9	55,709	55,709
.2	TOTAL EQUIPMENT								
.4	TOTAL CONTRACTUAL EXPENSES	138,994	173,950	190,181	78,872	164,637	94.6	164,637	164,637
.8	TOTAL EMPLOYEE BENEFITS	24,337	31,097	31,097	11,272	30,892	99.3	30,892	30,892
TOTAL A6778 APPROPRIATIONS		222,441	259,171	275,402	118,852	251,238	96.9	251,238	251,238
TOTAL A6778 REVENUES		201,068	207,604	207,604	90,813	207,310	99.9	207,310	207,310
TOTAL COUNTY COST		21,373	51,567	67,798	28,039	43,928	85.2	43,928	43,928
A6780 - OFFICE OF AGING EISP/CSE									
.1	TOTAL PERSONAL SERVICES	138,213	145,547	145,547	72,895	164,478	113.0	164,478	164,478
.2	TOTAL EQUIPMENT					9,370		9,370	9,370
.4	TOTAL CONTRACTUAL EXPENSES	262,261	322,522	322,522	113,760	309,836	96.1	309,836	309,836
.8	TOTAL EMPLOYEE BENEFITS	78,195	94,229	94,229	34,709	99,722	105.8	99,722	99,722
TOTAL A6780 APPROPRIATIONS		478,669	562,298	562,298	221,364	583,406	103.8	583,406	583,406
TOTAL A6780 REVENUES		285,943	323,658	323,658	94,260	322,804	99.7	322,804	322,804
TOTAL COUNTY COST		192,726	238,640	238,640	127,104	260,602	109.2	260,602	260,602
A6781 - OFFICE OF AGING FOSTER GP									
.1	TOTAL PERSONAL SERVICES	37,227	44,866	44,866	18,110	40,754	90.8	40,754	40,754
.4	TOTAL CONTRACTUAL EXPENSES	113,788	113,078	113,428	47,516	116,539	103.1	116,539	116,539
.8	TOTAL EMPLOYEE BENEFITS	3,016	3,263	3,263	1,472	2,949	90.4	2,949	2,949

OBJECT CODE	ACCOUNT NAME	EXPENDED/ REVENUE 2 0 1 4	ORIGINAL BUDGET 2 0 1 5	MODIFIED BUDGET 2 0 1 5	DEC31-YTD EXP./REL. 2 0 1 5	DEPARTMENT REQUEST 2 0 1 6	EST TO ORIG % 2016	BUDGET RECOMM. 2 0 1 6	ADOPTED 2 0 1 6
A6781 - OFFICE OF AGING FOSTER GP									
TOTAL A6781 APPROPRIATIONS		154,031	161,207	161,557	67,098	160,242	99.4	160,242	160,242
TOTAL A6781 REVENUES		154,625	161,207	161,207	67,082	160,242	99.4	160,242	160,242
TOTAL COUNTY COST		594-		350	16				
A6783 - OFFICE FOR AGING WRAP									
.1	TOTAL PERSONAL SERVICES	22,640	25,278	25,278	4,425	9,261	36.6	9,261	9,261
.4	TOTAL CONTRACTUAL EXPENSES	2,184	2,788	2,788					
.8	TOTAL EMPLOYEE BENEFITS	1,667	1,934	1,934	322	739	38.2	739	739
TOTAL A6783 APPROPRIATIONS		26,491	30,000	30,000	4,747	10,000	33.3	10,000	10,000
TOTAL A6783 REVENUES		15,220				10,000		10,000	10,000
TOTAL COUNTY COST		11,271	30,000	30,000	4,747				
A6784 - OFFICE FOR AGING HIICAP									
.1	TOTAL PERSONAL SERVICES	30,987	26,786	26,786	18,388	27,302	101.9	27,302	27,302
.2	TOTAL EQUIPMENT								
.4	TOTAL CONTRACTUAL EXPENSES	9,451	6,733	6,733	4,443	6,177	91.7	6,177	6,177
.8	TOTAL EMPLOYEE BENEFITS	2,324	2,049	2,049	1,385	2,089	102.0	2,089	2,089
TOTAL A6784 APPROPRIATIONS		42,762	35,568	35,568	24,216	35,568	100.0	35,568	35,568
TOTAL A6784 REVENUES		43,993	35,568	35,568	15,753	35,568	100.0	35,568	35,568

OBJECT CODE	ACCOUNT NAME	EXPENDED/ REVENUE 2 0 1 4	ORIGINAL BUDGET 2 0 1 5	MODIFIED BUDGET 2 0 1 5	DEC31-YTD EXP./REL. 2 0 1 5	DEPARTMENT REQUEST 2 0 1 6	EST TO ORIG % 2016	BUDGET RECOMM. 2 0 1 6	ADOPTED 2 0 1 6
A6784 - OFFICE FOR AGING HIICAP									
TOTAL COUNTY COST		1,231-			8,463				
A6785 - OFFICE OF AGING TITLE IIIE									
.1	TOTAL PERSONAL SERVICES	10,138	9,311	9,311	2,194	9,245	99.3	9,245	9,245
.4	TOTAL CONTRACTUAL EXPENSES	40,460	66,450	66,450	11,895	66,450	100.0	66,450	66,450
.8	TOTAL EMPLOYEE BENEFITS	2,836	712	712	150	707	99.3	707	707
TOTAL A6785 APPROPRIATIONS		53,434	76,473	76,473	14,239	76,402	99.9	76,402	76,402
TOTAL A6785 REVENUES		36,842	50,597	50,597	5,329	51,273	101.3	51,273	51,273
TOTAL COUNTY COST		16,592	25,876	25,876	8,910	25,129	97.1	25,129	25,129
A6788 - OFFICE OF AGING AAA TRANSP									
.4	TOTAL CONTRACTUAL EXPENSES	6,045	5,600	5,600	2,219	5,600	100.0	5,600	5,600
TOTAL A6788 APPROPRIATIONS		6,045	5,600	5,600	2,219	5,600	100.0	5,600	5,600
TOTAL A6788 REVENUES		6,045	5,600	5,600	1,752	5,600	100.0	5,600	5,600
TOTAL COUNTY COST					467				
A6789 - OFFICE OF AGING POE									
.1	TOTAL PERSONAL SERVICES	46,676	61,972	61,972	24,202	39,898	64.4	39,898	39,898
.4	TOTAL CONTRACTUAL EXPENSES	9,770	12,607	12,607	1,567	1,037	8.2	1,037	1,037
.8	TOTAL EMPLOYEE BENEFITS	3,325	4,741	4,741	1,680	3,052	64.4	3,052	3,052
TOTAL A6789 APPROPRIATIONS		59,771	79,320	79,320	27,449	43,987	55.5	43,987	43,987

OBJECT CODE	ACCOUNT NAME	EXPENDED/ REVENUE 2 0 1 4	ORIGINAL BUDGET 2 0 1 5	MODIFIED BUDGET 2 0 1 5	DEC31-YTD EXP./REL. 2 0 1 5	DEPARTMENT REQUEST 2 0 1 6	EST TO ORIG % 2016	BUDGET RECOMM. 2 0 1 6	ADOPTED 2 0 1 6
A6789 - OFFICE OF AGING POE									
TOTAL A6789 REVENUES		70,163	79,320	79,320	79,280	43,987	55.5	43,987	43,987
TOTAL COUNTY COST		10,392-			51,831-				
A6989 - PROMOTION OF INDUSTRY									
.1	TOTAL PERSONAL SERVICES	198,463	207,970	207,970	93,157	183,145	88.1	183,145	183,145
.2	TOTAL EQUIPMENT					5,000		5,000	5,000
.4	TOTAL CONTRACTUAL EXPENSES	149,395	197,878	197,878	90,669	211,000	106.6	211,000	211,000
.8	TOTAL EMPLOYEE BENEFITS	102,311	115,951	115,951	36,472	124,783	107.6	124,783	124,783
TOTAL A6989 REVENUES					7				
TOTAL COUNTY COST		450,169	521,799	521,799	220,291	523,928	100.4	523,928	523,928
A7310 - YOUTH BUREAU									
.1	TOTAL PERSONAL SERVICES	38,900	51,250	51,250	24,931	51,500	100.5	51,500	51,500
.2	TOTAL EQUIPMENT	176	500	500		500	100.0	500	500
.4	TOTAL CONTRACTUAL EXPENSES	18,961	22,600	22,600	15,861	22,422	99.2	22,422	22,422
.8	TOTAL EMPLOYEE BENEFITS	10,868	17,700	17,700	2,990	17,550	99.2	17,550	17,550
TOTAL A7310 REVENUES		40,631	16,500	16,500	2,780	16,422	99.5	16,422	16,422

OBJECT CODE	ACCOUNT NAME	EXPENDED/ REVENUE 2 0 1 4	ORIGINAL BUDGET 2 0 1 5	MODIFIED BUDGET 2 0 1 5	DEC31-YTD EXP./REL. 2 0 1 5	DEPARTMENT REQUEST 2 0 1 6	EST TO ORIG % 2016	BUDGET RECOMM. 2 0 1 6	ADOPTED 2 0 1 6
A7310 - YOUTH BUREAU									
TOTAL COUNTY COST		28,274	75,550	75,550	41,002	75,550	100.0	75,550	75,550
A7313 - YOUTH SERVICES - YDDP									
.4	TOTAL CONTRACTUAL EXPENSES	47,046	50,000	50,000	5,112	50,000	100.0	50,000	50,000
TOTAL A7313 APPROPRIATIONS		47,046	50,000	50,000	5,112	50,000	100.0	50,000	50,000
TOTAL A7313 REVENUES		34,188	50,000	50,000		50,000	100.0	50,000	50,000
TOTAL COUNTY COST		12,858			5,112				
A7314 - YOUTH PROGRAM - SDPP									
.4	TOTAL CONTRACTUAL EXPENSES	13,269							
TOTAL A7314 APPROPRIATIONS		13,269							
TOTAL A7314 REVENUES									
TOTAL COUNTY COST		13,269							
A7315 - YOUTH AT RISK									
.4	TOTAL CONTRACTUAL EXPENSES	13,451	20,000	20,000	11,356				
TOTAL A7315 APPROPRIATIONS		13,451	20,000	20,000	11,356				
TOTAL A7315 REVENUES		5,142							

OBJECT CODE	ACCOUNT NAME	EXPENDED/ REVENUE 2 0 1 4	ORIGINAL BUDGET 2 0 1 5	MODIFIED BUDGET 2 0 1 5	DEC31-YTD EXP./REL. 2 0 1 5	DEPARTMENT REQUEST 2 0 1 6	EST TO ORIG % 2016	BUDGET RECOMM. 2 0 1 6	ADOPTED 2 0 1 6
A7315 - YOUTH AT RISK									
TOTAL COUNTY COST		8,309	20,000	20,000	11,356				
A7316 - TANF SYEP									
.1	TOTAL PERSONAL SERVICES	88,749	79,000	79,000	405	72,500	91.8	72,500	72,500
.2	TOTAL EQUIPMENT		500	500		1,000	200.0	1,000	1,000
.4	TOTAL CONTRACTUAL EXPENSES	21,933	22,600	22,600		32,500	143.8	32,500	32,500
.8	TOTAL EMPLOYEE BENEFITS	17,087	17,400	17,400	1,325	19,000	109.2	19,000	19,000
TOTAL A7316 APPROPRIATIONS		127,769	119,500	119,500	1,730	125,000	104.6	125,000	125,000
TOTAL A7316 REVENUES		120,890	119,500	119,500		125,000	104.6	125,000	125,000
TOTAL COUNTY COST		6,879			1,730				
A7320 - YOUTH BUREAU SOCIAL SERV PRGM									
.4	TOTAL CONTRACTUAL EXPENSES	37,075	25,000	25,000	15,384				
TOTAL A7320 APPROPRIATIONS		37,075	25,000	25,000	15,384				
TOTAL A7320 REVENUES		27,148	25,000	25,000	3,560-				
TOTAL COUNTY COST		9,927			18,944				
A7410 - LIBRARY									
.4	TOTAL CONTRACTUAL EXPENSES	78,000	80,000	80,000		81,600	102.0	81,600	81,600
TOTAL A7410 APPROPRIATIONS		78,000	80,000	80,000		81,600	102.0	81,600	81,600

OBJECT CODE	ACCOUNT NAME	EXPENDED/ REVENUE 2014	ORIGINAL BUDGET 2015	MODIFIED BUDGET 2015	DEC31-YTD EXP./REL. 2015	DEPARTMENT REQUEST 2016	EST TO ORIG % 2016	BUDGET RECOMM. 2016	ADOPTED 2016
A7410 - LIBRARY									
TOTAL COUNTY COST		78,000	80,000	80,000		81,600	102.0	81,600	81,600
A7510 - COUNTY HISTORIAN									
.1	TOTAL PERSONAL SERVICES	64,083	65,798	65,798	29,379	68,500	104.1	68,500	68,500
.2	TOTAL EQUIPMENT	2,408				1,000		1,000	1,000
.4	TOTAL CONTRACTUAL EXPENSES	24,145	14,014	14,014	7,464	14,154	101.0	14,154	14,154
.8	TOTAL EMPLOYEE BENEFITS	31,409	33,414	33,414	11,600	36,632	109.6	36,632	36,632
TOTAL A7510 APPROPRIATIONS		122,045	113,226	113,226	48,443	120,286	106.2	120,286	120,286
TOTAL A7510 REVENUES		16,679	6,600	6,600	3,978	6,600	100.0	6,600	6,600
TOTAL COUNTY COST		105,366	106,626	106,626	44,465	113,686	106.6	113,686	113,686
A7511 - HISTORICAL SOCIETY									
.2	TOTAL EQUIPMENT	12,000	12,000	12,000	9,308	12,100	100.8	12,100	12,100
.4	TOTAL CONTRACTUAL EXPENSES	25,596	27,670	27,670	18,354	28,670	103.6	28,670	28,670
TOTAL A7511 APPROPRIATIONS		37,596	39,670	39,670	27,662	40,770	102.8	40,770	40,770
TOTAL COUNTY COST		37,596	39,670	39,670	27,662	40,770	102.8	40,770	40,770
A7550 - CELEBRATIONS									
.4	TOTAL CONTRACTUAL EXPENSES	1,931	22,000	22,000	1,481	22,000	100.0	22,000	22,000
TOTAL A7550 APPROPRIATIONS		1,931	22,000	22,000	1,481	22,000	100.0	22,000	22,000
TOTAL A7550 REVENUES					1,560				

OBJECT CODE	ACCOUNT NAME	EXPENDED/ REVENUE 2014	ORIGINAL BUDGET 2015	MODIFIED BUDGET 2015	DEC31-YTD EXP./REL. 2015	DEPARTMENT REQUEST 2016	EST TO ORIG % 2016	BUDGET RECOMM. 2016	ADOPTED 2016
A7550 - CELEBRATIONS									
TOTAL COUNTY COST		1,931	22,000	22,000	79-	22,000	100.0	22,000	22,000
A8020 - PLANNING DEPARTMENT									
.1	TOTAL PERSONAL SERVICES	298,972	349,600	349,600	147,391	381,000	109.0	381,000	381,000
.2	TOTAL EQUIPMENT	6,434	18,000	18,000		12,000	66.7	12,000	12,000
.4	TOTAL CONTRACTUAL EXPENSES	192,710	187,836	187,836	80,728	212,851	113.3	212,851	212,851
.8	TOTAL EMPLOYEE BENEFITS	183,268	229,271	229,271	72,585	233,109	101.7	233,109	233,109
TOTAL A8020 APPROPRIATIONS		681,384	784,707	784,707	300,704	838,960	106.9	838,960	838,960
TOTAL A8020 REVENUES		90,873	21,525	21,525	2,361	71,525	332.3	71,525	71,525
TOTAL COUNTY COST		590,511	763,182	763,182	298,343	767,435	100.6	767,435	767,435
A8021 - GRANT ADMIN & MGT SERVICES									
.1	TOTAL PERSONAL SERVICES					45,000		45,000	45,000
.2	TOTAL EQUIPMENT					500		500	500
.4	TOTAL CONTRACTUAL EXPENSES	62,874	67,175	67,175	16,110	5,450	8.1	5,450	5,450
.8	TOTAL EMPLOYEE BENEFITS					21,445		21,445	21,445
TOTAL A8021 APPROPRIATIONS		62,874	67,175	67,175	16,110	72,395	107.8	72,395	72,395
TOTAL COUNTY COST		62,874	67,175	67,175	16,110	72,395	107.8	72,395	72,395
A8025 - GEN/FINGER LAKES REGIONAL COUN									
.4	TOTAL CONTRACTUAL EXPENSES	9,970	9,970	9,970	9,970	9,970	100.0	9,970	9,970
TOTAL A8025 APPROPRIATIONS		9,970	9,970	9,970	9,970	9,970	100.0	9,970	9,970

OBJECT CODE	ACCOUNT NAME	EXPENDED/ REVENUE 2014	ORIGINAL BUDGET 2015	MODIFIED BUDGET 2015	DEC31-YTD EXP./REL. 2015	DEPARTMENT REQUEST 2016	EST TO ORIG % 2016	BUDGET RECOMM. 2016	ADOPTED 2016
A8025 - GEN/FINGER LAKES REGIONAL COUN									
TOTAL COUNTY COST		9,970	9,970	9,970	9,970	9,970	100.0	9,970	9,970
A8037 - PUBLIC WORKS									
.1	TOTAL PERSONAL SERVICES	681,345	661,468	661,468	265,742	617,000	93.3	617,000	617,000
.4	TOTAL CONTRACTUAL EXPENSES	34,191	33,288	33,288	29,107	33,288	100.0	33,288	33,288
.8	TOTAL EMPLOYEE BENEFITS	361,272	428,949	428,949	117,420	400,805	93.4	400,805	400,805
TOTAL A8037 APPROPRIATIONS		1,076,808	1,123,705	1,123,705	412,269	1,051,093	93.5	1,051,093	1,051,093
TOTAL A8037 REVENUES		994,960	1,091,428	1,091,428	421,601	1,012,431	92.8	1,012,431	1,012,431
TOTAL COUNTY COST		81,848	32,277	32,277	9,332-	38,662	119.8	38,662	38,662
A8090 - CONESUS LAKE WATERSHED PROG									
.1	TOTAL PERSONAL SERVICES	27,144	28,088	28,088	14,082	28,669	102.1	28,669	28,669
.2	TOTAL EQUIPMENT								
.4	TOTAL CONTRACTUAL EXPENSES	95,110	514,662	514,662	8,520	537,000	104.3	537,000	537,000
.8	TOTAL EMPLOYEE BENEFITS	2,680	3,400	3,400	1,431	8,200	241.2	8,200	8,200
TOTAL A8090 APPROPRIATIONS		124,934	546,150	546,150	24,033	573,869	105.1	573,869	573,869
TOTAL COUNTY COST		30,302	4,594	4,594	45,440-	8,536	185.8	8,536	8,536
A8710 - CONSERVATION									
.4	TOTAL CONTRACTUAL EXPENSES	40,000	45,000	45,000	22,500	45,000	100.0	45,000	45,000
TOTAL A8710 APPROPRIATIONS		40,000	45,000	45,000	22,500	45,000	100.0	45,000	45,000

OBJECT CODE	ACCOUNT NAME	EXPENDED/ REVENUE 2014	ORIGINAL BUDGET 2015	MODIFIED BUDGET 2015	DEC31-YTD EXP./REL. 2015	DEPARTMENT REQUEST 2016	EST TO ORIG % 2016	BUDGET RECOMM. 2016	ADOPTED 2016
A8710 - CONSERVATION									
TOTAL COUNTY COST		40,000	45,000	45,000	22,500	45,000	100.0	45,000	45,000
A8751 - HEMLOCK LAKE UNION									
.4	TOTAL CONTRACTUAL EXPENSES	2,700	2,700	2,700	2,700	2,700	100.0	2,700	2,700
TOTAL A8751 APPROPRIATIONS		2,700	2,700	2,700	2,700	2,700	100.0	2,700	2,700
TOTAL COUNTY COST		2,700	2,700	2,700	2,700	2,700	100.0	2,700	2,700
A8752 - COOPERATIVE EXTENSION									
.4	TOTAL CONTRACTUAL EXPENSES	435,180	443,885	443,885	184,952	452,762	102.0	452,762	452,762
TOTAL A8752 APPROPRIATIONS		435,180	443,885	443,885	184,952	452,762	102.0	452,762	452,762
TOTAL COUNTY COST		435,180	443,885	443,885	184,952	452,762	102.0	452,762	452,762
A8753 - CALEDONIA FAIR									
.4	TOTAL CONTRACTUAL EXPENSES	2,700	2,700	2,700	2,700	2,700	100.0	2,700	2,700
TOTAL A8753 APPROPRIATIONS		2,700	2,700	2,700	2,700	2,700	100.0	2,700	2,700
TOTAL COUNTY COST		2,700	2,700	2,700	2,700	2,700	100.0	2,700	2,700
A8754 - COUNTY FED OF SPORTSMANS CLB									
.4	TOTAL CONTRACTUAL EXPENSES	960	960	960		960	100.0	960	960
TOTAL A8754 APPROPRIATIONS		960	960	960		960	100.0	960	960

OBJECT CODE	ACCOUNT NAME	EXPENDED/ REVENUE 2 0 1 4	ORIGINAL BUDGET 2 0 1 5	MODIFIED BUDGET 2 0 1 5	DEC31-YTD EXP./REL. 2 0 1 5	DEPARTMENT REQUEST 2 0 1 6	EST TO ORIG % 2016	BUDGET RECOMM. 2 0 1 6	ADOPTED 2 0 1 6
A8754 - COUNTY FED OF SPORTSMANS CLB									
TOTAL COUNTY COST		960	960	960		960	100.0	960	960
A8756 - COUNCIL ON ARTS									
.4	TOTAL CONTRACTUAL EXPENSES	35,000	35,000	35,000	35,000	35,000	100.0	35,000	35,000
TOTAL A8756 APPROPRIATIONS		35,000	35,000	35,000	35,000	35,000	100.0	35,000	35,000
TOTAL COUNTY COST		35,000	35,000	35,000	35,000	35,000	100.0	35,000	35,000
A8757 - CLARA BARTON CHAPTER # 1									
.4	TOTAL CONTRACTUAL EXPENSES	6,000	6,000	6,000	6,000	6,000	100.0	6,000	6,000
TOTAL A8757 APPROPRIATIONS		6,000	6,000	6,000	6,000	6,000	100.0	6,000	6,000
TOTAL COUNTY COST		6,000	6,000	6,000	6,000	6,000	100.0	6,000	6,000
A8825 - CHANCES AND CHANGES									
.4	TOTAL CONTRACTUAL EXPENSES	3,000	3,000	3,000		3,000	100.0	3,000	3,000
TOTAL A8825 APPROPRIATIONS		3,000	3,000	3,000		3,000	100.0	3,000	3,000
TOTAL COUNTY COST		3,000	3,000	3,000		3,000	100.0	3,000	3,000
A8989 - REIMBURSE OTHER MUNICIPALITIES									
.4	TOTAL CONTRACTUAL EXPENSES	5,521	10,000	10,000	5,382	10,000	100.0	10,000	10,000
TOTAL A8989 APPROPRIATIONS		5,521	10,000	10,000	5,382	10,000	100.0	10,000	10,000

OBJECT CODE	ACCOUNT NAME	EXPENDED/ REVENUE 2014	ORIGINAL BUDGET 2015	MODIFIED BUDGET 2015	DEC31-YTD EXP./REL. 2015	DEPARTMENT REQUEST 2016	EST TO ORIG % 2016	BUDGET RECOMM. 2016	ADOPTED 2016
A8989 - REIMBURSE OTHER MUNICIPALITIES									
TOTAL COUNTY COST		5,521	10,000	10,000	5,382	10,000	100.0	10,000	10,000
A9710 - SERIAL BONDS									
.6	TOTAL PRINCIPAL ON INDEBTEDNES	1,665,000	1,740,000	1,740,000	370,000	1,779,000	102.2	1,779,000	1,779,000
.7	TOTAL INTEREST ON INDEBTEDNESS	776,317	717,000	717,000	361,740	655,000	91.4	655,000	655,000
TOTAL A9710 APPROPRIATIONS		2,441,317	2,457,000	2,457,000	731,740	2,434,000	99.1	2,434,000	2,434,000
TOTAL COUNTY COST		2,441,317	2,457,000	2,457,000	731,740	2,434,000	99.1	2,434,000	2,434,000
A9730 - B.A.N.									
.6	TOTAL PRINCIPAL ON INDEBTEDNES								
.7	TOTAL INTEREST ON INDEBTEDNESS								
TOTAL A9730 APPROPRIATIONS									
TOTAL COUNTY COST									
A9902 - TRANSFER TO LIAB INS FUND									
.9	TOTAL TRANSFERS	50,000	50,000	50,000	50,000	50,000	100.0	50,000	50,000
TOTAL A9902 APPROPRIATIONS		50,000	50,000	50,000	50,000	50,000	100.0	50,000	50,000
TOTAL COUNTY COST		50,000	50,000	50,000	50,000	50,000	100.0	50,000	50,000
A9904 - TRANSFER TO DEBT SERVICE FUND									
.9	TOTAL TRANSFERS		1,080,000	1,080,000		1,082,175	100.2	1,082,175	1,082,175

OBJECT CODE	ACCOUNT NAME	EXPENDED/ REVENUE 2 0 1 4	ORIGINAL BUDGET 2 0 1 5	MODIFIED BUDGET 2 0 1 5	DEC31-YTD EXP./REL. 2 0 1 5	DEPARTMENT REQUEST 2 0 1 6	EST TO ORIG % 2016	BUDGET RECOMM. 2 0 1 6	ADOPTED 2 0 1 6
A9904 - TRANSFER TO DEBT SERVICE FUND									
TOTAL A9904 APPROPRIATIONS			1,080,000	1,080,000		1,082,175	100.2	1,082,175	1,082,175
TOTAL COUNTY COST			1,080,000	1,080,000		1,082,175	100.2	1,082,175	1,082,175
A9950 - TRANSFER TO CAPITAL									
.9	TOTAL TRANSFERS	1,050,000	950,000	1,625,000	1,625,000	950,000	100.0	950,000	950,000
TOTAL A9950 APPROPRIATIONS		1,050,000	950,000	1,625,000	1,625,000	950,000	100.0	950,000	950,000
TOTAL COUNTY COST		1,050,000	950,000	1,625,000	1,625,000	950,000	100.0	950,000	950,000
A9951 - TRANSFER TO RESERVE									
.4	TOTAL CONTRACTUAL EXPENSES								
TOTAL A9951 APPROPRIATIONS									
TOTAL COUNTY COST									
A9952 - INTERFUND TRNSF INFRAST RESERV									
TOTAL A9952 REVENUES		22,978			13,513				
TOTAL COUNTY COST		22,978-			13,513-				

OBJECT CODE	ACCOUNT NAME	EXPENDED/ REVENUE 2 0 1 4	ORIGINAL BUDGET 2 0 1 5	MODIFIED BUDGET 2 0 1 5	DEC31-YTD EXP./REL. 2 0 1 5	DEPARTMENT REQUEST 2 0 1 6	EST TO ORIG % 2016	BUDGET RECOMM. 2 0 1 6	ADOPTED 2 0 1 6
A	- FUND TOTALS								
.1	TOTAL PERSONAL SERVICES	28,041,753	29,251,026	29,478,943	12,944,595	30,718,045		30,718,045	30,718,045
.2	TOTAL EQUIPMENT	1,194,213	844,846	6,927,598	381,765	6,180,660		6,180,660	6,180,660
.4	TOTAL CONTRACTUAL EXPENSES	49,776,550	52,563,569	53,409,359	23,182,773	49,570,966		49,570,966	49,570,966
.6	TOTAL PRINCIPAL ON INDEBTEDNES	1,665,000	1,740,000	1,740,000	370,000	1,779,000		1,779,000	1,779,000
.7	TOTAL INTEREST ON INDEBTEDNESS	776,317	717,000	717,000	361,740	655,000		655,000	655,000
.8	TOTAL EMPLOYEE BENEFITS	13,924,902	15,420,592	15,427,101	4,693,951	15,606,611		15,606,611	15,606,611
.9	TOTAL TRANSFERS	1,100,000	2,080,000	2,755,000	1,675,000	2,082,175		2,082,175	2,082,175
	TOTAL FUND APPROPRIATIONS	96,478,735	102,617,033	110,455,001	43,609,824	106,592,457		106,592,457	106,592,457
	TOTAL FUND REVENUES	47,268,666	47,816,801	54,659,260	14,851,021	52,103,989		52,103,989	52,103,989
	TOTAL FUND COST	49,210,069	54,800,232	55,795,741	28,758,803	54,488,468		54,488,468	54,488,468
	TOTAL FUND EMPLOYEE BENEFITS								
8100	FICA	2,064,446	2,185,872	2,196,164	941,808	2,356,244		2,356,244	2,356,244
8200	N.Y.S. RETIREMENT	5,160,442	5,512,212	5,514,926		4,706,257		4,706,257	4,706,257
8300	HEALTH INSURANCE	4,879,846	5,576,648	5,551,247	2,539,336	6,031,614		6,031,614	6,031,614
8311	RETIREE HEALTH	1,356,170	1,609,203	1,631,703	805,412	1,936,586		1,936,586	1,936,586
8400	WORKMENS COMPENSATION	349,095	404,945	401,349	355,869	430,283		430,283	430,283
8500	UNEMPLOYMENT	46,568	47,289	47,289	11,001	45,728		45,728	45,728

OBJECT CODE	ACCOUNT NAME	EXPENDED/ REVENUE 2014	ORIGINAL BUDGET 2015	MODIFIED BUDGET 2015	DEC31-YTD EXP./REL. 2015	DEPARTMENT REQUEST 2016	EST TO ORIG % 2016	BUDGET RECOMM. 2016	ADOPTED 2016
C8668 - COMM DEV RENEWAL(CDBG) SM CITY									
.4	TOTAL CONTRACTUAL EXPENSES								
TOTAL CD8668 APPROPRIATIONS									
TOTAL CD8668 REVENUES									
TOTAL COUNTY COST									

L I V I N G S T O N C O U N T Y B U D G E T

DECEMBER 16, 2015 PAGE 66

OBJECT CODE	ACCOUNT NAME	EXPENDED/ REVENUE 2 0 1 4	ORIGINAL BUDGET 2 0 1 5	MODIFIED BUDGET 2 0 1 5	DEC31-YTD EXP./REL. 2 0 1 5	DEPARTMENT REQUEST 2 0 1 6	EST TO ORIG % 2016	BUDGET RECOMM. 2 0 1 6	ADOPTED 2 0 1 6
C	- FUND TOTALS								
.1	TOTAL PERSONAL SERVICES								
.2	TOTAL EQUIPMENT								
.4	TOTAL CONTRACTUAL EXPENSES								
.6	TOTAL PRINCIPAL ON INDEBTEDNES								
.7	TOTAL INTEREST ON INDEBTEDNESS								
.8	TOTAL EMPLOYEE BENEFITS								
.9	TOTAL TRANSFERS								
	TOTAL FUND APPROPRIATIONS								
	TOTAL FUND REVENUES								
	TOTAL FUND COST								
	TOTAL FUND EMPLOYEE BENEFITS								
8100	FICA								
8200	N.Y.S. RETIREMENT								
8300	HEALTH INSURANCE								
8311	RETIREE HEALTH								
8400	WORKMENS COMPENSATION								
8500	UNEMPLOYMENT								

OBJECT CODE	ACCOUNT NAME	EXPENDED/ REVENUE 2 0 1 4	ORIGINAL BUDGET 2 0 1 5	MODIFIED BUDGET 2 0 1 5	DEC31-YTD EXP./REL. 2 0 1 5	DEPARTMENT REQUEST 2 0 1 6	EST TO ORIG % 2016	BUDGET RECOMM. 2 0 1 6	ADOPTED 2 0 1 6
C1710 - ADMINISTRATION									
.4	TOTAL CONTRACTUAL EXPENSES	15,503	20,000	20,000	13,692	20,000	100.0	20,000	20,000
TOTAL CS1710 APPROPRIATIONS		15,503	20,000	20,000	13,692	20,000	100.0	20,000	20,000
TOTAL CS1710 REVENUES		50,914	50,000	50,000	50,232	50,000	100.0	50,000	50,000
TOTAL COUNTY COST		35,411-	30,000-	30,000-	36,540-	30,000-	100.0	30,000-	30,000-
C1930 - JUDGEMENTS & CLAIMS									
.4	TOTAL CONTRACTUAL EXPENSES	24,292	30,000	30,000	6,529	30,000	100.0	30,000	30,000
TOTAL CS1930 APPROPRIATIONS		24,292	30,000	30,000	6,529	30,000	100.0	30,000	30,000
TOTAL COUNTY COST		24,292	30,000	30,000	6,529	30,000	100.0	30,000	30,000
C9050 - UNEMPL. BENEFITS									
.8	TOTAL EMPLOYEE BENEFITS	68,416	115,000	115,000	11,363	115,000	100.0	115,000	115,000
TOTAL CS9050 APPROPRIATIONS		68,416	115,000	115,000	11,363	115,000	100.0	115,000	115,000
TOTAL CS9050 REVENUES		58,685	115,000	115,000	23,535	115,000	100.0	115,000	115,000
TOTAL COUNTY COST		9,731			12,172-				

OBJECT CODE	ACCOUNT NAME	EXPENDED/ REVENUE 2 0 1 4	ORIGINAL BUDGET 2 0 1 5	MODIFIED BUDGET 2 0 1 5	DEC31-YTD EXP./REL. 2 0 1 5	DEPARTMENT REQUEST 2 0 1 6	EST TO ORIG % 2016	BUDGET RECOMM. 2 0 1 6	ADOPTED 2 0 1 6
C	- FUND TOTALS								
.1	TOTAL PERSONAL SERVICES								
.2	TOTAL EQUIPMENT								
.4	TOTAL CONTRACTUAL EXPENSES	39,795	50,000	50,000	20,221	50,000		50,000	50,000
.6	TOTAL PRINCIPAL ON INDEBTEDNES								
.7	TOTAL INTEREST ON INDEBTEDNESS								
.8	TOTAL EMPLOYEE BENEFITS	68,416	115,000	115,000	11,363	115,000		115,000	115,000
.9	TOTAL TRANSFERS								
	TOTAL FUND APPROPRIATIONS	108,211	165,000	165,000	31,584	165,000		165,000	165,000
	TOTAL FUND REVENUES	109,599	165,000	165,000	73,767	165,000		165,000	165,000
	TOTAL FUND COST	1,388-			42,183-				
	TOTAL FUND EMPLOYEE BENEFITS								
8100	FICA								
8200	N.Y.S. RETIREMENT								
8300	HEALTH INSURANCE								
8311	RETIREE HEALTH								
8400	WORKMENS COMPENSATION								
8500	UNEMPLOYMENT								

OBJECT CODE	ACCOUNT NAME	EXPENDED/ REVENUE 2 0 1 4	ORIGINAL BUDGET 2 0 1 5	MODIFIED BUDGET 2 0 1 5	DEC31-YTD EXP./REL. 2 0 1 5	DEPARTMENT REQUEST 2 0 1 6	EST TO ORIG % 2016	BUDGET RECOMM. 2 0 1 6	ADOPTED 2 0 1 6
D5010 - CTY ROAD ADMINISTRATION									
.1	TOTAL PERSONAL SERVICES	487,736	500,300	500,300	224,827	505,300	101.0	505,300	505,300
.2	TOTAL EQUIPMENT	4,674	11,500	21,116	11,280	25,000	217.4	25,000	25,000
.4	TOTAL CONTRACTUAL EXPENSES	41,297	54,000	54,000	22,231	55,137	102.1	55,137	55,137
.8	TOTAL EMPLOYEE BENEFITS	858,667	1,078,500	1,078,500	291,683	1,081,050	100.2	1,081,050	1,081,050
TOTAL D5010 APPROPRIATIONS		1,392,374	1,644,300	1,653,916	550,021	1,666,487	101.3	1,666,487	1,666,487
TOTAL D5010 REVENUES		45,342	25,100	25,100	39,124	25,100	100.0	25,100	25,100
TOTAL COUNTY COST		1,347,032	1,619,200	1,628,816	510,897	1,641,387	101.4	1,641,387	1,641,387
D5020 - CTY ROAD ENGINEERING									
.1	TOTAL PERSONAL SERVICES	167,073	179,000	179,000	60,922	168,000	93.9	168,000	168,000
.2	TOTAL EQUIPMENT	3,557	8,500	18,755	10,255	8,500	100.0	8,500	8,500
.4	TOTAL CONTRACTUAL EXPENSES	11,524	22,500	22,499	10,777	23,323	103.7	23,323	23,323
.8	TOTAL EMPLOYEE BENEFITS	186							
TOTAL D5020 APPROPRIATIONS		182,340	210,000	220,254	81,954	199,823	95.2	199,823	199,823
TOTAL D5020 REVENUES									
TOTAL COUNTY COST		182,340	210,000	220,254	81,954	199,823	95.2	199,823	199,823
D5021 - SAFE PASSING ZONE STUDY									
.4	TOTAL CONTRACTUAL EXPENSES								
TOTAL D5021 APPROPRIATIONS									

OBJECT CODE	ACCOUNT NAME	EXPENDED/ REVENUE 2 0 1 4	ORIGINAL BUDGET 2 0 1 5	MODIFIED BUDGET 2 0 1 5	DEC31-YTD EXP./REL. 2 0 1 5	DEPARTMENT REQUEST 2 0 1 6	EST TO ORIG % 2016	BUDGET RECOMM. 2 0 1 6	ADOPTED 2 0 1 6
D5021 - SAFE PASSING ZONE STUDY									
TOTAL D5021 REVENUES									
TOTAL COUNTY COST									
D5110 - CTY ROAD MAINTENANCE									
.1	TOTAL PERSONAL SERVICES	531,480	541,000	541,000	322,685	578,000	106.8	578,000	578,000
.4	TOTAL CONTRACTUAL EXPENSES	1,026,655	1,056,250	1,076,943	200,319	1,078,764	102.1	1,078,764	1,078,764
.8	TOTAL EMPLOYEE BENEFITS	5,219			2,849				
.9	TOTAL TRANSFERS	775,557	792,510	792,510		988,166	124.7	988,166	988,166
TOTAL D5110 APPROPRIATIONS		2,338,911	2,389,760	2,410,453	525,853	2,644,930	110.7	2,644,930	2,644,930
TOTAL D5110 REVENUES		7,896,417	7,672,520	7,672,520	7,682,315	8,550,407	111.4	8,550,407	8,550,407
TOTAL COUNTY COST		5,557,506-	5,282,760-	5,262,067-	7,156,462-	5,905,477-	111.8	5,905,477-	5,905,477-
D5111 - COUNTY BRIDGE PROGRAM									
.4	TOTAL CONTRACTUAL EXPENSES	129,989	550,000	550,000	8,312	550,000	100.0	550,000	550,000
.9	TOTAL TRANSFERS	152,319		54,584	54,584				
TOTAL D5111 APPROPRIATIONS		282,308	550,000	604,584	62,896	550,000	100.0	550,000	550,000
TOTAL D5111 REVENUES			5,000	5,000		5,000	100.0	5,000	5,000
TOTAL COUNTY COST		282,308	545,000	599,584	62,896	545,000	100.0	545,000	545,000
D5112 - CHIPS CAPITAL PROJECT - LAF									

OBJECT CODE	ACCOUNT NAME	EXPENDED/ REVENUE 2 0 1 4	ORIGINAL BUDGET 2 0 1 5	MODIFIED BUDGET 2 0 1 5	DEC31-YTD EXP./REL. 2 0 1 5	DEPARTMENT REQUEST 2 0 1 6	EST TO ORIG % 2016	BUDGET RECOMM. 2 0 1 6	ADOPTED 2 0 1 6
D5112 - CHIPS CAPITAL PROJECT - LAF									
.4	TOTAL CONTRACTUAL EXPENSES	1,006,271	1,006,273	1,006,273	11,331	1,006,273	100.0	1,006,273	1,006,273
TOTAL D5112 APPROPRIATIONS		1,006,271	1,006,273	1,006,273	11,331	1,006,273	100.0	1,006,273	1,006,273
TOTAL D5112 REVENUES		1,006,273	1,006,273	1,006,273		1,006,273	100.0	1,006,273	1,006,273
TOTAL COUNTY COST		2-			11,331				
D5113 - CAPITAL PROJECTS CO RD									
.1	TOTAL PERSONAL SERVICES	393,156	541,000	541,000	72,361	578,000	106.8	578,000	578,000
.4	TOTAL CONTRACTUAL EXPENSES	1,281,498	850,000	907,555	83,880	850,000	100.0	850,000	850,000
.9	TOTAL TRANSFERS	775,557	792,510	792,510		988,167	124.7	988,167	988,167
TOTAL D5113 APPROPRIATIONS		2,450,211	2,183,510	2,241,065	156,241	2,416,167	110.7	2,416,167	2,416,167
TOTAL D5113 REVENUES		181,000			7,674				
TOTAL COUNTY COST		2,269,211	2,183,510	2,241,065	148,567	2,416,167	110.7	2,416,167	2,416,167
D5118 - KYSOR-BYERS (CR59)									
.4	TOTAL CONTRACTUAL EXPENSES								
TOTAL D5118 APPROPRIATIONS									
TOTAL D5118 REVENUES									

OBJECT CODE	ACCOUNT NAME	EXPENDED/ REVENUE 2014	ORIGINAL BUDGET 2015	MODIFIED BUDGET 2015	DEC31-YTD EXP./REL. 2015	DEPARTMENT REQUEST 2016	EST TO ORIG % 2016	BUDGET RECOMM. 2016	ADOPTED 2016
D5118 - KYSOR-BYERS (CR59)									
TOTAL COUNTY COST									
D5119 - HUNTS HOLLOW BRIDGE									
TOTAL D5119 REVENUES									
TOTAL COUNTY COST									
D5120 - KNOX STREET BRIDGE									
TOTAL D5120 REVENUES									
TOTAL COUNTY COST									
D5124 - PIONEER ROAD BRIDGE									
.4	TOTAL CONTRACTUAL EXPENSES								
TOTAL D5124 APPROPRIATIONS									
TOTAL D5124 REVENUES									
TOTAL COUNTY COST									
D5125 - SWANSON ROAD BRIDGE									
.4	TOTAL CONTRACTUAL EXPENSES	17,435							
TOTAL D5125 APPROPRIATIONS		17,435							

OBJECT CODE	ACCOUNT NAME	EXPENDED/ REVENUE 2 0 1 4	ORIGINAL BUDGET 2 0 1 5	MODIFIED BUDGET 2 0 1 5	DEC31-YTD EXP./REL. 2 0 1 5	DEPARTMENT REQUEST 2 0 1 6	EST TO ORIG % 2016	BUDGET RECOMM. 2 0 1 6	ADOPTED 2 0 1 6
D5125 - SWANSON ROAD BRIDGE									
TOTAL D5125 REVENUES		4,336-							
TOTAL COUNTY COST		21,771							
D5126 - WILDCAT ROAD BRIDGE									
.4	TOTAL CONTRACTUAL EXPENSES								
TOTAL D5126 APPROPRIATIONS									
TOTAL D5126 REVENUES		60,030-			15,940				
TOTAL COUNTY COST		60,030			15,940-				
D5129 - CR 10 GROVELAND ROAD FSP									
.4	TOTAL CONTRACTUAL EXPENSES								
TOTAL D5129 APPROPRIATIONS									
TOTAL D5129 REVENUES									
TOTAL COUNTY COST									
D5130 - CHIPS CAPITAL - T.I.F									
.4	TOTAL CONTRACTUAL EXPENSES	636,780	636,782	636,782	88,584	636,782	100.0	636,782	636,782
TOTAL D5130 APPROPRIATIONS		636,780	636,782	636,782	88,584	636,782	100.0	636,782	636,782

OBJECT CODE	ACCOUNT NAME	EXPENDED/ REVENUE 2014	ORIGINAL BUDGET 2015	MODIFIED BUDGET 2015	DEC31-YTD EXP./REL. 2015	DEPARTMENT REQUEST 2016	EST TO ORIG % 2016	BUDGET RECOMM. 2016	ADOPTED 2016
D5130 - CHIPS CAPITAL - T.I.F									
TOTAL D5130 REVENUES		636,782	636,782	636,782		636,782	100.0	636,782	636,782
TOTAL COUNTY COST		2-			88,584				
D5131 - OLD STATE ROAD BRIDGE									
.4	TOTAL CONTRACTUAL EXPENSES	10,250							
TOTAL D5131 APPROPRIATIONS		10,250							
TOTAL D5131 REVENUES		8,200							
TOTAL COUNTY COST		2,050							
D5132 - MAPLE BEACH ROAD									
.4	TOTAL CONTRACTUAL EXPENSES								
TOTAL D5132 APPROPRIATIONS									
TOTAL D5132 REVENUES									
TOTAL COUNTY COST									
D5133 - WOODSVILLE ROAD BRIDGE									
.4	TOTAL CONTRACTUAL EXPENSES	16,785	10,000	10,000					
TOTAL D5133 APPROPRIATIONS		16,785	10,000	10,000					

OBJECT CODE	ACCOUNT NAME	EXPENDED/ REVENUE 2 0 1 4	ORIGINAL BUDGET 2 0 1 5	MODIFIED BUDGET 2 0 1 5	DEC31-YTD EXP./REL. 2 0 1 5	DEPARTMENT REQUEST 2 0 1 6	EST TO ORIG % 2016	BUDGET RECOMM. 2 0 1 6	ADOPTED 2 0 1 6
D5133 - WOODSVILLE ROAD BRIDGE									
TOTAL D5133 REVENUES		14,095	10,000	10,000					
TOTAL COUNTY COST		2,690							
D5134 - 2 BRIDGES PM									
.4	TOTAL CONTRACTUAL EXPENSES	59,690	1,000	1,000					
TOTAL D5134 APPROPRIATIONS		59,690	1,000	1,000					
TOTAL D5134 REVENUES		26,505	950	950	3,965				
TOTAL COUNTY COST		33,185	50	50	3,965-				
D5135 - WALNUT STREET BRIDGE									
.4	TOTAL CONTRACTUAL EXPENSES	107,375-	80,000	80,000					
TOTAL D5135 APPROPRIATIONS		107,375-	80,000	80,000					
TOTAL D5135 REVENUES		435,027	76,000	76,000					
TOTAL COUNTY COST		542,402-	4,000	4,000					
D5136 - CHIPS 2015 SEVERE WINTER									
.4	TOTAL CONTRACTUAL EXPENSES	137,998		172,498					
TOTAL D5136 APPROPRIATIONS		137,998		172,498					

OBJECT CODE	ACCOUNT NAME	EXPENDED/ REVENUE 2 0 1 4	ORIGINAL BUDGET 2 0 1 5	MODIFIED BUDGET 2 0 1 5	DEC31-YTD EXP./REL. 2 0 1 5	DEPARTMENT REQUEST 2 0 1 6	EST TO ORIG % 2016	BUDGET RECOMM. 2 0 1 6	ADOPTED 2 0 1 6
D5136 - CHIPS 2015 SEVERE WINTER									
TOTAL D5136 REVENUES		137,998		172,498					
TOTAL COUNTY COST									
D5137 - 4 BRIDGES PM									
.4	TOTAL CONTRACTUAL EXPENSES		127,000	127,000		1,800,000	1417.3	1,800,000	1,800,000
TOTAL D5137 APPROPRIATIONS			127,000	127,000		1,800,000	1417.3	1,800,000	1,800,000
TOTAL D5137 REVENUES			101,600	101,600		1,482,150	1458.8	1,482,150	1,482,150
TOTAL COUNTY COST			25,400	25,400		317,850	1251.4	317,850	317,850
D5138 - APPLINVILLE ROAD BRIDGE									
.4	TOTAL CONTRACTUAL EXPENSES		218,000	218,000	6,547	105,000	48.2	105,000	105,000
TOTAL D5138 APPROPRIATIONS			218,000	218,000	6,547	105,000	48.2	105,000	105,000
TOTAL D5138 REVENUES			174,400	174,400	5,238	91,750	52.6	91,750	91,750
TOTAL COUNTY COST			43,600	43,600	1,309	13,250	30.4	13,250	13,250
D5140 - HAZARD MITIGATION MAINTENANCE									
.4	TOTAL CONTRACTUAL EXPENSES		32,000	32,000		32,000	100.0	32,000	32,000
TOTAL D5140 APPROPRIATIONS			32,000	32,000		32,000	100.0	32,000	32,000

OBJECT CODE	ACCOUNT NAME	EXPENDED/ REVENUE 2014	ORIGINAL BUDGET 2015	MODIFIED BUDGET 2015	DEC31-YTD EXP./REL. 2015	DEPARTMENT REQUEST 2016	EST TO ORIG % 2016	BUDGET RECOMM. 2016	ADOPTED 2016
D5140 - HAZARD MITIGATION MAINTENANCE									
TOTAL COUNTY COST			32,000	32,000		32,000	100.0	32,000	32,000
D5142 - CTY ROAD SNOW REMOVAL									
.4	TOTAL CONTRACTUAL EXPENSES	968,120	970,000	970,000	645,413	1,090,000	112.4	1,090,000	1,090,000
TOTAL D5142 APPROPRIATIONS		968,120	970,000	970,000	645,413	1,090,000	112.4	1,090,000	1,090,000
TOTAL COUNTY COST		968,120	970,000	970,000	645,413	1,090,000	112.4	1,090,000	1,090,000
D5144 - STATE SNOW AND ICE									
.4	TOTAL CONTRACTUAL EXPENSES	800,000	800,000	800,000	829,454	800,000	100.0	800,000	800,000
TOTAL D5144 APPROPRIATIONS		800,000	800,000	800,000	829,454	800,000	100.0	800,000	800,000
TOTAL D5144 REVENUES		929,347	800,000	800,000	725,186	800,000	100.0	800,000	800,000
TOTAL COUNTY COST		129,347-			104,268				

OBJECT CODE	ACCOUNT NAME	EXPENDED/ REVENUE 2 0 1 4	ORIGINAL BUDGET 2 0 1 5	MODIFIED BUDGET 2 0 1 5	DEC31-YTD EXP./REL. 2 0 1 5	DEPARTMENT REQUEST 2 0 1 6	EST TO ORIG % 2016	BUDGET RECOMM. 2 0 1 6	ADOPTED 2 0 1 6
D	- FUND TOTALS								
.1	TOTAL PERSONAL SERVICES	1,579,445	1,761,300	1,761,300	680,795	1,829,300		1,829,300	1,829,300
.2	TOTAL EQUIPMENT	8,231	20,000	39,871	21,535	33,500		33,500	33,500
.4	TOTAL CONTRACTUAL EXPENSES	6,036,917	6,413,805	6,664,550	1,906,848	8,027,279		8,027,279	8,027,279
.6	TOTAL PRINCIPAL ON INDEBTEDNES								
.7	TOTAL INTEREST ON INDEBTEDNESS								
.8	TOTAL EMPLOYEE BENEFITS	864,072	1,078,500	1,078,500	294,532	1,081,050		1,081,050	1,081,050
.9	TOTAL TRANSFERS	1,703,433	1,585,020	1,639,604	54,584	1,976,333		1,976,333	1,976,333
	TOTAL FUND APPROPRIATIONS	10,192,098	10,858,625	11,183,825	2,958,294	12,947,462		12,947,462	12,947,462
	TOTAL FUND REVENUES	11,252,620	10,508,625	10,681,123	8,479,442	12,597,462		12,597,462	12,597,462
	TOTAL FUND COST	1,060,522-	350,000	502,702	5,521,148-	350,000		350,000	350,000
	TOTAL FUND EMPLOYEE BENEFITS								
8100	FICA	117,505	129,000	129,000	50,382	140,000		140,000	140,000
8200	N.Y.S. RETIREMENT	286,887	355,000	355,000		290,000		290,000	290,000
8300	HEALTH INSURANCE	371,182	438,000	438,000	188,129	469,000		469,000	469,000
8311	RETIREE HEALTH	63,793	104,000	104,000	44,352	125,000		125,000	125,000
8400	WORKMENS COMPENSATION	6,801	25,500	25,500	7,387	28,050		28,050	28,050
8500	UNEMPLOYMENT	10,000	20,000	20,000		20,000		20,000	20,000

OBJECT CODE	ACCOUNT NAME	EXPENDED/ REVENUE 2014	ORIGINAL BUDGET 2015	MODIFIED BUDGET 2015	DEC31-YTD EXP./REL. 2015	DEPARTMENT REQUEST 2016	EST TO ORIG % 2016	BUDGET RECOMM. 2016	ADOPTED 2016
D5130 - MACHINERY FUND									
.1	TOTAL PERSONAL SERVICES	220,657	239,000	239,000	101,089	321,000	134.3	321,000	321,000
.2	TOTAL EQUIPMENT	279,548	483,000	656,359	196,087	528,000	109.3	528,000	528,000
.4	TOTAL CONTRACTUAL EXPENSES	1,047,779	735,700	1,251,206	435,996	955,333	129.9	955,333	955,333
.8	TOTAL EMPLOYEE BENEFITS	149,106	180,320	180,320	67,214	225,000	124.8	225,000	225,000
TOTAL DM5130 APPROPRIATIONS		1,697,090	1,638,020	2,326,885	800,386	2,029,333	123.9	2,029,333	2,029,333
TOTAL DM5130 REVENUES		2,014,109	1,638,020	2,099,106	165,915	2,029,333	123.9	2,029,333	2,029,333
TOTAL COUNTY COST		317,019-		227,779	634,471				

OBJECT CODE	ACCOUNT NAME	EXPENDED/ REVENUE 2 0 1 4	ORIGINAL BUDGET 2 0 1 5	MODIFIED BUDGET 2 0 1 5	DEC31-YTD EXP./REL. 2 0 1 5	DEPARTMENT REQUEST 2 0 1 6	EST TO ORIG % 2016	BUDGET RECOMM. 2 0 1 6	ADOPTED 2 0 1 6
D	- FUND TOTALS								
.1	TOTAL PERSONAL SERVICES	220,657	239,000	239,000	101,089	321,000		321,000	321,000
.2	TOTAL EQUIPMENT	279,548	483,000	656,359	196,087	528,000		528,000	528,000
.4	TOTAL CONTRACTUAL EXPENSES	1,047,779	735,700	1,251,206	435,996	955,333		955,333	955,333
.6	TOTAL PRINCIPAL ON INDEBTEDNES								
.7	TOTAL INTEREST ON INDEBTEDNESS								
.8	TOTAL EMPLOYEE BENEFITS	149,106	180,320	180,320	67,214	225,000		225,000	225,000
.9	TOTAL TRANSFERS								
	TOTAL FUND APPROPRIATIONS	1,697,090	1,638,020	2,326,885	800,386	2,029,333		2,029,333	2,029,333
	TOTAL FUND REVENUES	2,014,109	1,638,020	2,099,106	165,915	2,029,333		2,029,333	2,029,333
	TOTAL FUND COST	317,019-		227,779	634,471				
	TOTAL FUND EMPLOYEE BENEFITS								
8100	FICA	15,995	17,000	17,000	7,179	26,000		26,000	26,000
8200	N.Y.S. RETIREMENT	37,079	45,000	45,000		43,000		43,000	43,000
8300	HEALTH INSURANCE	56,009	65,000	65,000	31,589	96,000		96,000	96,000
8311	RETIREE HEALTH	36,814	50,000	50,000	24,304	55,000		55,000	55,000
8400	WORKMENS COMPENSATION	3,209	3,320	3,320	3,528	3,700		3,700	3,700
8500	UNEMPLOYMENT								

OBJECT CODE	ACCOUNT NAME	EXPENDED/ REVENUE 2 0 1 4	ORIGINAL BUDGET 2 0 1 5	MODIFIED BUDGET 2 0 1 5	DEC31-YTD EXP./REL. 2 0 1 5	DEPARTMENT REQUEST 2 0 1 6	EST TO ORIG % 2016	BUDGET RECOMM. 2 0 1 6	ADOPTED 2 0 1 6
E6120 - CTR FOR NURSING/REHABILITATION									
.1	TOTAL PERSONAL SERVICES	11,854,664	12,479,660	12,479,660	5,495,890	12,846,463	102.9	12,846,463	12,846,463
.2	TOTAL EQUIPMENT	790,746	789,665	789,665	284,683	488,565	61.9	488,565	488,565
.4	TOTAL CONTRACTUAL EXPENSES	6,556,914	7,652,654	7,652,654	1,449,074	7,584,658	99.1	7,584,658	7,584,658
.6	TOTAL PRINCIPAL ON INDEBTEDNES	1,135,600	1,173,800	1,173,800	1,173,800	1,083,689	92.3	1,083,689	1,083,689
.7	TOTAL INTEREST ON INDEBTEDNESS	1,162,228	1,126,160	1,126,160	574,757	1,226,200	108.9	1,226,200	1,226,200
.8	TOTAL EMPLOYEE BENEFITS	7,052,406	7,638,300	7,638,300	1,932,689	7,967,900	104.3	7,967,900	7,967,900
TOTAL E6120 APPROPRIATIONS		28,552,558	30,860,239	30,860,239	10,910,893	31,197,475	101.1	31,197,475	31,197,475
TOTAL E6120 REVENUES		29,811,133	30,860,239	30,860,239	12,627,562	31,197,475	101.1	31,197,475	31,197,475
TOTAL COUNTY COST		1,258,575-			1,716,669-				

OBJECT CODE	ACCOUNT NAME	EXPENDED/ REVENUE 2 0 1 4	ORIGINAL BUDGET 2 0 1 5	MODIFIED BUDGET 2 0 1 5	DEC31-YTD EXP./REL. 2 0 1 5	DEPARTMENT REQUEST 2 0 1 6	EST TO ORIG % 2016	BUDGET RECOMM. 2 0 1 6	ADOPTED 2 0 1 6
E	- FUND TOTALS								
.1	TOTAL PERSONAL SERVICES	11,854,664	12,479,660	12,479,660	5,495,890	12,846,463		12,846,463	12,846,463
.2	TOTAL EQUIPMENT	790,746	789,665	789,665	284,683	488,565		488,565	488,565
.4	TOTAL CONTRACTUAL EXPENSES	6,556,914	7,652,654	7,652,654	1,449,074	7,584,658		7,584,658	7,584,658
.6	TOTAL PRINCIPAL ON INDEBTEDNES	1,135,600	1,173,800	1,173,800	1,173,800	1,083,689		1,083,689	1,083,689
.7	TOTAL INTEREST ON INDEBTEDNESS	1,162,228	1,126,160	1,126,160	574,757	1,226,200		1,226,200	1,226,200
.8	TOTAL EMPLOYEE BENEFITS	7,052,406	7,638,300	7,638,300	1,932,689	7,967,900		7,967,900	7,967,900
.9	TOTAL TRANSFERS								
	TOTAL FUND APPROPRIATIONS	28,552,558	30,860,239	30,860,239	10,910,893	31,197,475		31,197,475	31,197,475
	TOTAL FUND REVENUES	29,811,133	30,860,239	30,860,239	12,627,562	31,197,475		31,197,475	31,197,475
	TOTAL FUND COST	1,258,575-			1,716,669-				
	TOTAL FUND EMPLOYEE BENEFITS								
8100	FICA	877,518	955,000	955,000	404,797	990,000		990,000	990,000
8200	N.Y.S. RETIREMENT	2,062,257	2,163,300	2,163,300	1,392	2,210,000		2,210,000	2,210,000
8300	HEALTH INSURANCE	1,962,853	2,150,000	2,150,000	1,047,644	2,390,000		2,390,000	2,390,000
8311	RETIREE HEALTH	468,032	525,000	525,000	270,829	560,000		560,000	560,000
8400	WORKMENS COMPENSATION	1,671,379	1,800,000	1,800,000	200,494	1,779,900		1,779,900	1,779,900
8500	UNEMPLOYMENT	6,520	40,000	40,000	3,900	30,000		30,000	30,000

OBJECT CODE	ACCOUNT NAME	EXPENDED/ REVENUE 2014	ORIGINAL BUDGET 2015	MODIFIED BUDGET 2015	DEC31-YTD EXP./REL. 2015	DEPARTMENT REQUEST 2016	EST TO ORIG % 2016	BUDGET RECOMM. 2016	ADOPTED 2016
F1000 - WATER FUND									
TOTAL F1000 REVENUES		1,407			372				
TOTAL COUNTY COST		1,407-			372-				
F8310 - WATER ADMINISTRATION									
.4	TOTAL CONTRACTUAL EXPENSES	1,498	11,000	11,000	374	11,000	100.0	11,000	11,000
TOTAL F8310 APPROPRIATIONS		1,498	11,000	11,000	374	11,000	100.0	11,000	11,000
TOTAL F8310 REVENUES			11,000	11,000		11,000	100.0	11,000	11,000
TOTAL COUNTY COST		1,498			374				
F9710 - BOND									
.6	TOTAL PRINCIPAL ON INDEBTEDNES	157,400	160,200	160,200	136,200	168,800	105.4	168,800	168,800
.7	TOTAL INTEREST ON INDEBTEDNESS	118,209	114,359	114,359	58,073	109,880	96.1	109,880	109,880
.9	TOTAL TRANSFERS								
TOTAL F9710 APPROPRIATIONS		275,609	274,559	274,559	194,273	278,680	101.5	278,680	278,680
TOTAL F9710 REVENUES		343,204	274,559	274,559	344,002	278,680	101.5	278,680	278,680
TOTAL COUNTY COST		67,595-			149,729-				

OBJECT CODE	ACCOUNT NAME	EXPENDED/ REVENUE 2 0 1 4	ORIGINAL BUDGET 2 0 1 5	MODIFIED BUDGET 2 0 1 5	DEC31-YTD EXP./REL. 2 0 1 5	DEPARTMENT REQUEST 2 0 1 6	EST TO ORIG % 2016	BUDGET RECOMM. 2 0 1 6	ADOPTED 2 0 1 6
F	- FUND TOTALS								
.1	TOTAL PERSONAL SERVICES								
.2	TOTAL EQUIPMENT								
.4	TOTAL CONTRACTUAL EXPENSES	1,498	11,000	11,000	374	11,000		11,000	11,000
.6	TOTAL PRINCIPAL ON INDEBTEDNES	157,400	160,200	160,200	136,200	168,800		168,800	168,800
.7	TOTAL INTEREST ON INDEBTEDNESS	118,209	114,359	114,359	58,073	109,880		109,880	109,880
.8	TOTAL EMPLOYEE BENEFITS								
.9	TOTAL TRANSFERS								
	TOTAL FUND APPROPRIATIONS	277,107	285,559	285,559	194,647	289,680		289,680	289,680
	TOTAL FUND REVENUES	344,611	285,559	285,559	344,374	289,680		289,680	289,680
	TOTAL FUND COST	67,504-			149,727-				
	TOTAL FUND EMPLOYEE BENEFITS								
8100	FICA								
8200	N.Y.S. RETIREMENT								
8300	HEALTH INSURANCE								
8311	RETIREE HEALTH								
8400	WORKMENS COMPENSATION								
8500	UNEMPLOYMENT								

OBJECT CODE	ACCOUNT NAME	EXPENDED/ REVENUE 2 0 1 4	ORIGINAL BUDGET 2 0 1 5	MODIFIED BUDGET 2 0 1 5	DEC31-YTD EXP./REL. 2 0 1 5	DEPARTMENT REQUEST 2 0 1 6	EST TO ORIG % 2016	BUDGET RECOMM. 2 0 1 6	ADOPTED 2 0 1 6
G8310 - SEWER ADMINISTRATION									
.4	TOTAL CONTRACTUAL EXPENSES	587	3,000	3,000	50	3,000	100.0	3,000	3,000
TOTAL G8310 APPROPRIATIONS		587	3,000	3,000	50	3,000	100.0	3,000	3,000
TOTAL G8310 REVENUES		5,255-	3,000	3,000		3,000	100.0	3,000	3,000
TOTAL COUNTY COST		5,842			50				
G9710 - SERIAL BOND									
.6	TOTAL PRINCIPAL ON INDEBTEDNES	44,000	71,938	71,938	10,000	71,938	100.0	71,938	71,938
.7	TOTAL INTEREST ON INDEBTEDNESS	5,109	9,758	9,758	2,232	9,387	96.2	9,387	9,387
TOTAL G9710 APPROPRIATIONS		49,109	81,696	81,696	12,232	81,325	99.5	81,325	81,325
TOTAL G9710 REVENUES		92,971	81,696	81,696	95,076	81,325	99.5	81,325	81,325
TOTAL COUNTY COST		43,862-			82,844-				

OBJECT CODE	ACCOUNT NAME	EXPENDED/ REVENUE 2 0 1 4	ORIGINAL BUDGET 2 0 1 5	MODIFIED BUDGET 2 0 1 5	DEC31-YTD EXP./REL. 2 0 1 5	DEPARTMENT REQUEST 2 0 1 6	EST TO ORIG % 2016	BUDGET RECOMM. 2 0 1 6	ADOPTED 2 0 1 6
G	- FUND TOTALS								
.1	TOTAL PERSONAL SERVICES								
.2	TOTAL EQUIPMENT								
.4	TOTAL CONTRACTUAL EXPENSES	587	3,000	3,000	50	3,000		3,000	3,000
.6	TOTAL PRINCIPAL ON INDEBTEDNES	44,000	71,938	71,938	10,000	71,938		71,938	71,938
.7	TOTAL INTEREST ON INDEBTEDNESS	5,109	9,758	9,758	2,232	9,387		9,387	9,387
.8	TOTAL EMPLOYEE BENEFITS								
.9	TOTAL TRANSFERS								
	TOTAL FUND APPROPRIATIONS	49,696	84,696	84,696	12,282	84,325		84,325	84,325
	TOTAL FUND REVENUES	87,716	84,696	84,696	95,076	84,325		84,325	84,325
	TOTAL FUND COST	38,020-			82,794-				
	TOTAL FUND EMPLOYEE BENEFITS								
8100	FICA								
8200	N.Y.S. RETIREMENT								
8300	HEALTH INSURANCE								
8311	RETIREE HEALTH								
8400	WORKMENS COMPENSATION								
8500	UNEMPLOYMENT								

OBJECT CODE	ACCOUNT NAME	EXPENDED/ REVENUE 2014	ORIGINAL BUDGET 2015	MODIFIED BUDGET 2015	DEC31-YTD EXP./REL. 2015	DEPARTMENT REQUEST 2016	EST TO ORIG % 2016	BUDGET RECOMM. 2016	ADOPTED 2016
J6292 - WIA - LIVINGSTON									
.1	TOTAL PERSONAL SERVICES	157,194	192,000	192,000	73,441	140,000	72.9	140,000	140,000
.2	TOTAL EQUIPMENT	1,133	2,000	2,000		3,000	150.0	3,000	3,000
.4	TOTAL CONTRACTUAL EXPENSES	191,222	119,700	300,669	137,194	125,000	104.4	125,000	125,000
.8	TOTAL EMPLOYEE BENEFITS	63,138	86,000	86,000	18,280	73,000	84.9	73,000	73,000
TOTAL J6292 APPROPRIATIONS		412,687	399,700	580,669	228,915	341,000	85.3	341,000	341,000
TOTAL J6292 REVENUES		418,326	399,700	579,700	8,504	341,000	85.3	341,000	341,000
TOTAL COUNTY COST		5,639-		969	220,411				
J6293 - GLOW YOUTH PROGRAMS									
.4	TOTAL CONTRACTUAL EXPENSES	21,587	75,000	75,000	24,270				
TOTAL J6293 APPROPRIATIONS		21,587	75,000	75,000	24,270				
TOTAL J6293 REVENUES		21,587	75,000	75,000					
TOTAL COUNTY COST					24,270				
J6294 - GLOW DPN									
.2	TOTAL EQUIPMENT								
.4	TOTAL CONTRACTUAL EXPENSES	38,714							
TOTAL J6294 APPROPRIATIONS		38,714							
TOTAL J6294 REVENUES		38,714							

OBJECT CODE	ACCOUNT NAME	EXPENDED/ REVENUE 2 0 1 4	ORIGINAL BUDGET 2 0 1 5	MODIFIED BUDGET 2 0 1 5	DEC31-YTD EXP./REL. 2 0 1 5	DEPARTMENT REQUEST 2 0 1 6	EST TO ORIG % 2016	BUDGET RECOMM. 2 0 1 6	ADOPTED 2 0 1 6
J6294 - GLOW DPN									
TOTAL COUNTY COST									
J6295 - SUMMER YOUTH EMPLOYMENT PROG.									
.1	TOTAL PERSONAL SERVICES	9,246	15,000	15,000	4,281				
.2	TOTAL EQUIPMENT								
.4	TOTAL CONTRACTUAL EXPENSES	2,653	17,200	17,200	396				
.8	TOTAL EMPLOYEE BENEFITS	3,951	1,850	1,850	566				
TOTAL J6295 APPROPRIATIONS		15,850	34,050	34,050	5,243				
TOTAL J6295 REVENUES		15,855	34,050	34,050					
TOTAL COUNTY COST		5-			5,243				
J6297 - WIA - WIB/GR									
.1	TOTAL PERSONAL SERVICES					152,000		152,000	152,000
.2	TOTAL EQUIPMENT					37,000		37,000	37,000
.4	TOTAL CONTRACTUAL EXPENSES					449,500		449,500	449,500
.8	TOTAL EMPLOYEE BENEFITS					70,000		70,000	70,000
TOTAL J6297 APPROPRIATIONS						708,500		708,500	708,500
TOTAL J6297 REVENUES						708,500		708,500	708,500
TOTAL COUNTY COST									
J6298 - WIA YOUTH PROGRAM									
.1	TOTAL PERSONAL SERVICES	65,222	87,500	87,500	43,303	17,000	19.4	17,000	17,000
.2	TOTAL EQUIPMENT	366	500	500					

OBJECT CODE	ACCOUNT NAME	EXPENDED/ REVENUE 2014	ORIGINAL BUDGET 2015	MODIFIED BUDGET 2015	DEC31-YTD EXP./REL. 2015	DEPARTMENT REQUEST 2016	EST TO ORIG % 2016	BUDGET RECOMM. 2016	ADOPTED 2016
J6298 - WIA YOUTH PROGRAM									
.4	TOTAL CONTRACTUAL EXPENSES	15,108	20,700	20,884	11,662	3,000	14.5	3,000	3,000
.8	TOTAL EMPLOYEE BENEFITS	22,032	24,500	24,500	8,300	3,000	12.2	3,000	3,000
TOTAL J6298 REVENUES		97,385	133,200	133,200		23,000	17.3	23,000	23,000
TOTAL COUNTY COST		5,343		184	63,265				

OBJECT CODE	ACCOUNT NAME	EXPENDED/ REVENUE 2 0 1 4	ORIGINAL BUDGET 2 0 1 5	MODIFIED BUDGET 2 0 1 5	DEC31-YTD EXP./REL. 2 0 1 5	DEPARTMENT REQUEST 2 0 1 6	EST TO ORIG % 2016	BUDGET RECOMM. 2 0 1 6	ADOPTED 2 0 1 6
J	- FUND TOTALS								
.1	TOTAL PERSONAL SERVICES	231,662	294,500	294,500	121,025	309,000		309,000	309,000
.2	TOTAL EQUIPMENT	1,499	2,500	2,500		40,000		40,000	40,000
.4	TOTAL CONTRACTUAL EXPENSES	269,284	232,600	413,753	173,522	577,500		577,500	577,500
.6	TOTAL PRINCIPAL ON INDEBTEDNES								
.7	TOTAL INTEREST ON INDEBTEDNESS								
.8	TOTAL EMPLOYEE BENEFITS	89,121	112,350	112,350	27,146	146,000		146,000	146,000
.9	TOTAL TRANSFERS								
	TOTAL FUND APPROPRIATIONS	591,566	641,950	823,103	321,693	1,072,500		1,072,500	1,072,500
	TOTAL FUND REVENUES	591,867	641,950	821,950	8,504	1,072,500		1,072,500	1,072,500
	TOTAL FUND COST	301-		1,153	313,189				
	TOTAL FUND EMPLOYEE BENEFITS								
8100	FICA	17,246	21,550	21,550	9,020	25,000		25,000	25,000
8200	N.Y.S. RETIREMENT	43,048	45,700	45,700		52,000		52,000	52,000
8300	HEALTH INSURANCE	19,781	35,750	35,750	9,970	52,000		52,000	52,000
8311	RETIREE HEALTH	2,999			2,135				
8400	WORKMENS COMPENSATION	3,534	3,600	3,600	4,118	7,000		7,000	7,000
8500	UNEMPLOYMENT		1,200	1,200		2,000		2,000	2,000

OBJECT CODE	ACCOUNT NAME	EXPENDED/ REVENUE 2014	ORIGINAL BUDGET 2015	MODIFIED BUDGET 2015	DEC31-YTD EXP./REL. 2015	DEPARTMENT REQUEST 2016	EST TO ORIG % 2016	BUDGET RECOMM. 2016	ADOPTED 2016
M1710 - ADMINISTRATION									
.4	TOTAL CONTRACTUAL EXPENSES	843,603	823,300	823,300	405,220	744,900	90.5	744,900	744,900
TOTAL M1710 APPROPRIATIONS		843,603	823,300	823,300	405,220	744,900	90.5	744,900	744,900
TOTAL M1710 REVENUES		1,226,918	1,294,300	1,294,300	1,286,158	1,256,900	97.1	1,256,900	1,256,900
TOTAL COUNTY COST		383,315-	471,000-	471,000-	880,938-	512,000-	108.7	512,000-	512,000-
M1930 - JUDGEMENTS & CLAIMS									
.4	TOTAL CONTRACTUAL EXPENSES	4,798,405	2,691,000	2,691,000	934,650	2,607,000	96.9	2,607,000	2,607,000
TOTAL M1930 APPROPRIATIONS		4,798,405	2,691,000	2,691,000	934,650	2,607,000	96.9	2,607,000	2,607,000
TOTAL M1930 REVENUES		2,148,033	2,220,000	2,220,000	343,283	2,220,000	100.0	2,220,000	2,220,000
TOTAL COUNTY COST		2,650,372	471,000	471,000	591,367	387,000	82.2	387,000	387,000
M9568 - CONTRIBUTED RESERVE									
.4	TOTAL CONTRACTUAL EXPENSES				164,000	125,000		125,000	125,000
TOTAL M9568 APPROPRIATIONS					164,000	125,000		125,000	125,000
TOTAL COUNTY COST					164,000	125,000		125,000	125,000

OBJECT CODE	ACCOUNT NAME	EXPENDED/ REVENUE 2 0 1 4	ORIGINAL BUDGET 2 0 1 5	MODIFIED BUDGET 2 0 1 5	DEC31-YTD EXP./REL. 2 0 1 5	DEPARTMENT REQUEST 2 0 1 6	EST TO ORIG % 2016	BUDGET RECOMM. 2 0 1 6	ADOPTED 2 0 1 6
M	- FUND TOTALS								
.1	TOTAL PERSONAL SERVICES								
.2	TOTAL EQUIPMENT								
.4	TOTAL CONTRACTUAL EXPENSES	5,642,008	3,514,300	3,514,300	1,503,870	3,476,900		3,476,900	3,476,900
.6	TOTAL PRINCIPAL ON INDEBTEDNES								
.7	TOTAL INTEREST ON INDEBTEDNESS								
.8	TOTAL EMPLOYEE BENEFITS								
.9	TOTAL TRANSFERS								
	TOTAL FUND APPROPRIATIONS	5,642,008	3,514,300	3,514,300	1,503,870	3,476,900		3,476,900	3,476,900
	TOTAL FUND REVENUES	3,374,951	3,514,300	3,514,300	1,629,441	3,476,900		3,476,900	3,476,900
	TOTAL FUND COST	2,267,057			125,571-				
	TOTAL FUND EMPLOYEE BENEFITS								
8100	FICA								
8200	N.Y.S. RETIREMENT								
8300	HEALTH INSURANCE								
8311	RETIREE HEALTH								
8400	WORKMENS COMPENSATION								
8500	UNEMPLOYMENT								

OBJECT CODE	ACCOUNT NAME	EXPENDED/ REVENUE 2014	ORIGINAL BUDGET 2015	MODIFIED BUDGET 2015	DEC31-YTD EXP./REL. 2015	DEPARTMENT REQUEST 2016	EST TO ORIG % 2016	BUDGET RECOMM. 2016	ADOPTED 2016
M1710 - ADMINISTRATION									
.4	TOTAL CONTRACTUAL EXPENSES	954,428			440,121				
TOTAL MS1710 APPROPRIATIONS		954,428			440,121				
TOTAL MS1710 REVENUES		514			225				
TOTAL COUNTY COST		953,914			439,896				
M1930 - JUDGEMENTS & CLAIMS									
.4	TOTAL CONTRACTUAL EXPENSES	9,441,090			5,148,720				
TOTAL MS1930 APPROPRIATIONS		9,441,090			5,148,720				
TOTAL MS1930 REVENUES		10,830,692			5,697,320				
TOTAL COUNTY COST		1,389,602-			548,600-				
M9950 - TRANSFER TO OTHER FUNDS									
.9	TOTAL TRANSFERS			375,000	375,000				
TOTAL MS9950 APPROPRIATIONS				375,000	375,000				
TOTAL COUNTY COST				375,000	375,000				

OBJECT CODE	ACCOUNT NAME	EXPENDED/ REVENUE 2 0 1 4	ORIGINAL BUDGET 2 0 1 5	MODIFIED BUDGET 2 0 1 5	DEC31-YTD EXP./REL. 2 0 1 5	DEPARTMENT REQUEST 2 0 1 6	EST TO ORIG % 2016	BUDGET RECOMM. 2 0 1 6	ADOPTED 2 0 1 6
M	- FUND TOTALS								
.1	TOTAL PERSONAL SERVICES								
.2	TOTAL EQUIPMENT								
.4	TOTAL CONTRACTUAL EXPENSES	10,395,518			5,588,841				
.6	TOTAL PRINCIPAL ON INDEBTEDNES								
.7	TOTAL INTEREST ON INDEBTEDNESS								
.8	TOTAL EMPLOYEE BENEFITS								
.9	TOTAL TRANSFERS			375,000	375,000				
	TOTAL FUND APPROPRIATIONS	10,395,518		375,000	5,963,841				
	TOTAL FUND REVENUES	10,831,206			5,697,545				
	TOTAL FUND COST	435,688-		375,000	266,296				
	TOTAL FUND EMPLOYEE BENEFITS								
8100	FICA								
8200	N.Y.S. RETIREMENT								
8300	HEALTH INSURANCE								
8311	RETIREE HEALTH								
8400	WORKMENS COMPENSATION								
8500	UNEMPLOYMENT								

OBJECT CODE	ACCOUNT NAME	EXPENDED/ REVENUE 2 0 1 4	ORIGINAL BUDGET 2 0 1 5	MODIFIED BUDGET 2 0 1 5	DEC31-YTD EXP./REL. 2 0 1 5	DEPARTMENT REQUEST 2 0 1 6	EST TO ORIG % 2016	BUDGET RECOMM. 2 0 1 6	ADOPTED 2 0 1 6
T8002 - CAMPUS SNF MEMORIAL FUNDS									
TOTAL TE8002 REVENUES									
TOTAL COUNTY COST									
T8003 - HOSPICE TRUST									
.4	TOTAL CONTRACTUAL EXPENSES	14,894			17,658				
TOTAL TE8003 APPROPRIATIONS		14,894			17,658				
TOTAL TE8003 REVENUES		27,650			20,792				
TOTAL COUNTY COST		12,756-			3,134-				
T8004 - SNF RESIDENTS MEMORIAL FD									
.4	TOTAL CONTRACTUAL EXPENSES	2,762			89				
TOTAL TE8004 APPROPRIATIONS		2,762			89				
TOTAL TE8004 REVENUES		1,650			817				
TOTAL COUNTY COST		1,112			728-				
T8005 - WIC DONATION									
TOTAL TE8005 REVENUES		13			4				

OBJECT CODE	ACCOUNT NAME	EXPENDED/ REVENUE 2 0 1 4	ORIGINAL BUDGET 2 0 1 5	MODIFIED BUDGET 2 0 1 5	DEC31-YTD EXP./REL. 2 0 1 5	DEPARTMENT REQUEST 2 0 1 6	EST TO ORIG % 2016	BUDGET RECOMM. 2 0 1 6	ADOPTED 2 0 1 6
T8005 - WIC DONATION									
TOTAL COUNTY COST		13-			4-				

OBJECT CODE	ACCOUNT NAME	EXPENDED/ REVENUE 2 0 1 4	ORIGINAL BUDGET 2 0 1 5	MODIFIED BUDGET 2 0 1 5	DEC31-YTD EXP./REL. 2 0 1 5	DEPARTMENT REQUEST 2 0 1 6	EST TO ORIG % 2016	BUDGET RECOMM. 2 0 1 6	ADOPTED 2 0 1 6
T	- FUND TOTALS								
.1	TOTAL PERSONAL SERVICES								
.2	TOTAL EQUIPMENT								
.4	TOTAL CONTRACTUAL EXPENSES	17,656			17,747				
.6	TOTAL PRINCIPAL ON INDEBTEDNES								
.7	TOTAL INTEREST ON INDEBTEDNESS								
.8	TOTAL EMPLOYEE BENEFITS								
.9	TOTAL TRANSFERS								
	TOTAL FUND APPROPRIATIONS	17,656			17,747				
	TOTAL FUND REVENUES	29,313			21,613				
	TOTAL FUND COST	11,657-			3,866-				
	TOTAL FUND EMPLOYEE BENEFITS								
8100	FICA								
8200	N.Y.S. RETIREMENT								
8300	HEALTH INSURANCE								
8311	RETIREE HEALTH								
8400	WORKMENS COMPENSATION								
8500	UNEMPLOYMENT								

OBJECT CODE	ACCOUNT NAME	EXPENDED/ REVENUE 2 0 1 4	ORIGINAL BUDGET 2 0 1 5	MODIFIED BUDGET 2 0 1 5	DEC31-YTD EXP./REL. 2 0 1 5	DEPARTMENT REQUEST 2 0 1 6	EST TO ORIG % 2016	BUDGET RECOMM. 2 0 1 6	ADOPTED 2 0 1 6
-	COUNTY TOTALS								
.1	TOTAL PERSONAL SERVICES	41,928,181	44,025,486	44,253,403	19,343,394	46,023,808		46,023,808	46,023,808
.2	TOTAL EQUIPMENT	2,274,237	2,140,011	8,415,993	884,070	7,270,725		7,270,725	7,270,725
.4	TOTAL CONTRACTUAL EXPENSES	79,784,506	71,176,628	72,969,822	34,279,316	70,256,636		70,256,636	70,256,636
.6	TOTAL PRINCIPAL ON INDEBTEDNES	3,002,000	3,145,938	3,145,938	1,690,000	3,103,427		3,103,427	3,103,427
.7	TOTAL INTEREST ON INDEBTEDNESS	2,061,863	1,967,277	1,967,277	996,802	2,000,467		2,000,467	2,000,467
.8	TOTAL EMPLOYEE BENEFITS	22,148,023	24,545,062	24,551,571	7,026,895	25,141,561		25,141,561	25,141,561
.9	TOTAL TRANSFERS	2,803,433	3,665,020	4,769,604	2,104,584	4,058,508		4,058,508	4,058,508
	TOTAL COUNTY APPROPRIATIONS	154,002,243	150,665,422	160,073,608	66,325,061	157,855,132		157,855,132	157,855,132
	TOTAL COUNTY REVENUES	105,715,791	95,515,190	103,171,233	43,994,260	103,016,664		103,016,664	103,016,664
	TOTAL COUNTY COST	48,286,452	55,150,232	56,902,375	22,330,801	54,838,468		54,838,468	54,838,468
	TOTAL COUNTY EMPLOYEE BENEFITS								
8100	FICA	3,092,710	3,308,422	3,318,714	1,413,186	3,537,244		3,537,244	3,537,244
8200	N.Y.S. RETIREMENT	7,589,713	8,121,212	8,123,926	1,392	7,301,257		7,301,257	7,301,257
8300	HEALTH INSURANCE	7,289,671	8,265,398	8,239,997	3,816,668	9,038,614		9,038,614	9,038,614
8311	RETIREE HEALTH	1,927,808	2,288,203	2,310,703	1,147,032	2,676,586		2,676,586	2,676,586
8400	WORKMENS COMPENSATION	2,034,018	2,237,365	2,233,769	571,396	2,248,933		2,248,933	2,248,933
8500	UNEMPLOYMENT	63,088	108,489	108,489	14,901	97,728		97,728	97,728

Section 7

REVENUE SUMMARY

General Fund Revenue Summary

L I V I N G S T O N C O U N T Y B U D G E T

REVENUE SUMMARY DECEMBER 16, 2015 PAGE 1

GENERAL FUND

FUND	REVENUE	REVENUE DESCRIPTION	DEPARTMENT	ACTUAL REVENUE 2 0 1 4	BUDGETED REVENUE 2 0 1 5	DEPARTMNT REQUESTED 2 0 1 6	BUDGET RECOMM. 2 0 1 6	ADOPTED 2 0 1 6
A	1001	REAL PROPERTY TAXES	A 1000	18,162,839	18,848,361	18,482,428	18,482,428	18,482,428
A	1051	GAIN FROM TAX SALE OF PROPERTY	A 1000	413,610	300,000	350,000	350,000	350,000
A	1080	FEDERAL PAY. IN LIEU OF TAX	A 1000	6,392	6,000	5,850	5,850	5,850
A	1081	PAYMENT IN LIEU OF TAXES	A 1000	384,096	440,000	303,146	303,146	303,146
A	1082	BARILLA PYMNT IN LIEU OF TAXES	A 1000	278,337	269,544	269,919	269,919	269,919
A	1090	INT & PEN ON REAL PROP TAXES	A 1000	990,662	1,000,000	1,000,000	1,000,000	1,000,000
		TOTAL REAL PROPERTY TAX ITEMS		20,235,936	20,863,905	20,411,343	20,411,343	20,411,343
A	1110	SALES AND USE TAX	A 1000	21,895,799	21,847,000	22,050,000	22,050,000	22,050,000
A	1110	SALES AND USE TAX	A 1985	1,563,898	1,545,000	1,565,000	1,565,000	1,565,000
A	1113	HOTEL ROOM OCCUPANCY TAX	A 6411	165,264	150,000	160,000	160,000	160,000
A	1115	SALES & USE TAX-MEDICAID	A 1000	7,812,786	7,657,300	7,700,000	7,700,000	7,700,000
A	1140	EMERGENCY TELEPHONE SURCHARGE	A 3020	88,501	70,000	70,000	70,000	70,000
A	1141	EMERGENCY WIRELESS SURCHARGE	A 3020	134,914	130,000	132,000	132,000	132,000
A	1151	CASINO REVENUE	A 1000	354,596	400,000	350,000	350,000	350,000
A	1189	OTHER NON PROPERTY TAX	A 1000	8,064		5,000	5,000	5,000
		TOTAL NON PROPERTY TAXES		32,023,822	31,799,300	32,032,000	32,032,000	32,032,000
A	1230	TREASURER	A 1325	4,104	6,000	5,800	5,800	5,800
A	1236	BUYERS PREMIUM	A 1362	54,510	50,000	53,000	53,000	53,000
A	1237	TITLE SEARCH FEES	A 1362	59,070	60,000	62,000	62,000	62,000
A	1250	REAL PROPERTY / ASSESSMENT	A 1355	22,937	20,000	20,000	20,000	20,000
A	1255	COUNTY CLERK	A 1410	438,029	447,000	440,000	440,000	440,000
A	1256	COUNTY CLERK/DMV	A 1410	478,616	503,000	500,000	500,000	500,000
A	1257	VEHICLE REGISTRATION SURCHARGE	A 1410	393,714	408,000	400,000	400,000	400,000
A	1260	PERSONNEL FEES	A 1430	3,210	400	400	400	400
A	1265	CHG BACK TO TOWNS	A 1450	53,280	45,800	71,780	71,780	71,780
A	1270	ITS FEES	A 1680	3,500	3,000	3,000	3,000	3,000

REVENUE SUMMARY DECEMBER 16, 2015 PAGE 2
GENERAL FUND

FUND	REVENUE	REVENUE DESCRIPTION	DEPARTMENT	ACTUAL REVENUE 2 0 1 4	BUDGETED REVENUE 2 0 1 5	DEPARTMNT REQUESTED 2 0 1 6	BUDGET RECOMM. 2 0 1 6	ADOPTED 2 0 1 6
A	1288	REIMBURSEMENTS 722-D	A 1170	3,733	1,500	1,500	1,500	1,500
A	1510	SHERIFF FEES	A 3110	91,429	80,000	80,000	80,000	80,000
A	1510	SHERIFF FEES	A 3112	1,680	1,680	1,700	1,700	1,700
A	1511	JAIL	A 3150	11,084	7,000	2,000	2,000	2,000
A	1512	PROBATION FEES	A 3140	43,666	39,490	39,490	39,490	39,490
A	1513	PROBATION DESIGNATED SURCHARGE	A 3140	2,637	2,000	2,000	2,000	2,000
A	1515	FEES-ALTERNATIVES TO INCARCER	A 3143	3,393		3,000	3,000	3,000
A	1525	BOARDING OF INMATES	A 3150	267,616	250,000	217,175	217,175	217,175
A	1550	DOG CONTROL	A 3510	24,660	24,000	24,000	24,000	24,000
A	1586	CNR REIMBURSEMENT	A 3110	38,864	36,000	37,000	37,000	37,000
A	1587	PAYMENTS FROM TOWN & SCHOOLS	A 3111	213,375	204,000	242,834	242,834	242,834
A	1588	DSS REIMBURSEMENT	A 1420	108,838	140,692	145,182	145,182	145,182
A	1588	DSS REIMBURSEMENT	A 3110	106,758	104,000	107,821	107,821	107,821
A	1588	DSS REIMBURSEMENT	A 6510	21,465	15,000	15,000	15,000	15,000
A	1601	PUBLIC HEALTH	A 4010	1,520,417	115,000	113,000	113,000	113,000
A	1601	PUBLIC HEALTH FEES	A 4013	2,956	5,000	5,000	5,000	5,000
A	1601	PUBLIC HEALTH FEES	A 4083		975,244	1,186,690	1,186,690	1,186,690
A	1602	FAMILY PLANNING	A 4035	386,732	400,815	405,906	405,906	405,906
A	1602	THIRD PARTY REIMBURSEMENT	A 6774			10,000	10,000	10,000
A	1605	THIRD PARTY REIMBURSEMENT	A 4083	837,298				
A	1610	EMERGENCY MEDICAL SERVICES FEE	A 4014	1,016,475	992,113	1,520,271	1,520,271	1,520,271
A	1620	MENTAL HEALTH	A 4310	1,279,680	1,236,796	1,433,577	1,433,577	1,433,577
A	1621	EARLY INTERVENTION FEES	A 4091	35,651	17,248	22,806	22,806	22,806
A	1622	EMERGENCY MEDICAL TRAINING	A 4013	4,292	10,000	5,000	5,000	5,000
A	1623	EMT TRAINING	A 4013		1,000	1,000	1,000	1,000
A	1801	MEDICAL ASSISTANCE	A 6101	738,400	80,000	5,000	5,000	5,000
A	1809	AID TO DEPENDANT CHILDREN	A 6109	453,641	514,294	464,750	464,750	464,750
A	1811	INCENTIVE PAYMENT	A 6010	3,249	1,000	1,000	1,000	1,000
A	1812	PREVENTIVE CASE MNGT	A 6010	123,464	125,770	126,000	126,000	126,000
A	1813	CHILD SUPPORT COLLECTION FEES	A 6010	37	1,000	1,000	1,000	1,000

REVENUE SUMMARY DECEMBER 16, 2015 PAGE 3
GENERAL FUND

FUND	REVENUE	REVENUE DESCRIPTION	DEPARTMENT	ACTUAL REVENUE 2 0 1 4	BUDGETED REVENUE 2 0 1 5	DEPARTMNT REQUESTED 2 0 1 6	BUDGET RECOMM. 2 0 1 6	ADOPTED 2 0 1 6
A	1819	CHILD CARE	A 6119	46,931	82,220	70,300	70,300	70,300
A	1820	INSTITUTIONAL CARE PHC	A 6120		33,750	33,750	33,750	33,750
A	1840	HOME RELIEF	A 6140	159,766	126,800	126,800	126,800	126,800
A	1870	POS REIMBURSEMENT	A 6070	38,071				
A	1972	CLIENT CONTRIBUTIONS & FEES	A 6773	75	1,250	1,250	1,250	1,250
A	1972	CLIENT CONTRIBUTIONS & FEES	A 6774	71,930	80,192	82,192	82,192	82,192
A	1972	CLIENT CONTRIBUTIONS & FEES	A 6778	37,710	40,486	40,486	40,486	40,486
A	1972	CLIENT CONTRIBUTIONS & FEES	A 6780	15,413	17,600	17,600	17,600	17,600
A	1972	CLIENT CONTRIBUTIONS & FEES	A 6785	1,180	2,000	2,000	2,000	2,000
A	1988	NOYES HOSPITAL	A 6780		19,905	19,905	19,905	19,905
A	1988	NOYES HOSPITAL	A 6785		12,580	12,580	12,580	12,580
A	1989	OTHER ECONOMIC ASSISTANCE-ARS	A 1000	49,525	51,655	52,425	52,425	52,425
A	1989	UNITED WAY	A 6773	3,696	2,459	2,459	2,459	2,459
A	1989	UNITED WAY	A 6774	6,261	7,377	7,377	7,377	7,377
A	2089	YOUTH BUREAU	A 7310	33,109				
A	2089	OTHER CULTURE & RECREATION	A 7320	27,148	25,000			
A	2189	OTHER INCOME	A 3640		16,261			
A	2189	OTHER INCOME	A 8037	994,817	1,091,428	1,012,431	1,012,431	1,012,431
A	2189	OTHER INCOME	A 8090	29,804	30,294	32,683	32,683	32,683
		TOTAL DEPARTMENT INCOME		10,367,896	8,565,099	9,289,920	9,289,920	9,289,920
A	2216	INTERFUND REV CENTRAL PHONE SY	A 1620	237,365	210,000	210,000	210,000	210,000
A	2218	INTERFUND REV COPIER HEALTH	A 1660	12,737	8,000	8,000	8,000	8,000
A	2219	INTERFUND REV COPIER/GOV CTR	A 1660	31,426	30,000	30,000	30,000	30,000
A	2220	INTERFUND REV POSTAGE	A 1660	60,698	60,000	60,000	60,000	60,000
A	2221	INTERFUND REVENUE/COFFEE	A 1660	517	800	600	600	600
A	2222	INTERFUND REV COPIER ELECTIONS	A 1660	8,517	12,000	11,000	11,000	11,000
A	2280	HEALTH SERVICES OTHER GOVTS	A 3510	20,145	22,380	32,550	32,550	32,550
A	2280	HEALTH SERVICES OTHER GOV	A 4010		42,367			

REVENUE SUMMARY DECEMBER 16, 2015 PAGE 4
GENERAL FUND

FUND	REVENUE	REVENUE DESCRIPTION	DEPARTMENT	ACTUAL REVENUE 2 0 1 4	BUDGETED REVENUE 2 0 1 5	DEPARTMNT REQUESTED 2 0 1 6	BUDGET RECOMM. 2 0 1 6	ADOPTED 2 0 1 6
A	2280	HEALTH SERVICES OTHER GOV	A 4014	4,000	8,000	8,000	8,000	8,000
A	2280	HEALTH SERVICES OTHER GOVTS	A 4097	50,599	48,362	51,148	51,148	51,148
A	2280	HEALTH SERVICES OTHER GOVTS	A 4101	37,544	44,596	35,075	35,075	35,075
A	2280	HEALTH SERVICES OTHER GOV	A 4310			40,000	40,000	40,000
A	2351	TOWN/VILLAGE CONTRIBUTIONS	A 6774	750	750	750	750	750
A	2389	INFRASTRUCTURE REIMBURSEMENTS	A 9952	22,978				
		TOTAL INTER-GOVERNMENTAL CHARGES		487,276	487,255	487,123	487,123	487,123
A	2401	INTEREST EARNINGS	A 1000	10,284	35,000	15,000	15,000	15,000
A	2401	INTEREST EARNINGS	A 4310	226				
A	2402	INTEREST/RESERVE	A 1000	55		50	50	50
A	2403	INTEREST/JAIL CAP RESERVE	A 1000	12		100	100	100
A	2406	INTEREST BOE CAPITAL	A 1000	20		25	25	25
A	2407	INTEREST WATERSHED RESERVE	A 1000	29		25	25	25
A	2410	RENTAL OF REAL PROPERTY	A 1610	35,980	37,267	58,267	58,267	58,267
A	2410	RENTAL OF REAL PROPERTY	A 1620	70,697	73,710	68,839	68,839	68,839
A	2410	RENTAL OF REAL PROPERTY	A 1630	225,566	227,919	237,527	237,527	237,527
A	2411	RENTAL OF PROPERTY - MLR	A 1610	2,174,032	2,203,770	1,960,298	1,960,298	1,960,298
A	2411	RENTAL OF PROPERTY - MLR	A 1620	175,371	180,765	161,121	161,121	161,121
A	2411	RENTAL OF PROPERTY - MLR	A 1630	73,477	61,628	60,302	60,302	60,302
A	2412	RENTAL OF REAL PROPERTY CAMPUS	A 1610	180,881	177,348	147,022	147,022	147,022
A	2413	RENTAL OF REAL PROPERTY OTHER	A 1610	31,861	31,606	32,554	32,554	32,554
A	2413	RENTAL OF REAL PROPERTY OTHER	A 1620	8,447	8,700	8,961	8,961	8,961
A	2413	RENTAL OF REAL PROPERTY OTHER	A 1630	11,783	9,430	10,923	10,923	10,923
A	2415	RENTAL OF REAL PROP-FEDERAL	A 1620	43,415	44,349	44,212	44,212	44,212
		TOTAL USE OF MONEY AND PROPERTY		3,042,136	3,091,492	2,805,226	2,805,226	2,805,226
A	2545	PISTOL PERMITS	A 1410	18,627	19,000	18,000	18,000	18,000
		TOTAL LICENSE AND PERMITS		18,627	19,000	18,000	18,000	18,000

REVENUE SUMMARY DECEMBER 16, 2015 PAGE 5
GENERAL FUND

FUND	REVENUE	REVENUE DESCRIPTION	DEPARTMENT	ACTUAL REVENUE 2 0 1 4	BUDGETED REVENUE 2 0 1 5	DEPARTMNT REQUESTED 2 0 1 6	BUDGET RECOMM. 2 0 1 6	ADOPTED 2 0 1 6
A	2610	FINES	A 3020	2,000				
A	2610	FINES	A 3140	1,320				
A	2610	FINES	A 4010	550				
A	2611	TRAFFIC DIVERSION FEES	A 1167	296,100	210,000	300,000	300,000	300,000
A	2615	STOP DWI FINES - STATE	A 3112	95,788	116,000	100,000	100,000	100,000
A	2616	STOP DWI FINES COUNTY COURT	A 3112	54,364	69,000	55,000	55,000	55,000
A	2626	FORF. CRIME PROC. RESTRICTED	A 1165		20,000	20,000	20,000	20,000
A	2626	FORF. CRIME PROC. RESTRICTED	A 3110	19,190				
		TOTAL FINES AND FORFEITURES		469,312	415,000	475,000	475,000	475,000
A	2650	SALE OF SCRAP	A 1000	1,296	1,000	5,000	5,000	5,000
A	2650	SALE OF SCRAP	A 1610	4,346				
A	2650	SALE OF SCRAP	A 1620	1,641	1,500	1,350	1,350	1,350
A	2655	MINOR SALES	A 1450	370	400	220	220	220
A	2655	MINOR SALES	A 3110	8,499	3,600	8,000	8,000	8,000
A	2655	MINOR SALES	A 4010	1,000,000				
A	2655	MINOR SALES	A 7310	3,580	3,500	3,000	3,000	3,000
A	2655	MINOR SALES	A 7510	13,629	5,600	5,600	5,600	5,600
A	2655	MINOR SALES	A 8020		75	75	75	75
A	2660	SALE OF REAL PROPERTY	A 1000	701		25,000	25,000	25,000
A	2665	SALE OF EQUIPMENT	A 1000	56,620	10,000	15,000	15,000	15,000
A	2680	INSURANCE RECOVERY	A 1610		60,500			
A	2680	INSURANCE RECOVERY	A 1630	3,730				
A	2680	INSURANCE RECOVERY	A 3110	40,833	18,949			
A	2680	INSURANCE RECOVERY	A 4014	3,604				
		TOTAL SALE-PROPERTY AND COMP FOR LOSS		1,138,849	105,124	63,245	63,245	63,245
A	2701	REFUND OF PRIOR YEARS EXPENSE	A 1000	189,983	275,000	250,000	250,000	250,000

REVENUE SUMMARY DECEMBER 16, 2015 PAGE 6
GENERAL FUND

FUND	REVENUE	REVENUE DESCRIPTION	DEPARTMENT	ACTUAL REVENUE 2 0 1 4	BUDGETED REVENUE 2 0 1 5	DEPARTMNT REQUESTED 2 0 1 6	BUDGET RECOMM. 2 0 1 6	ADOPTED 2 0 1 6
A	2701	REFUND OF PRIOR YEARS EXPENSE	A 1230	879				
A	2701	REFUND OF PRIOR YEARS EXPENSE	A 1325	779				
A	2701	REFUND OF PRIOR YEARS EXPENSE	A 1420	750				
A	2701	REFUND OF PRIOR YEARS EXPENSE	A 1610	1,515				
A	2701	REFUND OF PRIOR YEARS EXPENSE	A 1660	359				
A	2701	REFUND OF PRIOR YEARS EXPENSE	A 3020	2,800				
A	2701	REFUND OF PRIOR YEARS EXPENSE	A 3642	38,458-				
A	2701	REFUND OF PRIOR YEARS EXPENSE	A 4010	1,514				
A	2701	REFUND OF PRIOR YEARS EXPENSE	A 4014	1,340				
A	2701	REFUND OF PRIOR YEARS EXPENSE	A 4046	11				
A	2701	REFUND OF PRIOR YEARS EXPENSE	A 4083	547				
A	2701	REFUND OF PRIOR YEARS EXPENSE	A 4310	44				
A	2701	REFUND OF PRIOR YEARS EXPENSE	A 6010	4,069				
A	2701	REFUND OF PRIOR YEARS EXPENSE	A 6101	10,646-				
A	2701	REFUND OF PRIOR YEARS EXPENSE	A 6109	596				
A	2701	REFUND OF PRIOR YEARS EXPENSE	A 6120	39,219	78,750	72,000	72,000	72,000
A	2701	REFUND OF PRIOR YEARS EXPENSE	A 6140	7,003				
A	2701	REFUND OF PRIOR YEARS EXPENSE	A 6773	567				
A	2701	REFUND OF PRIOR YEARS EXPENSE	A 7510	20				
A	2701	REFUND OF PRIOR YEARS EXPENSE	A 8020	6				
A	2701	REFUND OF PRIOR YEARS EXPENSE	A 8037	143				
A	2705	GIFTS AND DONATIONS	A 1610	275	125	125	125	125
A	2705	GIFTS AND DONATIONS	A 2989	1,070	600	600	600	600
A	2705	GIFTS AND DONATIONS	A 3110	125	350			
A	2705	GIFTS AND DONATIONS	A 3119	650	600	600	600	600
A	2705	GIFTS AND DONATIONS	A 3510	50				
A	2705	GIFTS AND DONATIONS	A 4014	390				
A	2705	GIFTS AND DONATIONS	A 4035		50	50	50	50
A	2705	GIFTS AND DONATIONS	A 4042	957	1,000	1,000	1,000	1,000
A	2705	GIFTS AND DONATIONS	A 4082	220				

REVENUE SUMMARY DECEMBER 16, 2015 PAGE 7
GENERAL FUND

FUND	REVENUE	REVENUE DESCRIPTION	DEPARTMENT	ACTUAL REVENUE 2 0 1 4	BUDGETED REVENUE 2 0 1 5	DEPARTMNT REQUESTED 2 0 1 6	BUDGET RECOMM. 2 0 1 6	ADOPTED 2 0 1 6
A	2705	GIFTS AND DONATIONS	A 4110	4,550				
A	2705	GIFTS AND DONATIONS	A 6773	150				
A	2705	GIFTS AND DONATIONS	A 6774	2,625	5,000	5,000	5,000	5,000
A	2705	GIFTS AND DONATIONS	A 6780	173	300	300	300	300
A	2705	GIFTS AND DONATIONS	A 6783	100				
A	2705	GIFTS AND DONATIONS	A 6784	20				
A	2705	GIFTS AND DONATIONS	A 7510	3,030	1,000	1,000	1,000	1,000
A	2720	OTB	A 1000	60,515	60,000	60,000	60,000	60,000
A	2770	OTHER, UNCLASSIFIED REVENUE	A 1000	5,516	3,000	4,500	4,500	4,500
A	2770	OTHER, UNCLASSIFIED REVENUE	A 1010	2,393				
A	2770	OTHER, UNCLASSIFIED REVENUE	A 1230	25,300	25,000	25,000	25,000	25,000
A	2770	OTHER, UNCLASSIFIED REVENUE	A 1325	10,500				
A	2770	OTHER, UNCLASSIFIED REVENUE	A 1620	200				
A	2770	OTHER, UNCLASSIFIED REVENUE	A 4083		45,710	106,542	106,542	106,542
A	2770	OTHER, UNCLASSIFIED REVENUE	A 6010	19,170	7,600	7,305	7,305	7,305
A	2770	OTHER, UNCLASSIFIED REVENUE	A 6781		9,365	8,400	8,400	8,400
A	2770	OTHER, UNCLASSIFIED REVENUE	A 6783	15,120		10,000	10,000	10,000
A	2772	P CARD REBATE	A 1000	165		1,000	1,000	1,000
A	2791	DSS JOB SEARCH GRANTS	A 6290	144,000	165,250	176,000	176,000	176,000
		TOTAL MISCELLANEOUS		500,302	678,700	729,422	729,422	729,422
A	2801	INTERFUND REVENUE	A 1000		375,000			
A	2802	INTFUND REIM. FOR ITS	A 1680	1,057,630	1,100,000	1,143,115	1,143,115	1,143,115
A	2803	INTERFUND REIMBURSEMENT-CNR	A 1000	350,198	423,045	375,000	375,000	375,000
A	2805	INTERFUND REIM. PUBLIC WORKS	A 1000	21,484	20,000	20,000	20,000	20,000
		TOTAL INTERFUND REVENUES		1,429,312	1,918,045	1,538,115	1,538,115	1,538,115
A	3021	COURT FACILITIES	A 1000	63,661	102,627	99,000	99,000	99,000

REVENUE SUMMARY DECEMBER 16, 2015 PAGE 8
GENERAL FUND

FUND	REVENUE	REVENUE DESCRIPTION	DEPARTMENT	ACTUAL REVENUE 2 0 1 4	BUDGETED REVENUE 2 0 1 5	DEPARTMNT REQUESTED 2 0 1 6	BUDGET RECOMM. 2 0 1 6	ADOPTED 2 0 1 6
A	3025	INDIGENT LEGAL SERVICES FUND	A 1170	114,036	120,000	97,978	97,978	97,978
A	3030	DISTRICT ATTORNEY	A 1165	72,189	72,189	72,189	72,189	72,189
A	3034	AID TO PROSECUTION	A 1165	29,200	29,200	29,200	29,200	29,200
A	3036	REIMBURSE PRISON CASES	A 1165	10,023	10,000	10,000	10,000	10,000
A	3055	REIMB FOR EDUCATION	A 1355		150	200	200	200
A	3089	STATE AID-OTHER	A 1165	47,596	45,322	52,879	52,879	52,879
A	3089	STATE AID-OTHER	A 1450	9,433	2,000			
A	3089	STATE AID-OTHER	A 3140		15,000	7,500	7,500	7,500
A	3277	EDUCATION PHC	A 2960	2,291,598	2,457,350	2,457,350	2,457,350	2,457,350
A	3279	REIMB ADMIN EXP ARC	A 2960	25,425	30,000	30,000	30,000	30,000
A	3306	STATE AID HOMELAND SECURITY	A 3645	350-				
A	3310	PROBATION	A 3140	173,162	173,162	173,162	173,162	173,162
A	3311	IGNITION INTERLOCK	A 3140	16,900	18,300	19,305	19,305	19,305
A	3330	SECURITY COSTS, COURT REFORM	A 3116	520,038	544,526	553,535	553,535	553,535
A	3389	ST AID OTHER PUBLIC SAFETY	A 3020		170,000	170,000	170,000	170,000
A	3389	ST AID OTHER PUBLIC SAFETY	A 3112	34,051	40,500			
A	3389	ST AID OTHER PUBLIC SAFETY	A 3113	46,962	47,395	47,820	47,820	47,820
A	3389	ST AID OTHER PUBLIC SAFETY	A 3118	25,462	25,000	25,400	25,400	25,400
A	3389	ST AID OTHER PUBLIC SAFETY	A 3126		10,000			
A	3389	ST AID OTHER PUBLIC SAFETY	A 3127	8,802				
A	3389	ST AID OTHER PUBLIC SAFETY	A 3143	6,553		3,000	3,000	3,000
A	3392	CHILD SAFETY RESTRAINT	A 3110	8,447	8,000	8,000	8,000	8,000
A	3395	HOMELAND DEFENSE GRANT	A 3648	6,919	6,001,773	5,338,545	5,338,545	5,338,545
A	3395	HOMELAND DEFENSE GRANT	A 3660		169,874			
A	3395	HOMELAND DEFENSE GRANT	A 6321		305,767	287,807	287,807	287,807
A	3395	HOMELAND DEFENSE GRANT	A 6322		89,253			
A	3401	HEALTH	A 4010	973,871	855,745	806,136	806,136	806,136
A	3442	RABIES	A 4042	20,339	16,136	16,136	16,136	16,136
A	3446	PHC	A 4046	960	5,000	5,000	5,000	5,000
A	3472	ST AID SPECIAL HEALTH PROGRAMS	A 4035	283,595	260,786	253,954	253,954	253,954

REVENUE SUMMARY DECEMBER 16, 2015 PAGE 9
GENERAL FUND

FUND	REVENUE	REVENUE DESCRIPTION	DEPARTMENT	ACTUAL REVENUE 2 0 1 4	BUDGETED REVENUE 2 0 1 5	DEPARTMNT REQUESTED 2 0 1 6	BUDGET RECOMM. 2 0 1 6	ADOPTED 2 0 1 6
A	3472	ST AID SPECIAL HEALTH PROGRAMS	A 4082	116,439	125,226	97,821	97,821	97,821
A	3472	ST AID SPECIAL HEALTH PROGRAMS	A 4091	180,473	98,250	141,750	141,750	141,750
A	3472	ST AID SPECIAL HEALTH PROGRAMS	A 4093	136,045	36,667	36,200	36,200	36,200
A	3472	LEAD POISONING PREV GRANT	A 4094	13,035	24,960	25,371	25,371	25,371
A	3472	ST AID SPECIAL HEALTH PROGRAMS	A 4095	18,920	26,536	25,914	25,914	25,914
A	3472	ST AID SPECIAL HEALTH PROGRAMS	A 4096	805	1,553	1,043	1,043	1,043
A	3472	ST AID SPECIAL HEALTH PROGRAMS	A 4103	8,004	11,084			
A	3472	ST AID SPECIAL HEALTH PROGRAMS	A 4106	108,266	97,880	97,880	97,880	97,880
A	3472	ST AID SPECIAL HEALTH PROGRAMS	A 4110	35,947	35,684	35,684	35,684	35,684
A	3472	ST AID SPECIAL HEALTH PROGRAMS	A 4115	65,255	135,625	135,625	135,625	135,625
A	3486	NARCOTIC ADDICTION CONTROL	A 4250	117,560	117,587	124,479	124,479	124,479
A	3489	STATE AID, OTHER HEALTH	A 4013	58,035	73,000	64,000	64,000	64,000
A	3490	MENTAL HEALTH	A 4310	1,142,022	1,223,316	1,340,764	1,340,764	1,340,764
A	3490	MENTAL HEALTH	A 4322	42,244	33,496	33,496	33,496	33,496
A	3492	GLOW FAMILY SUPPORT	A 4323	147,271	147,271	147,271	147,271	147,271
A	3601	MEDICAL ASSISTANCE	A 6101	234,905-	18,000			
A	3609	ADC	A 6109	1,190	3,413,042	676,000	676,000	676,000
A	3610	ADMINISTRATION	A 6010	3,008,501	3,316,572	3,382,642	3,382,642	3,382,642
A	3619	CHILD CARE	A 6119	309,710	608,428	755,725	755,725	755,725
A	3623	JUVENILE DELINQUENT CARE	A 6123		100,000	87,500	87,500	87,500
A	3640	HOME RELIEF	A 6140	757,668	760,800	760,800	760,800	760,800
A	3642	EMERGENCY AID TO ADULTS	A 6142		75,000	75,000	75,000	75,000
A	3655	STATE AID, DAY CARE	A 6055	126,712				
A	3661	FAMILY & CHILDRENS BLOCK GRANT	A 6119	1,249,285				
A	3670	PURCHASE OF SERVICES	A 6070		275,141	138,275	138,275	138,275
A	3710	VETERANS	A 6510	8,529	8,529	8,529	8,529	8,529
A	3772	STATE REVENUE	A 6775			35,333	35,333	35,333
A	3772	STATE REVENUE	A 6778	141,897	145,896	143,969	143,969	143,969
A	3772	STATE REVENUE	A 6780	270,357	285,853	284,999	284,999	284,999
A	3772	STATE REVENUE	A 6781	1,604	1,604	1,604	1,604	1,604

REVENUE SUMMARY DECEMBER 16, 2015 PAGE 10
GENERAL FUND

FUND	REVENUE	REVENUE DESCRIPTION	DEPARTMENT	ACTUAL REVENUE 2 0 1 4	BUDGETED REVENUE 2 0 1 5	DEPARTMNT REQUESTED 2 0 1 6	BUDGET RECOMM. 2 0 1 6	ADOPTED 2 0 1 6
A	3772	STATE REVENUE	A 6788	6,045	5,600	5,600	5,600	5,600
A	3772	STATE REVENUE	A 6789	42,410	79,320	43,987	43,987	43,987
A	3789	STATE OTHER ECON OPP & DEV	A 6312		2,287,152			
A	3820	YOUTH	A 7310	3,942	13,000	13,422	13,422	13,422
A	3820	YOUTH	A 7313	5,188				
A	3821	YOUTH PROGRAMS - SDPP	A 7314					
A	3822	YOUTH PROGRAMS - YDDP	A 7313	29,000	50,000	50,000	50,000	50,000
A	3823	YOUTH AT RISK GRANT	A 7315	5,142				
A	3912	AQUATIC WEED CONTROL	A 6315	58,236	100,500	107,095	107,095	107,095
A	3989	STATE - OTHER	A 8020	34,661	21,450	21,450	21,450	21,450
A	3989	STATE - OTHER	A 8090	64,828	511,262	532,650	532,650	532,650
A	3990	HAZARDOUS MATERIAL	A 3412	28,888	2,961	2,961	2,961	2,961
		TOTAL STATE AID		12,898,079	25,893,300	19,998,935	19,998,935	19,998,935
A	4089	FEDERAL AID OTHER	A 1166	40,650	50,000	35,600	35,600	35,600
A	4089	FEDERAL AID OTHER	A 1450	66,165	4,000			
A	4278	MEDICAID/REIMBURSE/TITLE XIX	A 2960	745,803	200,000	350,000	350,000	350,000
A	4305	CIVIL DEFENSE	A 3640	28,888	29,678	29,605	29,605	29,605
A	4387	FEDERAL - INMATE HOUSING	A 3150	965,300	890,000	1,168,000	1,168,000	1,168,000
A	4388	FEDERAL - INMATE TRASNPORT	A 3150	39,487	40,000	60,000	60,000	60,000
A	4389	FEDERAL - OTHER PUBLIC SAFETY	A 3110	5,682				
A	4389	FEDERAL - OTHER PUBLIC SA	A 3111			41,666	41,666	41,666
A	4389	FEDERAL - OTHER PUBLIC SAFETY	A 3127	62,000				
A	4395	HOMELAND DEFENSE GRANT	A 3123	38,000				
A	4395	HOMELAND DEFENSE GRANT	A 3124	34,952				
A	4395	HOMELAND DEFENSE GRANT	A 3125		37,500			
A	4395	HOMELAND DEFENSE GRANT	A 3641	170,796				
A	4395	HOMELAND DEFENSE GRANT	A 3646	114,000				
A	4451	EARLY INTERVENTION FEDERAL	A 4091		1,000	1,000	1,000	1,000

REVENUE SUMMARY DECEMBER 16, 2015 PAGE 11
GENERAL FUND

FUND	REVENUE	REVENUE DESCRIPTION	DEPARTMENT	ACTUAL REVENUE 2 0 1 4	BUDGETED REVENUE 2 0 1 5	DEPARTMNT REQUESTED 2 0 1 6	BUDGET RECOMM. 2 0 1 6	ADOPTED 2 0 1 6
A	4457	LEAD POISONING	A 4094	11,464	9,776	10,099	10,099	10,099
A	4482	W.I.C.	A 4082	1,347,852	485,568	510,403	510,403	510,403
A	4488	FEDERAL CHEMICAL DEPENDANCY	A 4250	156,406	156,379	158,661	158,661	158,661
A	4489	OTHER FEDERAL HEALTH	A 4035	134,303	114,715	121,668	121,668	121,668
A	4489	OTHER FEDERAL HEALTH	A 4088	26,290	26,347	26,159	26,159	26,159
A	4489	OTHER FEDERAL HEALTH	A 4091	58,638	37,500	37,500	37,500	37,500
A	4489	OTHER FEDERAL HEALTH	A 4094					
A	4489	OTHER FEDERAL HEALTH	A 4095	15,401	9,482	9,482	9,482	9,482
A	4489	OTHER FEDERAL HEALTH	A 4096	805	1,553	1,042	1,042	1,042
A	4489	OTHER FEDERAL HEALTH	A 4103	24,602	29,547			
A	4489	OTHER FEDERAL HEALTH	A 4111	11,848	18,909	18,990	18,990	18,990
A	4489	OTHER FEDERAL HEALTH	A 4112	48,001	90,096	88,318	88,318	88,318
A	4489	OTHER FEDERAL HEALTH	A 4113	3,500	3,500	3,500	3,500	3,500
A	4489	OTHER FEDERAL HEALTH	A 4115	65,255				
A	4490	FEDERAL REV MENTAL HEALTHL	A 4310		40,000	40,000	40,000	40,000
A	4601	MEDICAL ASSISTANCE	A 6101	203,800-	2,000			
A	4609	A.D.C.	A 6109	3,029,721	748,064	3,084,250	3,084,250	3,084,250
A	4610	ADMINISTRATION	A 6010	584,194	6,565,460	6,494,673	6,494,673	6,494,673
A	4610	ADMINISTRATION	A 6101	949,002				
A	4610	ADMINISTRATION	A 6109	2,057,230				
A	4610	ADMINISTRATION	A 6119	752,635				
A	4611	FOOD STAMP	A 6010	703,523				
A	4612	CHILD SUPPORT ADMIN	A 6010	198,199				
A	4613	TITLE IV A	A 6010	123,073				
A	4619	CHILD CARE	A 6119	663,069	707,092	650,275	650,275	650,275
A	4641	H.E.A.P.	A 6141	102,789	5,000	5,000	5,000	5,000
A	4655	FEDERAL AID, DAY CARE	A 6055	1,352,140	1,250,000	1,250,000	1,250,000	1,250,000
A	4670	PURCHASE OF SERVICES	A 6070		138,989	265,488	265,488	265,488
A	4752	PORTABILITY/FRAUD	A 6311	360-				
A	4772	FEDERAL REVENUE	A 6773	51,833	51,217	41,217	41,217	41,217

REVENUE SUMMARY DECEMBER 16, 2015 PAGE 12
GENERAL FUND

FUND	REVENUE	REVENUE DESCRIPTION	DEPARTMENT	ACTUAL REVENUE 2 0 1 4	BUDGETED REVENUE 2 0 1 5	DEPARTMNT REQUESTED 2 0 1 6	BUDGET RECOMM. 2 0 1 6	ADOPTED 2 0 1 6
A	4772	FEDERAL REVENUE	A 6774	95,765	95,735	95,762	95,762	95,762
A	4772	FEDERAL REVENUE	A 6775		187,680	125,360	125,360	125,360
A	4772	FEDERAL REVENUE	A 6776	3,529	3,501	3,425	3,425	3,425
A	4772	FEDERAL REVENUE	A 6781	153,021	150,238	150,238	150,238	150,238
A	4772	FEDERAL REVENUE	A 6784	43,973	35,568	35,568	35,568	35,568
A	4772	FEDERAL REVENUE	A 6785	35,662	36,017	36,693	36,693	36,693
A	4772	FEDERAL REVENUE	A 6789	27,753				
A	4773	FEDERAL CASH IN LIEU	A 6774	35,254	34,399	39,641	39,641	39,641
A	4773	FEDERAL CASH IN LIEU	A 6778	21,461	21,222	22,855	22,855	22,855
A	4789	OTHER FED ECON OPP & ASSIS	A 6311	270,249	306,041	290,769	290,769	290,769
A	4789	OTHER FED ECON OPP & ASSIS	A 6313	331,261	214,299	216,221	216,221	216,221
A	4789	OTHER FEDERAL	A 8020	56,206		50,000	50,000	50,000
A	4790	FEDERAL AID	A 7316	120,890	119,500	125,000	125,000	125,000
		TOTAL FEDERAL AID		15,774,360	12,947,572	15,694,128	15,694,128	15,694,128
		TOTAL GENERAL FUND		98,385,907	106,783,792	103,542,457	103,542,457	103,542,457

REVENUE SUMMARY DECEMBER 16, 2015 PAGE 13

COMMUNITY DEVELOPMENT

FUND	REVENUE	REVENUE DESCRIPTION	DEPARTMENT	ACTUAL REVENUE 2 0 1 4	BUDGETED REVENUE 2 0 1 5	DEPARTMNT REQUESTED 2 0 1 6	BUDGET RECOMM. 2 0 1 6	ADOPTED 2 0 1 6
		TOTAL COMMUNITY DEVELOPMENT						

REVENUE SUMMARY DECEMBER 16, 2015

RISK RETENTION

FUND	REVENUE	REVENUE DESCRIPTION	DEPARTMENT	ACTUAL REVENUE 2 0 1 4	BUDGETED REVENUE 2 0 1 5	DEPARTMNT REQUESTED 2 0 1 6	BUDGET RECOMM. 2 0 1 6	ADOPTED 2 0 1 6
CS	1270	SHARED SERVICES - UNEMPLOYMENT	CS9050	57,983	115,000	115,000	115,000	115,000
CS	2401	INTEREST	CS1710	48				
CS	2402	INTEREST - RESERVE	CS1710	866				
CS	2403	INTEREST - UNEMPLOYMENT	CS9050	702				
CS	5031	INTERFUND TRANSF-LIABILITY INS	CS1710	50,000	50,000	50,000	50,000	50,000
		TOTAL RISK RETENTION		109,599	165,000	165,000	165,000	165,000

REVENUE SUMMARY DECEMBER 16, 2015

COUNTY ROAD FUND

FUND	REVENUE	REVENUE DESCRIPTION	DEPARTMENT	ACTUAL REVENUE 2 0 1 4	BUDGETED REVENUE 2 0 1 5	DEPARTMNT REQUESTED 2 0 1 6	BUDGET RECOMM. 2 0 1 6	ADOPTED 2 0 1 6
D	1001	TAX LEVY	D 5110	7,617,104	7,653,520	8,530,407	8,530,407	8,530,407
D	2301	SNOW REMOVAL, ADMINISTRATIVE	D 5010	36,928	25,000	25,000	25,000	25,000
D	2302	SNOW REMOVAL, OTHER	D 5144	929,347	800,000	800,000	800,000	800,000
D	2401	INTEREST	D 5010	336				
D	2650	SALE OF SCRAP	D 5110	2,400				
D	2650	SALE OF SCRAP	D 5111		5,000	5,000	5,000	5,000
D	2655	MINOR SALES	D 5010	45	100	100	100	100
D	2680	INSURANCE RECOVERY	D 5010	7,932				
D	2701	REFUND OF PRIOR YRS EXPENSE	D 5010	101				
D	2770	OTHER UNCLASSIFIED REVENUE	D 5110	69,196	7,500	7,500	7,500	7,500
D	2772	SIGN REIMBURSEMENT	D 5110	17,703	10,000	5,000	5,000	5,000
D	2773	REIMBURSEMENT FROM OTHER GOVTS	D 5110	79,717	1,500	7,500	7,500	7,500
D	2773	REIMBURSEMENT FROM OTHER	D 5133	839	2,000			
D	3501	STATE AID - CHIPS	D 5112	1,006,273	1,006,273	1,006,273	1,006,273	1,006,273
D	3501	STATE AID - CHIPS	D 5130	636,782	636,782	636,782	636,782	636,782
D	3501	STATE AID - CHIPS	D 5136	137,998	172,498			
D	3591	STATE HIGHWAY CAPITAL PRO	D 5133	172-				
D	3591	STATE HIGHWAY CAPITAL PRO	D 5134	3,810	150			
D	3591	STATE HIGHWAY CAPITAL PROJECTS	D 5135	68,688	12,000			
D	3591	STATE HIGHWAY CAPITAL PRO	D 5137			234,150	234,150	234,150
D	3591	STATE HIGHWAY CAPITAL PRO	D 5138			15,750	15,750	15,750
D	3960	EMERGENCY DISASTER AID	D 5110	27,574				
D	4591	FEDERAL HIGHWAY CAPITAL GRANTS	D 5125	4,336-				
D	4591	FEDERAL HIGHWAY CAPITAL GRANTS	D 5126	60,030-				
D	4591	FEDERAL HIGHWAY CAPITAL G	D 5131	8,200				
D	4591	FEDERAL HIGHWAY CAPITAL G	D 5133	13,428	8,000			
D	4591	FEDERAL HIGHWAY CAPITAL GRANTS	D 5134	22,695	800			
D	4591	FEDERAL HIGHWAY CAPITAL GRANTS	D 5135	366,339	64,000			
D	4591	FEDERAL HIGHWAY CAPITAL G	D 5137		101,600	1,248,000	1,248,000	1,248,000
D	4591	FEDERAL HIGHWAY CAPITAL G	D 5138		174,400	76,000	76,000	76,000

REVENUE SUMMARY DECEMBER 16, 2015

COUNTY ROAD FUND

FUND	REVENUE	REVENUE DESCRIPTION	DEPARTMENT	ACTUAL REVENUE 2 0 1 4	BUDGETED REVENUE 2 0 1 5	DEPARTMNT REQUESTED 2 0 1 6	BUDGET RECOMM. 2 0 1 6	ADOPTED 2 0 1 6
D	4960	EMERGENCY DISASTER AID	D 5110	82,723				
D	5031	INTERFUND TRANSFER	D 5113	181,000				
		TOTAL COUNTY ROAD FUND		11,252,617	10,681,123	12,597,462	12,597,462	12,597,462

REVENUE SUMMARY DECEMBER 16, 2015

ROAD MACHINERY FUND

FUND	REVENUE	REVENUE DESCRIPTION	DEPARTMENT	ACTUAL REVENUE 2 0 1 4	BUDGETED REVENUE 2 0 1 5	DEPARTMNT REQUESTED 2 0 1 6	BUDGET RECOMM. 2 0 1 6	ADOPTED 2 0 1 6
DM	2401	INTEREST	DM5130	83				
DM	2650	SALE OF SCRAP	DM5130	7,956	3,000	3,000	3,000	3,000
DM	2665	SALE OF EQUIPMENT	DM5130	129,102	50,000	50,000	50,000	50,000
DM	2680	INSURANCE RECOVERY	DM5130	11,086	11,086			
DM	2770	OTHER UNCLASSIFIED	DM5130	495,768	450,000			
DM	5031	INTERFUND TRANSFER	DM5130	1,370,114	1,585,020	1,976,333	1,976,333	1,976,333
		TOTAL ROAD MACHINERY FUND		2,014,109	2,099,106	2,029,333	2,029,333	2,029,333

REVENUE SUMMARY DECEMBER 16, 2015 PAGE 18

ENTERPRISE

FUND	REVENUE	REVENUE DESCRIPTION	DEPARTMENT	ACTUAL REVENUE 2 0 1 4	BUDGETED REVENUE 2 0 1 5	DEPARTMNT REQUESTED 2 0 1 6	BUDGET RECOMM. 2 0 1 6	ADOPTED 2 0 1 6
E	1651	IGT	E 6120	6,554,874	6,000,000	6,000,000	6,000,000	6,000,000
E	2231	PER DIEM	E 6120	17,825,948	18,351,330	18,926,644	18,926,644	18,926,644
E	2232	PRIVATE PAY - DAY CARE	E 6120	4,025				
E	2401	INTEREST	E 6120	6,903	105,500	98,750	98,750	98,750
E	2701	REFUND OF PRIOR YEARS EXPENSE	E 6120	501				
E	2772	PRIVATE PATIENTS PER DIEM	E 6120	4,974,691	6,173,409	5,867,081	5,867,081	5,867,081
E	2789	MISCELLANEOUS	E 6120	444,191	230,000	305,000	305,000	305,000
		TOTAL ENTERPRISE		29,811,133	30,860,239	31,197,475	31,197,475	31,197,475

REVENUE SUMMARY DECEMBER 16, 2015

WATER AUTHORITY

FUND	REVENUE	REVENUE DESCRIPTION	DEPARTMENT	ACTUAL REVENUE 2 0 1 4	BUDGETED REVENUE 2 0 1 5	DEPARTMNT REQUESTED 2 0 1 6	BUDGET RECOMM. 2 0 1 6	ADOPTED 2 0 1 6
F	1028	SPECIAL ASSESS. AD VALOREM	F 8310		11,000	11,000	11,000	11,000
F	1028	SPECIAL ASSESS. AD VALOREM	F 9710	343,204	274,559	278,680	278,680	278,680
F	2401	INTEREST	F 1000	1,407				
		TOTAL WATER AUTHORITY		344,611	285,559	289,680	289,680	289,680

REVENUE SUMMARY DECEMBER 16, 2015

CONSEUS SEWER DISTRICT

FUND	REVENUE	REVENUE DESCRIPTION	DEPARTMENT	ACTUAL REVENUE 2 0 1 4	BUDGETED REVENUE 2 0 1 5	DEPARTMNT REQUESTED 2 0 1 6	BUDGET RECOMM. 2 0 1 6	ADOPTED 2 0 1 6
G	1028	SPECIL ASSESS. AD VALOREM	G 8310		3,000	3,000	3,000	3,000
G	1028	SPECIL ASSESS. AD VALOREM	G 9710	92,971	81,696	81,325	81,325	81,325
G	2701	REFUND OF PRIOR YEARS EXPENSE	G 8310	5,255-				
		TOTAL CONSEUS SEWER DISTRICT		87,715	84,696	84,325	84,325	84,325

FUND	REVENUE	REVENUE DESCRIPTION	DEPARTMENT	ACTUAL REVENUE 2 0 1 4	BUDGETED REVENUE 2 0 1 5	DEPARTMNT REQUESTED 2 0 1 6	BUDGET RECOMM. 2 0 1 6	ADOPTED 2 0 1 6
H	2701	PRIOR YEARS EXPENSE	H 8116	5,255				
H	2701	PRIOR YEARS EXPENSE	H 8315	107-				
H	5031	INTERFUND TRANSFERS	H 1625		150,000			
H	5031	INTERFUND TRANSFERS	H 1626	25,000				
H	5031	INTERFUND TRANSFERS	H 1628	95,000	100,000			
H	5031	INTERFUND TRANSFERS	H 1629	200,000	200,000			
H	5031	INTERFUND TRANSFERS	H 1630		175,000			
H	5031	INTERFUND TRANSFERS	H 1680		700,000			
H	5031	INTERFUND TRANSFERS	H 3020		100,000			
H	5031	INTERFUND TRANSFERS	H 3150	250,000				
H	5031	INTERFUND TRANSFERS	H 5117	402,319	54,584			
H	5031	INTERFUND TRANSFERS	H 6121	230,000	150,000			
H	5031	INTERFUND TRANSFERS	H 6122		50,000			
		TOTAL		1,207,466	1,679,584			

REVENUE SUMMARY DECEMBER 16, 2015 PAGE 22

JTPA

FUND	REVENUE	REVENUE DESCRIPTION	DEPARTMENT	ACTUAL REVENUE 2 0 1 4	BUDGETED REVENUE 2 0 1 5	DEPARTMNT REQUESTED 2 0 1 6	BUDGET RECOMM. 2 0 1 6	ADOPTED 2 0 1 6
J	2701	REFUND OF PRIOR YEARS EXPENSE	J 6292	147				
J	2770	ASSESSMENT REVENUE	J 6292	450				
J	4790	FEDERAL AID	J 6292	417,729	579,700	341,000	341,000	341,000
J	4790	FEDERAL AID	J 6293	21,587	75,000			
J	4790	FEDERAL AID	J 6294	38,714				
J	4790	FEDERAL AID	J 6295	15,855	34,050			
J	4790	FEDERAL AID	J 6297			708,500	708,500	708,500
J	4790	FEDERAL AID	J 6298	97,385	133,200	23,000	23,000	23,000
		TOTAL JTPA		591,867	821,950	1,072,500	1,072,500	1,072,500

REVENUE SUMMARY DECEMBER 16, 2015 PAGE 23

FUND	REVENUE	REVENUE DESCRIPTION	DEPARTMENT	ACTUAL REVENUE 2 0 1 4	BUDGETED REVENUE 2 0 1 5	DEPARTMNT REQUESTED 2 0 1 6	BUDGET RECOMM. 2 0 1 6	ADOPTED 2 0 1 6
M	2222	PARTICIPANTS ASSESSMENTS	M 1710	1,219,300	1,284,300	1,246,900	1,246,900	1,246,900
M	2401	INTEREST	M 1710	172	10,000	10,000	10,000	10,000
M	2402	INTEREST ON RESERVE	M 1710	7,446				
M	2680	INSURANCE RECOVERIES	M 1930	435,578	420,000	420,000	420,000	420,000
M	2701	REFUND OF PRIO YRS EXP	M 1930	381				
M	2801	INTERFUND REVENUES	M 1930	1,712,074	1,800,000	1,800,000	1,800,000	1,800,000
		TOTAL		3,374,951	3,514,300	3,476,900	3,476,900	3,476,900

REVENUE SUMMARY DECEMBER 16, 2015

FUND	REVENUE	REVENUE DESCRIPTION	DEPARTMENT	ACTUAL REVENUE 2 0 1 4	BUDGETED REVENUE 2 0 1 5	DEPARTMNT REQUESTED 2 0 1 6	BUDGET RECOMM. 2 0 1 6	ADOPTED 2 0 1 6
MS	2401	INTEREST EARNINGS	MS1710	514				
MS	2680	INSURANCE RECOVERIES	MS1930	279,877				
MS	2709	EMPLOYEE CONTRIBUTIONS	MS1930	10,550,815				
		TOTAL		10,831,206				

REVENUE SUMMARY DECEMBER 16, 2015

FUND	REVENUE	REVENUE DESCRIPTION	DEPARTMENT	ACTUAL REVENUE 2 0 1 4	BUDGETED REVENUE 2 0 1 5	DEPARTMNT REQUESTED 2 0 1 6	BUDGET RECOMM. 2 0 1 6	ADOPTED 2 0 1 6
TE	2401	INTEREST	TE8003	67				
TE	2401	INTEREST	TE8004	5				
TE	2401	INTEREST	TE8005	13				
TE	2705	GIFTS & DONATIONS	TE8003	27,583				
TE	2705	GIFTS & DONATIONS	TE8004	1,645				
		TOTAL		29,313				
		TOTAL REVENUES ALL FUNDS		158,040,494	156,975,349	154,455,132	154,455,132	154,455,132

REVENUE SUMMARY DECEMBER 16, 2015 PAGE 26

INTER-FUND REVENUE SUMMARY

FUND	REVENUE	REVENUE DESCRIPTION	DEPARTMENT	ACTUAL REVENUE 2 0 1 4	BUDGETED REVENUE 2 0 1 5	DEPARTMNT REQUESTED 2 0 1 6	BUDGET RECOMM. 2 0 1 6	ADOPTED 2 0 1 6
CS	5031	INTERFUND TRANSF-LIABILITY INS	CS1710	50,000	50,000	50,000	50,000	50,000
D	5031	INTERFUND TRANSFER	D 5113	181,000				
DM	5031	INTERFUND TRANSFER	DM5130	1,370,114	1,585,020	1,976,333	1,976,333	1,976,333
H	5031	INTERFUND TRANSFERS	H 1625		150,000			
H	5031	INTERFUND TRANSFERS	H 1626	25,000				
H	5031	INTERFUND TRANSFERS	H 1628	95,000	100,000			
H	5031	INTERFUND TRANSFERS	H 1629	200,000	200,000			
H	5031	INTERFUND TRANSFERS	H 1630		175,000			
H	5031	INTERFUND TRANSFERS	H 1680		700,000			
H	5031	INTERFUND TRANSFERS	H 3020		100,000			
H	5031	INTERFUND TRANSFERS	H 3150	250,000				
H	5031	INTERFUND TRANSFERS	H 5117	402,319	54,584			
H	5031	INTERFUND TRANSFERS	H 6121	230,000	150,000			
H	5031	INTERFUND TRANSFERS	H 6122		50,000			
		TOTAL INTER-FUND REVENUES		2,803,433	3,314,604	2,026,333	2,026,333	2,026,333
		TOTAL REVENUES ALL FUNDS (EXCLUDING INTER-FUND REVENUES)		155,237,061	153,660,745	152,428,799	152,428,799	152,428,799

Section 8

ASSESSOR'S REPORT

NYS - Real Property System
County of Livingston

Assessor's Report - 2015 - Prior Year File
S495 Exemption Impact Report
County Summary

RPS221/V04/L001
Date/Time - 9/24/2015 10:17:07
Total Assessed Value 4,611,314,287

Equalized Total Assessed Value 4,611,314,287

Exemption Code	Exemption Name	Statutory Authority	Number of Exemptions	Total Equalized Value of Exemptions	Percent of Value Exempted
12100	NYS - GENERALLY	RPTL 404(1)	90	225,082,400	4.88
12350	PUBLIC AUTHORITY - STATE	RPTL 412	1	65,000	0.00
13100	CO - GENERALLY	RPTL 406(1)	62	81,234,400	1.76
13230	CO O/S LIMITS - SPECIFIED USES	RPTL 406(2)	1	3,700	0.00
13440	CITY O/S LIMITS - SEWER OR WATER	RPTL 406(3)	3	921,500	0.02
13500	TOWN - GENERALLY	RPTL 406(1)	143	47,838,164	1.04
13510	TOWN - CEMETERY LAND	RPTL 446	9	216,700	0.00
13650	VG - GENERALLY	RPTL 406(1)	121	18,635,100	0.40
13660	VG - CEMETERY LAND	RPTL 446	1	15,900	0.00
13730	VG O/S LIMITS - SPECIFIED USES	RPTL 406(2)	2	104,800	0.00
13740	VG O/S LIMITS - SEWER OR WATER	RPTL 406(3)	9	14,309,443	0.31
13741	VG O/S LIMITS - SEWER OR WATER	RPTL 406(3)	1	2,100,500	0.05
13800	SCHOOL DISTRICT	RPTL 408	26	105,928,600	2.30
13850	BOCES	RPTL 408	1	7,113,100	0.15
13870	SPEC DIST USED FOR PURPOSE ESTAB	RPTL 410	2	117,500	0.00
13890	PUBLIC AUTHORITY - LOCAL	RPTL 412	1	0	0.00
14100	USA - GENERALLY	RPTL 400(1)	6	9,000,300	0.20
14110	USA - SPECIFIED USES	STATE L 54	2	451,800	0.01
18020	MUNICIPAL INDUSTRIAL DEV AGENCY	RPTL 412-a	53	93,658,311	2.03
21600	RES OF CLERGY - RELIG CORP OWNER	RPTL 462	14	1,597,400	0.03
25110	NONPROF CORP - RELIG(CONST PROT)	RPTL 420-a	133	54,588,800	1.18
25120	NONPROF CORP - EDUCL(CONST PROT)	RPTL 420-a	15	3,975,200	0.09
25130	NONPROF CORP - CHAR (CONST PROT)	RPTL 420-a	10	1,367,200	0.03
25230	NONPROF CORP - MORAL/MENTAL IMP	RPTL 420-a	7	1,351,200	0.03
25300	NONPROF CORP - SPECIFIED USES	RPTL 420-b	33	7,983,000	0.17
25400	FRATERNAL ORGANIZATION	RPTL 428	3	195,100	0.00
25500	NONPROF MED, DENTAL, HOSP SVCE	RPTL 486	2	4,055,000	0.09
25600	NONPROFIT HEALTH MAINTENANCE ORG	RPTL 486-a	5	1,528,100	0.03
26050	AGRICULTURAL SOCIETY	RPTL 450	1	240,700	0.01
26100	VETERANS ORGANIZATION	RPTL 452	17	1,270,900	0.03
26250	HISTORICAL SOCIETY	RPTL 444	11	1,128,800	0.02
26400	INC VOLUNTEER FIRE CO OR DEPT	RPTL 464(2)	31	8,779,500	0.19
27350	PRIVATELY OWNED CEMETERY LAND	RPTL 446	95	2,090,400	0.05

Equalized Total Assessed Value 4,611,314,287

Exemption Code	Exemption Name	Statutory Authority	Number of Exemptions	Total Equalized Value of Exemptions	Percent of Value Exempted
28110	NOT-FOR-PROFIT HOUSING COMPANY	RPTL 422	1	808,900	0.02
28550	NOT-FOR-PROFIT HOUS CO-SR CITS CTR	RPTL 422	1	1,657,300	0.04
29300	HOSP CORP FOR BENEFIT OF CITY	RPTL 438	1	14,657,800	0.32
32252	NYS OWNED REFORESTATION LAND	RPTL 534	13	3,422,400	0.07
32301	NYS LAND TAXABLE FOR SCHOOL ONLY	RPTL 536	23	6,071,800	0.13
40002	RESTRICTED AV (CONDO/CO-OP)	RPTL 558	1	761,594	0.02
41101	VETS EX BASED ON ELIGIBLE FUNDS	RPTL 458(1)	29	86,952	0.00
41102	VETS EX BASED ON ELIGIBLE FUNDS	RPTL 458(1)	3	8,150	0.00
41111	VET PRO RATA: FULL VALUE ASSMT	RPTL 458(5)	157	8,732,373	0.19
41112	VET PRO RATA: FULL VALUE ASSMT	RPTL 458(5)	27	2,228,476	0.05
41120	ALT VET EX-WAR PERIOD-NON-COMBAT	RPTL 458-a	602	10,861,584	0.24
41121	ALT VET EX-WAR PERIOD-NON-COMBAT	RPTL 458-a	662	9,998,270	0.22
41130	ALT VET EX-WAR PERIOD-COMBAT	RPTL 458-a	469	13,951,301	0.30
41131	ALT VET EX-WAR PERIOD-COMBAT	RPTL 458-a	501	12,410,962	0.27
41140	ALT VET EX-WAR PERIOD-DISABILITY	RPTL 458-a	149	4,600,374	0.10
41141	ALT VET EX-WAR PERIOD-DISABILITY	RPTL 458-a	169	3,987,676	0.09
41151	COLD WAR VETERANS (10%)	RPTL 458-b	2	16,000	0.00
41161	COLD WAR VETERANS (15%)	RPTL 458-b	193	2,228,381	0.05
41162	COLD WAR VETERANS (15%)	RPTL 458-b	2	24,000	0.00
41171	COLD WAR VETERANS (DISABLED)	RPTL 458-b	15	342,708	0.01
41300	PARAPLEGIC VETS	RPTL 458(3)	3	438,400	0.01
41400	CLERGY	RPTL 460	29	43,500	0.00
41700	AGRICULTURAL BUILDING	RPTL 483	192	14,249,843	0.31
41720	AGRICULTURAL DISTRICT	AG-MKTS L 305	2,071	298,746,865	6.48
41730	AGRIC LAND-INDIV NOT IN AG DIST	AG MKTS L 306	410	48,527,578	1.05
41800	PERSONS AGE 65 OR OVER	RPTL 467	765	26,131,416	0.57
41801	PERSONS AGE 65 OR OVER	RPTL 467	50	1,305,178	0.03
41802	PERSONS AGE 65 OR OVER	RPTL 467	4	134,405	0.00
41930	DISABILITIES AND LIMITED INCOMES	RPTL 459-c	79	2,760,083	0.06
41931	DISABILITIES AND LIMITED INCOMES	RPTL 459-c	14	335,493	0.01
42100	SILOS, MANURE STORAGE TANKS,	RPTL 483-a	172	3,786,254	0.08
42120	TEMPORARY GREENHOUSES	RPTL 483-c	7	54,544	0.00
44490	SYSTEM CODE	STATUTORY AUTH NOT DEFINED	13	620,100	0.01

NYS - Real Property System
County of Livingston

Assessor's Report - 2015 - Prior Year File
S495 Exemption Impact Report
County Summary

RPS221/V04/L001
Date/Time - 9/24/2015 10:17:07
Total Assessed Value 4,611,314,287

Equalized Total Assessed Value 4,611,314,287

Exemption Code	Exemption Name	Statutory Authority	Number of Exemptions	Total Equalized Value of Exemptions	Percent of Value Exempted
46450	INC ASSN OF VOLUNTEER FIREMEN	RPTL 464(1)	1	20,000	0.00
47100	Mass Telecomm Ceiling	RPTL S499-qqqq	18	249,806	0.01
47200	RAILROAD - PARTIALLY EXEMPT	RPTL 489-d&dd	25	289,404	0.01
47460	FOREST LAND CERTD AFTER 8/74	RPTL 480-a	60	3,236,003	0.07
47590	MIXED-USE PROPERTIES IN CERTAIN CITIES	RPTL 485-a	2	67,800	0.00
47610	BUSINESS INVESTMENT PROPERTY POST 8/5	RPTL 485-b	123	5,302,427	0.11
47900	FAIR POLLUTION CONTROL FACILITY	RPTL 477-a	1	633,200	0.01
48670	REDEVELOPMENT HOUSING CO	P H FI L 125 & 127	2	2,191,400	0.05
49500	SOLAR OR WIND ENERGY SYSTEM	RPTL 487	13	278,100	0.01
49530	INDUSTRIAL WASTE TREATMENT FAC	RPTL 477	2	354,391	0.01
50000	SYSTEM CODE	STATUTORY AUTH NOT DEFINED	4	2,006,000	0.04
50001	SYSTEM CODE	STATUTORY AUTH NOT DEFINED	11	3,186,160	0.07
50002	SYSTEM CODE	STATUTORY AUTH NOT DEFINED	4	2,700	0.00
50005	SYSTEM CODE	STATUTORY AUTH NOT DEFINED	4	2,700	0.00
Total Exemptions Exclusive of System Exemptions:			**7,987**	**1,203,561,709**	**26.10**
Total System Exemptions:			**23**	**5,197,560**	**0.11**
Totals:			**8,010**	**1,208,759,269**	**26.21**

Values have been equalized using the Uniform Percentage of Value. The Exempt amounts do not take into consideration, payments in lieu of taxes or other payments for municipal services.

Amount, if any, attributable to payments in lieu of taxes: _____

Section 9

POSITION CONTROL COUNTS

(PPS732) DATE 10/10/14 PERSONNEL TOTALS PAGE 1

NON SPOR	ACTIVITY SPOR	DEPARTMENT ACTV	LWOP	DEPT HEAD	NON DEPT HEAD	CSEA FT	CSEA PT	NURSE	SHER COPS	LCDSA	SHER NONE	--STATUS -------- --HOURS WORKED -- FULL	PART	SHARE	PERM
A1010	LEGISLATIVE BOARD			18								18			
18		18													
A1165	DISTRICT ATTORNEY			8		1					2	8	3		
9	2	11													
A1166	STOP DOMESTIC VIOLENCE G			1								1			
1		1													
A1170	INDIGENT DEF-PUBLIC DEFE			7		1						6	2		
8		8													
A1230	COUNTY ADMINISTRATOR			2								2			
2		2													
A1320	AUDITOR			1								1			
1		1													
A1325	COUNTY TREASURER			2		5						7			
7		7													
A1345	PURCHASING			1								1			
1		1													
A1355	REAL PROPERTY TAX SERVIC			1		3						4			
4		4													
A1410	COUNTY CLERK			3		14						17			
17		17													
A1420	LAW			3								3			
3		3													
A1430	PERSONNEL CIVIL SERVICE			5							1	5	1		
5	1	6													
A1450	ELECTIONS			4							2	4	2		
4	2	6													
A1451	ELECTION INSPECTORS			1		9	1				240		251		
251		251													
A1610	CENTRAL SERVICES ADMIN					14						14			
14		14													
A1620	BUILDINGS			1		3	1					4	1		
4	1	5													

```
A1630 MILLENNIUM DRIVE COMPLEX      1                                           1
1                 1
A1665 RECORDS MANAGEMENT            1                 1                         1     1
1     1           2
A1680 INFORMATION & TECHNOLOGY      2           7                                 9
9                 9
A3020 E911 TELEPHONE SYSTEM                                       1    18        17     2
16     3          19
A3110 SHERIFF                       6                            48     4        43    15
43    15          58
A3111 COPS SCHOOL RESOURCE OFF                                    3                 3
3                 3
A3112 STOP DWI                                                    3     1           4
4                 4
A3116 COURT SECURITY                                              1     5           6
6                 6
A3140 PROBATION                     1          13                                14
14                14
A3147 JUVENILE AID                                                2     1           3
3                 3
A3150 JAIL                          1                                 69        47    23
47    23          69     1
A3510 CONTROL OF DOGS               1           1     1                           2     1
2     1           3
A3640 EMERGENCY MANAGEMENT SER      1           1                                 2
2                 2
A4010 DEPARTMENT OF HEALTH          6          15     2    11                1    26     9
28     7          35
A4013 COUNTY EMERGENCY SERVICE      1                                             1
1                 1
A4014 COUNTY AMBULANCE SERVICE      1           8                           26     9    26
9    26           35
A4035 REPRODUCTIVE HEALTH CENT                  3     3     8                     4     9     1
6     8           14
A4082 W I C                                     2     5     4                     4     7
6     5           11
(PPS732) DATE  10/10/14               PERSONNEL TOTALS                        PAGE    2
NON                                                                                --STATUS --------
```

NON SPOR	ACTIVITY DEPARTMENT	DEPT HEAD	DEPT HEAD	CSEA FT	CSEA PT	NURSE	SHER COPS	SHER LCDSA	NONE	--HOURS WORKED -- FULL	PART	SHARE	PERM	SPOR	ACTV	LWOP
A4083	HOSPICE			1	12	9			1	5	18			5	18	23
A4088	EARLY CARE CASE MANAGEME			1						1				1		1
A4091	EI 0-2 PROGRAM					2				1	1			2		2
A4093	TOBACCO GRANT			1					1	1	1			1	1	2
A4095	IMMUNIZATION GRANT				1						1			1		1
A4097	WATERSHED PROGRAM			1						1				1		1
A4101	FOSTER CARE NURSE					1						1		1		1
A4110	CANCER SERVICES					1					1			1		1
A4115	COMMUNITY HEALTH WORKER			2						2				2		2
A4310	MENTAL HEALTH ADMINISTRA	2		17	1				4	19	5			19	5	23 1
A6010	SOCIAL SERVICES ADMINIST	6		106	1					113				112	1	113
A6311	HOUSING			3						3				3		3
A6510	VETERANS	1			1						2			1	1	2
A6773	OFFICE OF AGING TITLE II	1		1	3					2	3			2	3	5
A6774	OFFICE OF AGING TITLE II	2		1	14				5	3	19			3	19	22
A6778	OFFICE OF AGING SNAP				1						1			1		1
A6780	OFFICE OF AGING EISP/CSE	2		1	1					3	1			3	1	4

```
A6781 OFFICE OF AGING FOSTER G      1                                          1
1                1
A6783 OFFICE FOR AGING WRAP                     1                              1
1                1
A6989 PROMOTION OF INDUSTRY         2           1                              3
3                3
A7510 COUNTY HISTORIAN              1                 2                        1     2
1     2          3
A8020 PLANNING DEPARTMENT           2           4                          1   6     1
6     1          7
A8037 PUBLIC WORKS                  3          10                             13
13               13
D5010 CTY ROAD ADMINISTRATION       5           3                              8
8                8
D5020 CTY ROAD ENGINEERING                      3                              3
3                3
D5110 CTY ROAD MAINTENANCE                     17                             17
17               17
E6120 CTR FOR NURSING/REHABILI     11         200   122                      1   212   122
211   123        324    10
J6292 WIA                           1           7                          1     8     1
8     1          9
J6298 WIA YOUTH PROGRAM                                                     18          18
18          18
M5130 MACHINERY DEPT                            4                              4
4                4
    TOTAL COUNTY                  120         485   173    36    58    98   304   722   550     2
732   542        1262    12
```

(PPS732) DATE 10/08/15 PERSONNEL TOTALS PAGE 1

NON SPOR	ACTIVITY SPOR	DEPARTMENT ACTV	LWOP	DEPT HEAD	NON DEPT HEAD	CSEA FT	CSEA PT	NURSE	SHER COPS	SHER LCDSA	NONE	--STATUS -------- --HOURS WORKED -- FULL	PART	SHARE	PERM
A1010		LEGISLATIVE BOARD		18								18			
18			18												
A1165		DISTRICT ATTORNEY		8		1					2	8	3		
9	2		11												
A1166		STOP DOMESTIC VIOLENCE G		1								1			
1			1												
A1170		INDIGENT DEF-PUBLIC DEFE		8		1						6	3		
9			9												
A1185		MEDICAL EXAMINERS/CORONE									4		4		
4		4													
A1230		COUNTY ADMINISTRATOR		2								2			
2			2												
A1320		AUDITOR		1								1			
1			1												
A1325		COUNTY TREASURER		2		5						7			
7			7												
A1345		PURCHASING		1								1			
1			1												
A1355		REAL PROPERTY TAX SERVIC		1		3						4			
4			4												
A1410		COUNTY CLERK		1		13						14			
14			14												
A1420		LAW		3								3			
3			3												
A1430		PERSONNEL CIVIL SERVICE		5								5			
5			5												
A1450		ELECTIONS		4							2	4	2		
4	2		6												
A1451		ELECTION INSPECTORS				7	1				183		191		
191		191													
A1610		CENTRAL SERVICES ADMIN				14	1				1	15	1		
14	2		16												

```
A1620 BUILDINGS                    1          3     1                          4     1
4     1           5
A1630 MILLENNIUM DRIVE COMPLEX     1                                           1
1                 1
A1665 RECORDS MANAGEMENT           1                1                          1     1
1     1           2
A1680 INFORMATION & TECHNOLOGY     2          7                                9
9                 9
A3020 E911 TELEPHONE SYSTEM        1                                  21      16     6
16     6          22
A3110 SHERIFF                      6                          46      4      41    15
41    15          56
A3111 COPS SCHOOL RESOURCE OFF                                 4              4
4                 4
A3112 STOP DWI                                                 3      1       4
4                 4
A3116 COURT SECURITY                                           1      5       6
6                 5     1
A3140 PROBATION                    1         13                             14
14                14
A3147 JUVENILE AID                                             2      1       3
3                 3
A3150 JAIL                         1                          87          53    35
52    36          88
A3310 TRAFFIC SAFETY               1                                                1
1          1
A3510 CONTROL OF DOGS              1                1                          1     1
1     1           2
A3640 EMERGENCY MANAGEMENT SER     1          1                                2
2                 2
A4010 DEPARTMENT OF HEALTH         7         13     2     9                1    23     9
25     7          32
A4013 COUNTY EMERGENCY SERVICE     1                                           1
1                 1
A4014 COUNTY AMBULANCE SERVICE     1          8                           43     9    43
9    43          52
(PPS732) DATE  10/08/15              PERSONNEL TOTALS                        PAGE    2
                                     NON                                          --STATUS --------
```

NON SPOR	ACTIVITY DEPARTMENT	DEPT HEAD	DEPT HEAD	CSEA FT	CSEA PT	NURSE	SHER COPS	SHER LCDSA	NONE	--HOURS WORKED -- FULL	PART	SHARE	PERM	SPOR	ACTV	LWOP
A4035	REPRODUCTIVE HEALTH CENT			3	3	8				4	9	1		6	8	14
A4082	W I C			3	5	3				5	6			6	5	11
A4083	HOSPICE			2	12	9			1	6	18			6	18	24
A4088	EARLY CARE CASE MANAGEME			1						1				1		1
A4091	EI 0-2 PROGRAM					2				1	1			2		2
A4093	TOBACCO GRANT			1					2	1	2			1	2	3
A4095	IMMUNIZATION GRANT				1						1			1		1
A4097	WATERSHED PROGRAM			1						1				1		1
A4101	FOSTER CARE NURSE					1						1		1		1
A4110	CANCER SERVICES					1					1			1		1
A4115	COMMUNITY HEALTH WORKER			2						2				2		2
A4310	MENTAL HEALTH ADMINISTRA	1		15	3				4	16	7			16	7	23
A6010	SOCIAL SERVICES ADMINIST	6		108						114				114	113	1
A6311	HOUSING			3						3				3		3
A6510	VETERANS	2			1						3			1	2	3
A6773	OFFICE OF AGING TITLE II	1		3	2					4	2			4	2	6
A6774	OFFICE OF AGING TITLE II	2		1	15				6	3	21			3	21	24

```
A6775 BIP - OFA                                    1                                   1
1           1
A6778 OFFICE OF AGING SNAP                         1                                   1
1           1
A6780 OFFICE OF AGING EISP/CSE      2          1   1                            3      1
3     1           4
A6781 OFFICE OF AGING FOSTER G      1                                           1
1                 1
A6783 OFFICE FOR AGING WRAP                    1                                       1
1                 1
A6989 PROMOTION OF INDUSTRY         2                                           2
2                 2
A7316 TANF SYEP                                                          1           1
1           1
A7510 COUNTY HISTORIAN              1                  1                        1      1
1     1           2
A8020 PLANNING DEPARTMENT           2          4                             1     6      1
6     1           7
A8037 PUBLIC WORKS                  2          8                                  10
10                10
D5010 CTY ROAD ADMINISTRATION       5          4                                   9
9                 9
D5020 CTY ROAD ENGINEERING                     3                                       3
3                 3
D5110 CTY ROAD MAINTENANCE                    17                                      17
17                17
E6120 CTR FOR NURSING/REHABILI     12        200   126                            212   126
212   126         329     9
J6292 WIA - LIVINGSTON              2          5                             2     7      2
7     2           9
M5130 MACHINERY DEPT                           4                                       4
4                 4
    TOTAL COUNTY                  122        479   179    33    56   119   253   718   521      2
729   512        1230    11
```

Section 10

FINANCIAL POLICIES

Fund Balance Policy

Livingston County Fund Balance Policy
December 2011

BACKGROUND:
The Governmental Accounting Standards Board (GASB) has issued Statement 54, Fund Balance and Governmental Fund Type Definitions, which will be required to be incorporated in to the County's financial statements for the year ending December 31, 2011.

The Government Finance Officers Association (GFOA) recommends that governments establish a policy on the level of unrestricted fund balance that should be maintained in the general fund.

DEFINITIONS:
GASB has replaced the earlier reserved and unreserved fund balance classifications with the following ones:

Nonspendable – Consists of assets that are inherently nonspendable in the current period either because of their form or because they must be maintained intact, including prepaid items, inventories, long-term portions of loans receivable, financial assets held for resale, and principle of endowments.

Restricted – Consists of amounts that are subject to externally enforceable legal purpose restrictions imposed by creditors, or laws and regulations of other governments; or through constitutional provisions or enabling legislation.

Committed – Consists of amounts that are subject to a purpose constraint imposed by a formal action of the government's highest level of decision-making authority before the end of the fiscal year, and the same level of formal action is required to remove the constraint.

Assigned – Consists of amounts that are subject to a purpose constraint that represents an intended use established by the government's highest decision-making authority, or by their designated body or official. The purpose of the assignment must be narrower than the purpose of the general fund, and in funds other than the general fund, assigned fund balance represents the residual amount of fund balance.

Unassigned – Represents the residual classification for the government's general fund, and could report a surplus or a deficit. In funds other than the general fund, the unassigned classification should be used only to report a deficit balance resulting from overspending for the specific purposes for which amounts had been restricted, committed or assigned.

POLICY:

1. When resources have been spent, the County deems that they have been first spent from the highest constraint level available; therefore, they are considered to have been spent in the following order: restricted, committed, assigned and unassigned.

2. The County will maintain an adequate fund balance in its general fund to provide flexibility and to mitigate current and future risks (e.g., revenue shortfalls and unanticipated expenditures), to ensure stable tax rates, to provide for one-time opportunities and to retain favorable credit ratings. The County will endeavor to maintain unassigned fund balances in its general fund of twenty percent (20%) of regular general fund operating expenditures, net of local sales tax distribution. This amount provides the liquidity necessary to accommodate the County's uneven cash flow, which is inherent in its periodic tax collection schedule, and to respond to contingent liabilities.

3. The actual level of fund balance in the County's general fund is determined in its annual financial statement, several months after the end of the fiscal year. The County's budgeting process, which culminates both in the establishment of the following year's tax rate and the use of any appropriated fund balance, begins approximately two years in advance of the financial statement that will show the budget's results. Because of this time lag and because of the uncertainties of the budgeting process (such as the amounts of appropriated fund balance actually used each year), it is not possible to guarantee in advance a specific level of fund balance at the close of any fiscal year. Therefore, the County will use the following procedure to adjust the levels of fund balance, as necessary.

PROCEDURE:

1. Once the external auditor has reviewed the County's financial statements for the prior year and has confirmed the fund balances of the general fund, the County Administrator will recommend to the Ways and Means committee of the Board of Supervisors the amounts and types of assignments for the fund balance to be included in the financial statement.

2. The Ways and Means committee will review these assignments, discuss them with the external auditor as necessary and accept or modify the assignments prior to the presentation of the statement to the Board.

3. The County Administrator, as Budget Officer, shall make recommendations regarding the use of fund balance to be appropriated in the following year's budget based on this policy; specifically, he shall recommend an amount that will, in his estimation, retain the requisite/appropriate level of fund balances established in this policy.

Purchasing Policy

LIVINGSTON COUNTY PURCHASING POLICY

July 1, 2015

Adopted: 6/10/15
Resolution: #2015-198

DESCRIPTION	PAGE
BEST VALUE, USE OF COOPERATIVES	16 – 17
BLANKET PURCHASE ORDERS	8
COMPETITIVE BIDDING, AWARD & APPROVAL PROCESS	15
CONFLICT OF INTEREST	14
CREDIT CARD, USE OF COUNTY CARD & TRAVEL	23- 24
EMERGENCY PURCHASES/CONFIRMING PURCHASE ORDERS	9
ETHICS OF PURCHASING	2
EXCEPTIONS TO PURCHASING SYSTEM	13
GUIDELINES WHEN COMPETITIVE BIDDING IS NOT REQUIRED	18
INSURANCE BIDDING	11
INTERNET PURCHASES AND USE OF COUNTY CREDIT CARD	7
PROFESSIONAL SERVICES	15
PUBLIC WORKS	3
PURCHASE ORDER PROCEDURES	7
PURCHASE REQUISITION	6
PURCHASING LIMITS AND GUIDELINES	3 – 4
PURCHASING POLICY AND CONTROL	5
RECEIPT OF GOODS	10
SALE OF SCRAP	20
SECOND HAND EQUIPMENT	11
SOLE SOURCE & SINGLE SOURCE	11
STANDARDIZATION	21
SURPLUS ITEMS, DISPOSITION POLICY	19
VEHICLE AND AUTOMOTIVE EQUIPMENT PURCHASES	11
VENDOR PROTESTS	21

INTRODUCTION

Pursuant to General Municipal Law Section 104-b, goods and services which are not required by law to be procured by political subdivisions or any districts therein pursuant to competitive bidding must be procured in a manner so as to assure the prudent and economical use of public moneys in the best interest of the taxpayers of the political subdivision or district, to facilitate the acquisition of goods and services of maximum quality at the lowest possible cost under the circumstances, and to guard against favoritism, improvidence, extravagance, fraud and corruption. To further these objectives, the governing board of every political subdivision and any district therein, by resolution, will adopt internal policies and procedures governing all procurement of goods and services which are not required to be made pursuant to the competitive bidding requirements of section one hundred three of this article or any other general, special or local law.

Pursuant to Livingston County Local Law No. #3 of 1988, the County Administrator administers and oversees all purchasing functions of the County. This policy is the basis for the County's purchasing practices.

The purchase function involves the procurement of materials, supplies, equipment, and services at the lowest possible cost consistent with the quality needed to meet the required standards of the County. Although procedures change, fundamentals do not. Our goal is the promotion of the County's best interest through intelligent action and fair dealing which will result in obtaining the maximum projected value for each dollar of expenditures.

This policy has been prepared as a guide to performing the procurement function in accordance with County policies. It is intended to serve as a continuing reminder of the duties and responsibilities involved in procuring required items, while at the same time maintaining the County's reputation for fairness and integrity.

ETHICS OF PURCHASING

In order to eliminate any suspicion of wrongdoing, unfairness or conflicts of interest prior to any purchase of materials, goods, or supplies, Purchasing will:

l. Consider the interest of the County in the betterment of its government;
2. Endeavor to obtain the greatest value for every dollar expended;
3. Be receptive to advice and suggestions from department heads, insofar as such advice and suggestions are not in conflict with legal or moral restriction in purchasing procedures;
4. Strive for knowledge of municipal equipment and supplies in order to recommend items that may either reduce cost or increase municipal efficiency;
5. Insist on and expect honesty in sales representations whether offered verbally or in writing, through advertising or by providing samples of a product;
6. Give all responsible bidders equal considerations and the assurance of unbiased judgment in determining whether their product meets specifications;
7. Discourage the offer of, and to decline any and all gifts which in any way might influence the purchase of municipal equipment and supplies; and
8. Accord a prompt and courteous reception, insofar as conditions permit, to all who call on legitimate business missions, and cooperate with governmental and trade associations in the promotion and development of sound business methods in purchasing the County’s equipment and supplies.

PURCHASING POLICY LIMITS AND GUIDELINES

Pursuant to General Municipal Law Section 104-b, procedures for purchasing goods or services that fall below monetary bid limits must be established and approved by the governing board. The following guidelines are established for all purchases made by Livingston County Departments.

Quotes must be received for all items purchased in excess of $500.00 unless they are available from an approved contract such as a New York State Contract (OGS), Livingston County Contract, other County Contract, Group Purchasing Contract, Preferred Source pursuant to Sections 175(a) and 175(b) of the New York State Finance Law or any means legal in the State of New York.

All quotes obtained by the department are to sent to Purchasing by scanning and e-mailing the appropriate documents. If this method is not available a copy of the quotes can be sent through inter-office mail. The requisition number (assigned by the system) should be noted on the e-mail subject line or quote forms. A purchase order will then be issued upon approval.

In all cases the requesting department is responsible for supplying Purchasing with adequate information to purchase the item requested.

PURCHASES OF GOODS/EQUIPMENT/COMMODITIES - $20,000 OR LESS

Under $99.99	No quote, requisition or purchase order needed
$100.00 - $499.99	1 verbal quote from vendor and purchase order issued
$500.00 - $1,499.99	2 verbal quotes from vendors and purchase order issued
$1,500 - $19,999.99	3 written quotes from vendors and purchase order issued
$20,000 and over	Competitive Sealed Bid unless from approved contract
"Sole" source and "Single" source purchases	Refer to guidelines and approval process on page 11
If the required number of quotes cannot be obtained, the attempt made at obtaining them shall be documented and noted as part of the process.	
EXCEPTIONS for the **Center for Nursing & Rehabilitation**, **Central Services** and **Highway Department**: Purchase orders will be issued for purchases in excess of $500.00.	
If the actual cost of any purchases or projects are uncertain but suspected to exceed the $20,000 limit, discretion will be used and the bidding procedure will take effect. General Municipal Law, Section l03 requires purchases **exceeding $20,000.00 involving an overall expenditure by the County – not per department** be awarded to the lowest responsible bidder.	

ALL PUBLIC WORKS

Public Works applies to those items or projects involving labor or both materials and labor. Public Works relates to most service contracts. Prevailing Wages apply. Contact Purchasing for assistance in obtaining the Prevailing Wage Schedule.

Up to $5,000.99	1 written quote from vendor to be obtained by the department
$5,001.00 - $34,999.99	3 written quotes from vendors to be obtained by the department to review and make a recommendation. County Administrator must approve prior to award.
$35,000.00 & over	Sealed Bid per GML 103

WHEN SERVICES ARE NEEDED AND COMPETITIVE BIDDING IS NOT REQUIRED

Example: Professional Services

Up to $5,000.99	Department negotiates pricing with one Firm.
$5,001 - $19,999.99	Department obtains three proposals and negotiates pricing with the acceptable Firm.
$20,000 & over	Process to be determined by the County Administrator and County Attorney. Determination will be made if a formal Request for Proposal (RFP) will be issued.

WHEN CONTRACT AND RESOLUTION ARE REQUIRED

A contract must be drafted and fully executed whenever work is being performed on County property regardless of dollar amount spent and whenever a Resolution is required. All questions should be directed to the County Attorney.

PURCHASING POLICY AND CONTROL

1. Purchasing will be responsible for developing and administering the Purchasing Policy and Program.

1. Purchase contracts for materials, equipment and supplies involving an estimated annual expenditure of more than $20,000 and public works contracts involving more than $35,000 will be awarded only after public advertising soliciting formal bids (Section l03 of the General Municipal Law.)

1. All bid packages for competitive bidding will be prepared by Purchasing with the exception of the Highway Department. Bids for the Highway Department will be prepared by the department and sent to Purchasing and the County Attorney for review and final approval prior to advertising for bidding. The requesting departments are to submit the necessary information as outlined in the competitive bidding section of this policy.

1. All requests to purchase any technology related equipment, software or services must be researched and approved by the Director of Information and Technology prior to purchase order being approved.

1. The Purchasing procedures employed will comply with all applicable laws and regulations of the State and County.

1. Opportunity will be provided to all responsible suppliers to do business with the County. To this end, Purchasing will develop and maintain a vendor file of potential bidders for the various types of materials, equipment and supplies. Such lists should be used in the development of list for the distribution of specifications and invitations to bid. Any supplier may be included in the list upon request.

1. All contracts that require public advertising and competitive bidding will be awarded as provided by law and this policy.

1. Requests for renovations or maintenance to County property are to be submitted to the Buildings and Grounds Supervisor. Upon receipt, the issues will be reviewed with the County Administrator.

1. Supplies used by various officers and departments should be uniform whenever consistent with operational goals and in the interest of efficiency or economy. The department head may be required to justify the need for a special type of item.

1. No official or employee will be interested financially in any contract entered into by the local government as defined in Article l8 of the General Municipal Law. This also precludes acceptance of gratuities, financial or otherwise, by the above persons, from any supplier or materials or services to the County.

1. The County of Livingston will not be deemed responsible for commitments made circumventing these procedures.

1. The Livingston County Purchasing department is hereby authorized to make all purchases of necessary goods and services by any means legal within the State of New York and within all applicable rules and regulations and in the best interest of the taxpayers of Livingston County.

1. Pursuant to Chapter 402 of the Laws of 2007, effective January 1, 2009 the following are responsible for purchasing decisions:
    a. Livingston County Department Heads or designee enter requisition and approve at the departmental level.
    a. All Purchase Orders are approved by Lisa M. Grosse, Administrative Assistant.
    b. Ian M. Coyle, County Administrator approves as needed.

DEPARTMENTAL LEVEL - PURCHASE REQUISITION

1.PURPOSE: Provides a means of initiating the ordering process for goods and services. Provides a formal record, within the department, that such goods and/or services have been requisitioned. Provides the proper authority to procure the item requested.

1. FREQUENCY: Prepared whenever goods and services are required for items at a cost of $100 and above.

1.PREPARATION**:** The requisitioning department obtains the required quotes or uses one of the following means to secure pricing for the items or services requested:

a. County bid awards / formal bid preparation
b. New York State Contracts, in the case of the Center for Nursing and Rehabilitation, contracts awarded through a Group Purchasing Organization.
c. Preferred Source offerings required under Article XI of the State Finance Law.
e. Quotations: informal notice by a vendor setting forth terms under which he will furnish supplies or services.
f. Any other means legal in the State of New York.

A Purchase Requisition is completed through the on-line requisition system. The Department Head or authorized person must approve the purchase request through the on-line system prior to purchasing issuing the final Purchase Order. All quotes obtained by the department must be sent to Purchasing by scanning and e- mailing the appropriate documents. If this method is not available a copy of the quotes can be sent through inter-office mail. The requisition number (assigned by the system) should be noted on the e-mail subject line or quote forms. A purchase order will then be issued upon approval.

The Livingston County Information and Technology Services Department is responsible to set-up and train employees to use the on-line requisition system.

The request will be approved and a purchase order will be issued as soon as possible after all of the required documentation is received.

4. RESPONSIBILITY: The individual departments insure that items ordered and expenditures are within the budgetary appropriations.

IMPORTANT NOTE: Purchase orders will not be issued if funds are not available in the appropriate line. Transfers must be completed before a purchase order will be issued.

PURCHASE ORDER PROCEDURES

1.PURPOSE: Provides a formal document and authority for the purchase of goods and services. Provides documentation that goods and services have been ordered and received. Provides the necessary authority to pay vendor claims for goods and services. Initiates and substantiates various accounting processes. Provides the necessary tax-exempt sale proof needed by vendors. A complete executed purchase order becomes a valid contract by and between the County of Livingston and the Vendor providing the goods and services.

1.FREQUENCY: Prepared by the Purchasing Department, upon receipt of purchase requisition through the on-line requisition program.

1.RESPONSIBILITY: In all instances, purchase orders are required to be completed for all purchases (per invoice, per vendor) in excess of $100.00 before a purchase is made. The sole exception: emergency purchase orders to be described later.

1. DISTRIBUTION:

White (original)	Returned to department for verbal, fax or on-line ordering or mailed to the vendor by Purchasing.
Yellow	Remains in Purchasing's open file until goods are received.
Pink	Department's file copy.
Gold	Signed by the receiving department and returned to Purchasing when goods are received. The gold copy does not need to be returned for blanket orders.
Green	Forwarded to County Auditor with voucher for payment.

NOTE: Changes to the number of copies of the Purchase Order will be made at a later date.

INTERNET PURCHASES / USE OF COUNTY CREDIT CARD

- Internet purchases will be considered on a case-by-case basis.
- A Purchase Requisition issued to the vendor must be entered into the system and a Purchase Order number must be issued prior to the order being placed if the purchase would require a Purchase Order per the Purchasing Policy,
- If an item is found to be the lowest acceptable item available from a vendor that will only accept purchases made on-line, the department is to contact the County Auditor (Terry Donegan) or the Secretary to the County Administrator (Melissa Savino) for approval to use the County credit card to make the purchase.
- Orders will be placed by the Secretary to the County Administrator with ordering information from the department after proper approvals.
- A reference to the PO must be included on the voucher.

BLANKET PURCHASE ORDERS

1.PURPOSE: To eliminate the necessity for the issuance of separate orders for groups of items, which are purchased frequently from the same vendor. To permit the department to purchase items of this nature on an "as needed" basis when there is no provision to maintain an inventory.

1.RESPONSIBILITY: The amount and period of the blanket purchase order will be determined by the respective department head in conjunction with Purchasing and County Auditor. It should be based on information available in the records covering previous fiscal years and present departmental needs.

Blanket Orders will be issued for the following circumstances:

1. To vendors that Livingston County has entered into a contract with such as annual bids for supplies, State Contracts or any other type of approved contract.

1. To vendors without a contract, for the occasional purchase of such items as may be necessary in the departments day-to-day operations. Items may not be purchased in amounts, which meet or exceed the competitive bidding requirements. Requests for blanket orders will be issued on a case-by-case basis and will be rescinded if Purchasing policy limits are exceeded.

3.FREQUENCY: Issued as needed to various vendors for purchases of those items considered being of an immediate need or for purposes of consolidating purchases. Blanket orders may be issued on a monthly, quarterly, semi-annual or annual basis.

3. DISTRIBUTION: The same as regular purchase orders.

3. PREPARATION: The same as regular purchase orders.

The department **must** keep a record of these purchases made to insure that they do not exceed the amount allowed by the blanket purchase order. Any over expenditure, depending on the circumstances, may not be approved for payment. If it appears that the amount on the Blanket Purchase Order may not be sufficient to cover the time period allowed, Purchasing must be contacted immediately.

Purchase orders may be issued on a case-by-case basis to cover overages when purchases exceed the amount of the blanket order. A detailed explanation will be required. Continuous overages may not be approved.

EMERGENCY PURCHASES / CONFIRMING PURCHASE ORDERS

1. DEFINITION: To provide a purchase order number in cases where necessity for immediate action exists.

   Emergency Purchase - General Municipal Law Section 103 (4) clearly states, "in case of a public emergency arising out of an accident or other unforeseen occurrence or condition whereby circumstances affecting public buildings, public property or the life, health, safety or property of the inhabitants require immediate action which can not await competitive bidding, contracts for public work or the purchase of supplies may be let by the appropriate officer, board or agency."

2. PROCEDURE: When a department has an urgent situation, the following procedures will be followed:

   a. Prior to calling the Purchasing Department, the requisitioning department should be prepared to supply the following information:
      1. The reason the purchase is urgent.
      2. The department name and budget code.
      3. A complete description and accurate cost of the item to be purchased.
      4. The name and address of the vendor from whom the goods are to be purchased.

   b. Requisitioning department will verify the necessary budgetary appropriation.

   a. Purchasing, in conjunction with the County Administrator if necessary, will determine if a purchase is in fact urgent.

   a. If it is determined that an urgent situation does exist the immediate availability of the required goods or services will be given prime consideration in the selection of the vendor.

   a. The Purchasing Department will verbally approve the purchase of emergency orders and keep record of it.

   a. The ordering department will prepare a requisition containing the required information. The requisition should be marked Confirming Purchase and entered into the purchase requisition system as soon as possible.

   a. The individual who picks up the items from the vendor must obtain an extended invoice containing:
      1. Quantity and description of items purchased.
      2. The unit and total cost.
      3. The purchase order number assigned by the Purchasing Department after confirming order is issued.
      4. Signature of the person receiving the goods.

   b. The Purchasing Department prepares the confirming purchase order and provides the regular distribution

2. RESPONSIBILITY: The Purchasing Department WILL NOT approve a confirming purchase order when the purchase is not justified, where the purchase is being made to circumvent established procedures, or where there is lack of proper planning.

RECEIPT OF GOODS - DEPARTMENT

Upon receipt of goods and/or services, the department fills out the receiving copy of the purchase order with the exact quantity received noted by receiving signature. The appropriate copy is then returned to the Purchasing Department for the file and a copy is submitted with the voucher for payment.

Upon receipt of goods and/or services by the receiving department, if it is determined that the goods and/or services are not what was initially ordered or not acceptable due to quality or some other reason, every attempt should be made by the Department to resolve the problem with the vendor. In the event that a resolution is not reached, a vendor complaint memo and all documentation should be forwarded to the Purchasing Department for immediate action. The Purchasing Department will work with the ordering department to pursue all avenues to resolve the discrepancies that exist.

Upon receipt of deliveries to County departments, the employee before the employee signs for shipment should make an inspection of the goods. If there are any discrepancies or damages noticed at the time of delivery, the employee will note these on the delivery slip before affixing his or her signature accepting deliveries. This procedure will assist the County from incurring payments for damaged goods and/or goods not actually received.

Do not forward the receiving copy to the Purchasing department until the entire order has been received.

In the event of a partial order, a notation should be made on the receiving copy and this copy retained by the department until all goods and/or services have been rendered.

The Purchasing Department will be responsible for insuring that all purchases were made in accordance with these procedures. The requisitioning department is responsible for being sure that the receiving copy of the Purchase Order has been completed properly. All invoices, packing slips and other necessary information are to be retained by the department or submitted with the voucher for payment.

A claim to be submitted to the Livingston County Auditor for payment will qualify when the following conditions are met:

a. Itemized in sufficient detail for audit
b. Accompanied by a copy of the purchase order signed by the receiving department. This copy should state the item has been received or the services rendered and must be approved by the department head.
c. Proper budget codes
d. Proper vendor codes.

As standard business procedure, all County vendors are entitled to prompt payment.

If the County Auditor receives any claims for materials, supplies or services for which a purchase order was not issued and approved, and the funds were not encumbered as per policy, the County Auditor in conjunction with the County Administrator will have the authority to nullify the payment of such claim.

PURCHASE OF VEHICLES AND AUTOMOTIVE EQUIPMENT

The purchase of any vehicle or automotive equipment, regardless of the source it is being acquired from, must be approved by the County Administrator prior to the department soliciting proposals or taking ownership of the vehicle or equipment.

Due to size of their respective fleets and the expense levels associated with replacements, all Sheriff and Highway vehicle purchases will first be approved by the Home Committee (in both cases, the Public Services Committee) and then the Ways and Means Committee.

All other vehicle purchases that are replacement purchases off of NYS OGS contracts and have funds budgeted - - will be assessed and considered for approval by the County Administrator / Budget Officer.

Vehicle purchases that: A) necessitate a contingency or budget transfer B) are not budgeted and/or C) are additions or represent in some way a major change to that department's fleet - will be brought forward to the Home Committee and then to the Ways and Means Committee.

The County Administrator has authority to approve vehicle purchases under $10,000 that will be used for the purposes of confidential drug task force efforts, provided that said purchases are either:

1. Purchased at a municipal auction
2. Purchased in the private marketplace upon the collection of three written quotes

INSURANCE

Livingston County is a member of the New York Municipal Insurance Reciprocal (NYMIR), a not-for-profit insurance company. It is the County's intent to purchase insurance coverage from NYMIR. If NYMIR cannot provide the coverage required by the County, the County's insurance agent will seek proposals for the required coverage.

SECOND HAND EQUIPMENT

There is a statutory exception to competitive bidding requirements that permits the purchase of surplus and second-hand supplies, materials or equipment without competitive bidding from Federal or State government or from any other political subdivision or public benefit corporation with in the State. However, purchases of used items from any other source (e.g. private sources like auctions or going-out-of-business sales) are not exempt from bidding requirements.

SOLE SOURCE & SINGLE SOURCE

Competitive Bidding is not required under section 103 of the General Municipal law in those limited situations when there is only one possible source from which to procure goods and services required in the public interest such as in the case of certain patented goods or services.

A **sole source** can be a manufacturer, software developer or service provider that sells direct and there are no other sources offering an "or equal". Prior to a vendor being considered a sole source, a letter on the vendor's official letterhead must be on file with Purchasing detailing their sole source status.

A **single source** could be a distributor/wholesaler/retailer that has a contractual agreement for a specific territory to the exclusion of others. Should you have a situation involving a single source supplier, a letter on the manufacturer's letterhead must be on file with Purchasing confirming the single source authorized vendor.

In making these determinations, the political subdivision should document, among other things, the unique benefits of the item as compared to other items available in the marketplace. In addition, the political subdivision should document that, as a matter of fact, there is no possibility of competition for the procurement of the goods. The department must request approval for the sole source determination from Purchasing. The request may be reviewed with the County Administrator and/or County Attorney for final approval.

ANNUAL REVIEW

The governing board will annually review these policies and procedures. The Purchasing will be responsible for conducting an annual review of the procurement policy and for an evaluation of the internal control structure established to ensure compliance with the procurement policy.

UNINTENTIONAL FAILURE TO COMPLY

The unintentional failure to fully comply with the provisions of this General Municipal Law, Section 104-b will not be grounds to void action taken or give rise to a cause of action against the County of Livingston or any officer or employee thereof.

EXCEPTIONS TO PURCHASING SYSTEM

The following purchases may be made without a purchase order:

1. All single purchases less than $100.00. Purchasing Department can be used as a resource in securing the items with a cost under $100.00.

1. Utility bills.

1. Service contracts for maintenance and repair of equipment.

1. Monthly or annual rental or lease fees.

1. Interdepartmental Charges: the interdepartmental charge back services are the means by which the County departments are able to charge other County departments for services rendered and/or goods or supplies.

1. Medical examinations.

1. Legal Notices - a proof of publication should be attached to the County Voucher when submitted for payment.

1. Postage meter and stamp costs.

1. Subscriptions, valid memberships dues, books and videos. Departments must obtain approval from the County Auditor for the subscription prior to ordering. The request must include documentation indicating:
   a.The actual benefit derived by the County and individual from the subscription or membership.
   b.Why the subscription or membership should be charged against the County rather than being a personal charge.

2. Mileages, Travel and Conference Reimbursement. A Travel Request and Authorization form approved by the County Administrator must be attached to the County Voucher when submitted for payment.

1. All other expenses as determined by the County Administrator on an individual basis. In these cases, a County Voucher should be completed and must include:
   a. Vendors name and address
   b. Description of goods and/or services
   c. Unit price
   d. Extension and total cost
   e. Budget code
   f. Department head approval

The completed claims voucher should than be attached to supporting invoices and forwarded to the County Auditor for payment.

CONFLICT OF INTEREST

No County officer or employee will have an interest in any contract with the County of which he or she is an officer or employee, when such employee has the power or duty to:

1. Negotiate, prepare, authorize or approve a contract or authorize or approve its payment.

2. Audit bills or claims.

2. Appoint an officer or employee who has any of the powers or duties set forth above.

"Contract" in this context refers to any claim, demand against or agreement with the County, either express or implied.

Any County officer or employee who has, will have, or acquires an interest in, any actual or proposed contract with the County of which he or she is an officer or employee, will publicly disclose the nature and extent of such interest in writing to the County Administrator as soon as he or she has knowledge of an actual or prospective interest. This written disclosure will be kept on file.

If any officer or employee had reason to believe that he may have a conflict of interest, the office of the County Attorney should be contacted immediately.

COMPETITIVE BIDDING

PURCHASES IN EXCESS OF $20,000.00 GOODS, EQUIPMENT OR COMMODITIES PUBLIC WORKS IN EXCESS OF $35,000.00

General Municipal Law, Section l03 requires purchase contracts (equipment, materials and supplies) exceeding $20,000.00 (involving an overall expenditure by the County – not per department) and public works contracts (services, labor or construction) exceeding $35,000.00 be awarded to the lowest responsible, responsive bidder or upon determination of best value, depending on which criteria is in the bid specifications after public advertising requesting submission of sealed bids.

"It is the position of the State Comptroller's Office that competitive bidding is required when it is known or can be reasonably expected that the aggregate amount to be spent on purchases of the same or similar commodities, or on the same type of, or similar, public work, will exceed the monetary thresholds over the course of a fiscal year."

If the actual cost of any purchases or projects are uncertain but suspected to exceed the $20,000 limit, discretion will be used and the bidding procedure will take effect.

Exceptions from competitive bidding include purchases from a NY State Contract (OGS), Preferred Source, contracts awarded through a Group Purchasing Organization and any other means legal in the State of New York, including contracts awarded by a National Cooperative with the proper approval detailed on page 16.

The term "Public Works Contract" applies to those items or projects involving labor or both materials and labor. Under Article 8 of the New York State Labor Law, Prevailing Wage Rates apply when a laborer, workman or mechanic is employed. There is no minimum dollar amount. Purchasing will apply for the required Prevailing Wage Rate Schedule.

Requests for bid preparation are to be made directly to the Purchasing department. At least three (3) weeks will be given by the requesting department to allow for the preparation of the bid package and review by the County Attorney. The following information is required from the requesting department:

a. Description of the items to be bid.
b. What is to be included in the specifications.
   (A sample or previously used specifications are to be included whenever available)
c. Date when requesting department requires the delivery of goods and/or services
d. List of suggested vendors when available
e. The adopted budget amount for the goods or services.

Purchasing, with the exception of the Highway Department, will prepare the bid package, advertise, and open the bids. The advertisement for bids will contain a statement of time and place where all bids will be publicly opened and read. Bids will be opened by Purchasing and the appropriate department representative
After review and evaluation of the bids by Purchasing, appropriate department head and if necessary, the County Administrator and County Attorney, a recommendation will be made to the Board of Supervisors for award of bid or contract after the following conditions are met:

a. Sufficient appropriations within the department's current budget.
b The award is made to the lowest responsible bidder meeting specifications.
c. Rejection of the low bid must be documented and approved by Purchasing, the County Attorney and the County Administrator.

Complete bidding records will be filed in the Office of the County Administrator, with the exception of the Highway Department.

AUTHORIZING THE USE OF BEST VALUE AWARD METHODOLOGY IN THE COMPETITIVE BIDDING PROCESS

(Adoption Of Local Law No.2-2015)

As authorized by New York General Municipal Law 103, purchase contracts (including contracts for service work, but excluding any purchase contracts necessary for the completion of a public works contract pursuant to article eight of the Labor Law) may be awarded on the basis of best value, as defined in section 163 of the State Finance Law and as authorized in section 103 of the General Municipal Law, to a responsive and responsible offeror. When the bid specifications state that the bid will be awarded on the basis of "best value," the specifications will also include the criteria that will be used to award the bid. In assessing best value when awarding the purchase contract, non-price factors can be considered. Non-price factors can include, but are not limited to, environmental benefits, energy efficiency, reliability of a product, efficiency of operation, difficulty/ease of maintenance, useful lifespan, ability to meet needs regarding timeliness of performance, and experience of a service provider with similar contracts. The basis for a best value award, however, must reflect, whenever possible, objective and quantifiable analysis. Such basis may also identify a quantitative factor for offerors that are small businesses or certified minority- or women-owned business enterprises as defined in subdivisions one, seven, fifteen and twenty of section 310 of the Executive Law.

If a department determines it is in the best interest of the County to award based on Best Value, the use of awarding by Best Value must be approved by the County Administrator and County Attorney prior to any bid documents issued to prospective bidders. The County's intention to award by Best Value must be clearly explained in the bid specifications.

PURCHASES AND/OR QUOTES FROM VENDORS WITH CONTRACTS AWARDED BY BEST VALUE THROUGH A NATIONAL PURCHASING COOPERATIVE (examples NJPA, US COMMUNITIES, TCPN, NIPA, NCPA)

Many vendors that we currently do business with are now able to offer pricing from contracts awarded by a National Purchasing Cooperative. These contracts may include, but are not limited to, Staples, Eaton, Flooring and Carpeting, Goodyear Tires, Grainger, Moore Medical, various furniture, Home Depot, Graybar and many more. These contracts are similar to a contract awarded by the State (OGS) or County. Use of these contracts does not require additional quotes to be obtained.

Prior to accepting pricing and issuing a Purchase Order to a vendor offering pricing from a Cooperative Contract, approval to use the contract must be obtained from Purchasing and/or the County Attorney. The Cooperative and the Contract they are offering pricing from will be reviewed and approval will be given to use the contract if the contract meets the requirements of GML. The criteria used to determine if the contract meets the requirements is outlined on the following page.

JUSTIFICATION FOR UTILIZING A COOPERATIVE CONTRACT

Cooperative or Lead Agency _____ Contract No. ___ Vendor(s) Name(s) _____

We have reviewed and completed due diligence on the aforementioned cooperative contract. As part of the due diligence review, we have confirmed that the contract complies substantially with our procurement rules and practices. We have further confirmed that all purchases will comply with the terms and prices in the contract. It has been determined that it is in the best interests of our entity to utilize this contract for the reasons cited below:

Issue	Procurement Consideration
New York State Considerations:	
1. Was the contract let by the United States or any agency thereof, any state or any other political subdivision or district therein?	
2. Was the contract made available for use by other governmental entities?	
3. Was the contract let in a manner that constitutes competitive bidding "consistent with state law?"	
4. Was there a public solicitation of bids consistent with GML 103.5 and serves to ensure that the purposes of GML 103 are furthered?	
5. Was the submission of sealed bids, or analogous procedure, done in a manner to secure and preserve the integrity of the process and confidentiality of the bids submitted?	
6. Was the preparation of bid specifications, or a similar document that provides a common standard for bidders to compete fairly?	
7. Was the award to the lowest bidder who materially or substantially meets the bid specifications and is determined to be a responsible bidder?	
General Considerations:	
8. Do the terms, conditions and scope of work/specifications meet the need?	
9. If no, are the terms, conditions and scope of work/specifications negotiable?	
10. Does the cooperative contract provide the most advantageous solution? Why? (prices, quality, performance, timing, terms, etc.)	
11. Will any and all purchases comply with the terms and prices in the contract?	
12. Will volume-pricing advantages be applied to purchases?	
13. Was past experience with the cooperative or lead agency acceptable?	
14. Contract Term? How many years is it into its contract term?	

Signature

Department Approval

Signature

Administrative Assistant/Purchasing

GUIDELINES WHEN SERVICES ARE NEEDED AND COMPETITIVE BIDDING IS NOT REQUIRED

PROFESSIONAL SERVICES

Contracts for professional services, which are exempt under the General Municipal Law, Section 103 are not subject to competitive sealed bidding requirements, but are subject to the guidelines of GML 104-b for competitive pricing to be obtained for these services. Professional services and services requiring special or technical skill, training or expertise are not purchase contracts or contracts for public work, as those phrases are used in the bidding statutes and therefore are not subject to competitive bidding procedures. The determination of whether the professional service exception is applicable in given situations must be made on a case-by-case basis, examining the particular services to be acquired.

Generally, professional services involve specialized expertise, use of professional judgment and/or a high degree of creativity. The courts have noted that professional service contracts often involve a relationship of personal trust and confidence. Among the services which have been held to be exempt from competitive bidding under this exception include, but are not limited to, the following: physicians, psychiatrists, psychologists, pharmacists, engineers, surveyors, accounting firms, attorneys, architects, and individuals who supply a service that requires specific training to perform a task that is unique and not readily available from most sources.

A department's decision to obtain services when competitive bidding is not required must be documented and justified to the County Administrator's satisfaction. The County Administrator and/or the County Attorney will determine when the formal Request for Proposal/Qualification process will be used or if quotes or proposals may be obtained from specific vendors/firms.

The information required for approval to request proposals for services that do not require competitive bidding shall include:

a. A work statement or performance specification
b. Time frames in which the work is to be completed
c. Specific criteria to be used in evaluating the proposal

Request for Proposals/Qualifications may be legally advertised in the selected newspapers and posted on the County's website. The decision to advertise will be at the discretion of the County Administrator.

1. Request for Proposals will be issued by Purchasing upon receiving all required documentation and approval from the County Administrator to issue the RFP.

1. The County Administrator with such input as he deems necessary from Purchasing and the Department Head, will evaluate the proposals received for completeness, accuracy and compliance with the RFP requirements.

1. Recommendations will be made by the County Administrator as to which proposals to present to the appropriate Board committee for review and discussion. Justification as to the decision to present or not present specific proposals will be made as needed.

1. If appropriate, firms will be selected to make a presentation to the County Administrator and committee.

1. A final decision of award will then be made by the appropriate committee in a manner as to assure the prudent and economical use of public moneys in the best interest of the taxpayers, to facilitate the acquisitions of goods and services of maximum quality at the lowest possible cost under the circumstances, and to guard against favoritism, improvidence, extravagance, fraud and corruption.

1. If a contract is awarded to other than the lowest responsible dollar offered, the reason for such award must be justified and documented.

DISPOSITION OF SURPLUS ITEMS POLICY

The disposal of obsolete and/or surplus items such as motor vehicles, furniture and office equipment no longer used or needed by a County Department will be handled in the following manner:

- **Items with a value of $500 or more and a useful life of more than one year** must be declared surplus by Board Resolution. The Department Head is to send by e-mail the description of the items to the County Administrator. The County Administrator will then request the Ways and Means Committee pass a surplus resolution.

- **Items considered to have no useful remaining life or a value of under $500** are to be submitted to the County Administrator with a copy to Purchasing for review. The County Administrator will determine the proper disposal of these items.

Upon the passing of a Board Resolution, Departments will be notified of items declared surplus that may be of use to their department. Towns and Villages will then be notified of the available items not requested by a County department. A bid document for the Sale of the Surplus Items will be drafted and sent to all Towns and Villages. A minimum bid or reserve will be established for the surplus items and included in the bid documents.

The County Administrator will determine the best way to dispose of all of the remaining items. The items will be disposed of in one of the following ways:

- The items will be offered for sale to other municipalities.

- An advertisement will be placed in the designated newspapers in the form of a legal notice listing the items for sale. Sealed bids will then be received.

- The surplus items will be sold through a public auction.

- The surplus items will be disposed of in an appropriate manner.

A log of all surplus items and the disposition will be kept by Purchasing.

The department is responsible to notify the County Auditor of the surplus items to be removed from the Fixed Asset program.

SALE OF SCRAP

Policies and Procedures

1. **DEPARTMENT RESPONSIBILITIES.** County Departments that produce scrap metals or other materials through normal operations or dispose of "junked" assets and equipment that contain metal or other materials that possess scrap value are responsible for disposing of the materials in a manner which is environmentally responsible and in the best financial interests of Livingston County. Prior to their disposal, all fixed assets must be declared as surplus items according to the Livingston County Purchasing Policy.

2. **FINANCIAL TRACKING.** Any County Department that disposes of scrap materials shall maintain accurate records for all transactions including weight slips, invoices and receipts. County Employees shall not receive cash for any transaction involving the disposal of scrap materials. Scrap processors and vendors shall be required to make payment via check or other electronic transaction directly with the Livingston County Treasurer's Office.

2. **STORAGE OF MATERIALS**. County Departments should deliver scrap materials to processors and vendors as frequently as possible. When the storage or accumulation of scrap materials is required, County Departments shall make every effort to secure and control these items from access by the public or from unauthorized employees.

2. **AUTHORIZED EMPLOYEES.** Each Department Head shall be responsible for designating employees that are authorized to collect, handle and process scrap materials. These employees shall be briefed on scrap materials policies and procedures. Only Authorized Employees shall deliver scrap materials to processors and other vendors. Employees will be required to show employment identification (i.e. County ID Badge) to scrap processors proving they are dealing scrap on behalf of the County of Livingston. Authorized Employees shall also be required to notify the County when disposing of scrap materials under personal or private transactions.

STANDARDIZATION

Section l03 of the General Municipal Law makes it possible for the County to standardize on a particular type of material or equipment. The standardization resolution must be approved by at least two-thirds of all Board members, and must state that for reasons of efficiency or economy there is a need for standardization. The resolution will contain a full explanation supporting such action.

The adoption of such a resolution does not eliminate the necessity for conformance to the competitive bidding requirements.

Standardization, as the word implies, restricts a purchase to a specific model or type of equipment or supply, but does not limit the vendors it can be purchased from.

VENDOR PROTESTS

Attempts will be made to be sure bid specifications, terms and conditions are thorough and correct. All appropriate steps will be followed when determining award of a bid package. Even with careful evaluation, vendor protests may be inevitable at some times.

All vendor complaints will be directed to the Purchasing Department.

The following guidelines will be followed when responding to a vendor's protest:

a. Complaints must be in writing.

a. Complaints must contain the following information:
   - name, address and telephone number of the protester;
   - the signature of the protester or its representative;
   - identification of the bid package;
   - detailed statement of the legal and factual grounds of the
   - protest, including copies of relevant documents; and
   - form of relief being sought

b. Complaints must be filed within five days of the recommendation of the award.

a. When a protest is first received, an immediate attempt will be made to contact the vendor to discuss the issue. The Purchasing department will attempt to provide the protester with a thorough explanation of the evaluation factors.

a. The Purchasing Department in conjunction with the County Administrator and County Attorney will prepare a written protest decision within five days.

VENDOR COMPLAINT MEMO

(This form is to be completed by the ordering department)

Date _____

Department _____

Contact Person _____

Vendor Name _____

Items _____

purchased _____

Problem Complaint:

_____ Delayed Delivery

_____ Inferior Product

_____ Other _____

Explanation In Detail: _____

_____

Vendor Response And Resolution: (if available) _____

_____

_____

Is The Resolution Acceptable To The Department? _____

(If no, the completed form is to be sent to Purchasing for review and resolution.)

Procedure For Travel Expenses Requiring Use Of The Livingston County Credit Card

Registration, Transportation, Accommodations

Note: An approved Travel Request form must be on file with the County Administrator prior to credit card use.

Premise: County employees should not be required to provide their own credit card information for the purpose of making reservations, and/or paying for registration fees or accommodations for approved County Business.

Every effort must be made to avoid use of the County Credit Card for actual payment of services. The County Credit Card is to be used to hold a reservation only. Agency Vouchers must be used whenever possible.

A.Determine if a credit card is required at the time of reservation by contacting the vendor to determine if a voucher or check can be used to secure the reservation.

A.If a credit card is required to hold a reservation, but payment will be by check or voucher contact Melissa Savino @ x7040 prior to placing the reservation to confirm that she is available. If not, contact Terry Donegan @ x7043:

- Department will give all information to the vendor for the reservation & then transfer the call to Melissa Savino for the credit card information.
- Upon confirming the reservation, Melissa Savino will transfer the call back to the department.
- Every attempt must be made to request and secure a check for payment prior to the event date.
- If a check can be issued, arrangements will be made by the department for the employee to bring the check with them and present it to the hotel at the time of check in. (Employees are responsible for making the necessary arrangements with the Vendor for incidental expenses.)
- If we are unable to have a check for payment issued in time & the credit card must be used for payment the department must contact the vendor to determine if any forms are needed as the traveler will not be carrying the credit card.

C. If a credit card is the only accepted method of payment, follow the same directions as Item B:

- Department will give all information to the vendor for the reservation & then transfer the call to Melissa Savino for the credit card information.
- Upon confirming the reservation, Melissa Savino will transfer the call back to the department.
- The Department must submit the receipt from the vendor to the County Auditor immediately upon return so that it can be attached to the voucher and filed.

D.A voucher made out to **Cardmember Service – Vendor # 5545** must be sent to the County Auditor immediately upon credit card use to avoid any late charges being incurred on the credit card.

D.Payment by credit card for any other purpose (ex. registration fees) will be determined on a case-by-case basis. You must contact Melissa Savino or Terry Donegan.

Note: If for any reason we suspect that the vendor has used the credit card for unexpected payment purposes – Melissa Savino or Terry Donegan is to be notified immediately. Follow up contact with the vendor by the department will also be made to rectify payment method.

Questions regarding these procedures should be directed to Melissa Savino #7040 or Terry Donegan #7043

Reservation Fact Sheet
Requiring Use of Livingston County Credit Card

This form must be completed and sent to Melissa Savino, (msavino@co.livingston.ny.us) Room 302 Livingston County Government Center

Type-Check all that applies. O Registration O Travel O

Accommodations Vender _____

_____

Address: _____

_____ City/State/Zip Code _____

_____ Phone:_____

Fax: _____ Contact Person

Department spoke with: _____

Name of LC Staff Person(s) traveling: _____ Arrival Date

O Single O Double

O Smoking O Non-smoking Total # of nights

Departure Date

Separate rate (if applicable) per night x number of nights: $_____x_____= $ _____

_____LC Department pay for single supplement (amount_/night)

_____LC Department pay all

Payment for room:

_____Credit card needed to hold the reservation only.
Fax Department Voucher and TEC to vendor now O yes O no

_____Credit card needed to pay for the reservation.

Date Reservation made:_____Confirmation number: _____
Signature_____ Date: _____

Financial Accountability Policy

LIVINGSTON COUNTY
FINANCIAL ACCOUNTABILITY POLICY

Financial Accountability

All members of the Board of Supervisors, County officers, employees and third party consultants and contractors are required to abide by County financial policies, administrative directives and procedures in the conduct of their County duties. Further, all applicable federal and/or state laws and regulations must be adhered to in the course of County operations and practices.

Reporting Allegations of Fraud/Financial Misconduct

Any individual who has reason to believe that financial improprieties are occurring within the financial functions of Livingston County government is to report such information promptly. Reports should be made as follows:

1) Reporting by County employees. County employees must report to one of the following individuals:
   a. The employee's immediate
   b. supervisor; The employee's
   c. department head; or The County Auditor.

2) Reporting by Others. All others must report to one of the following individuals:
   a. The County Auditor; or
   b. The County Administrator.

Any individual who receives a report must promptly convey the report to the County Auditor at the Livingston County Government Center, 6 Court Street-Room 302, Geneseo, New York 14454. In the event that a report cannot be made to the County Auditor, the report may be made to the County Administrator or the County Attorney at the Livingston County Government Center, 6 Court Street-Room 302, Geneseo, New York 14454.

Investigation of Allegations of Fraud/Financial Misconduct

If the County Auditor, County Administrator and/or County Attorney receive a report or otherwise come into possession of information regarding possible financial improprieties or fraud, he/she will conduct a thorough and prompt investigation of the matters of concern either personally or by designated investigator(s). The County Auditor, County Administrator, County Attorney or designated investigator(s) shall submit a report to the Board of Supervisors outlining the allegation(s), the evidence and the investigator's factual findings. The Board of Supervisors will determine what action, if any, need be taken regarding the alleged misconduct. Written records of the allegation, the resulting investigation, and the outcome will be maintained in accordance with law.

Confidentiality

All reports will be treated as confidentially and privately as possible, subject to legal requirements. Disclosure may be necessary to complete a thorough investigation of the charges and/or to notify law enforcement officials as warranted, and any disclosure will be provided on a "need to know" basis.

Consequences of Fraud/Financial Misconduct

Based upon the results of this investigation, if the County determines that a County officer or employee has engaged in financial improprieties or fraud, appropriate disciplinary measures will be applied, up to and including termination of employment, in accordance with legal guidelines, County policy and regulation, and any applicable collective bargaining agreement. Others who are found to have engaged in financial improprieties or fraud will be subject to appropriate sanctions as warranted. The application of such disciplinary measures or sanctions by the County does not preclude the filing of civil and/or criminal charges. When County officials receive a complaint or report of alleged financial improprieties or fraud that may be criminal in nature, law authorities may be notified.

Prohibition of Retaliation

The Board of Supervisors prohibits any retaliatory behavior directed against those individuals who, in good faith, report allegations of suspected financial improprieties or fraud. The Board of Supervisors also prohibits any retaliatory behavior against witnesses and/or any other individuals who participate in the investigation of an allegation of financial impropriety or fraud. Follow-up inquiries may be made to ensure that no reprisals or retaliatory behavior have occurred to those involved in the investigation. Retaliation is prohibited and subject to appropriate disciplinary action, sanctions and/or civil or criminal action, as appropriate.

Knowingly Makes False Accusations

Any individual who knowingly makes false accusations of financial improprieties or fraud against another individual may also face appropriate disciplinary action, sanctions and/or civil or criminal action, as appropriate.

Policy Questions

Any questions regarding this policy should be directed to the County Auditor or the County Administrator.

Policy Adopted November 30,
2005 Board Resolution No.
2005-484

Budget Transfer Policy

All County departments have requested and justified their budget requests. Once the Board of Supervisors approved those requests, the Ways and Means Committee expects that the departments will conduct their operations within the budget line items. Budgetary transfers are considered to be exceptional occurrences rather than routine transactions. It is recognized that, on occasion, budgetary transfers do become necessary. In those cases, the Department Head will initiate the transfer requests. Before requesting any transfer from the County Contingent Account, the departments should determine if sufficient funds are available from other line item accounts within their budget. In any case, only exceptional occurrences will justify the transfer.

In order to effectively meet the operating needs of County government, the Board of Supervisors has delegated some of its authority in the budget process to the County Administrator. In those situations, it is expected that the Department Heads and County Administrator will adhere to and carry out this Budget Transfer policy. The availability of this budgetary transfer process does not diminish the responsibility of the Department Head to accurately and adequately plan their fiscal needs as part of the annual budget preparation process.

Transfers for new or additional items of equipment during the year are not expected except, where in the determination of the Finance Committee, an emergency or exceptional situation exists.

LIVINGSTON COUNTY BUDGET TRANSFER PROCEDURE

1. BOARD OF SUPERVISORS APPROVES BUDGET
2. TRANSFERS APPROVED BY DEPARTMENT HEAD AND COUNTY ADMINISTRATOR

A. Transfers within .1, .2, .4 and. .8 line items for budgeted programs and positions.

3. TRANSFERS APPROVED BY DEPARTMENT HEAD. COUNTY ADMINISTRATOR. FINANCE COMMITTEE. AND BOARD OF SUPERVISORS

A. The establishment of new programs, departments, positions and an amendment to reflect an increase or decrease in revenues and expenditures of budget programs for additional state and federal aid. Insurance reimbursements to repair or replace property, or gifts required to be spent for particular purposes.

B. All transfers from the Contingent Account or Fund balance

C. New equipment items

D. New County contracts

E. More than ($1,000.00) for budget equipment

4. TRANSFERS NOT AUTHORIZED

A. USING UNSPENT EQUIPMENT APPROPRIATIONS to transfer to .1, .4, or .8 accounts or for a new item of equipment. Any savings caused by obtaining lower prices, or from not purchasing equipment will be returned to the fund balance.

B. USING UNSPENT FRINGE BENEFIT APPROPRIATIONS to transfer to .1, .2, or .4 accounts. C. INCREASING ESTIMATED REVENUES before all of the revenues budgeted in the department are received. EXCEPTION 3A shown above.

Investment Policy

SCOPE

This investment policy applies to all moneys and other financial resources available for investment on the County's behalf or on behalf of any other entity or individual.

OBJECTIVES

The primary objectives of the local government's investment activities are, in priority order:

1. To conform with all applicable federal, state and other legal requirements

2. To adequately safeguard principal

3. To provide sufficient liquidity to meet all operating requirements

4. To obtain a reasonable rate of return

DELEGATION OF AUTHORITY

The governing board's responsibility for administration of the investment program is delegated to the County Treasurer who shall establish written procedures for the operation of the investment program consistent with these investment guidelines. Such procedures shall include an adequate internal control structure to provide a satisfactory level of accountability based on a data base or records incorporating description and amounts of investments, transaction dates, and other relevant information and regulate the activities of subordinate employees.

PRUDENCE

All participants in the investment process shall seek to act responsibly as custodians of the public trust and shall avoid any transaction that might impair public confidence in the County of Livingston to govern effectively.

Investments shall be made with judgment and care, under circumstances then prevailing, which persons of prudence discretion and intelligence exercise in the management of their own affairs, not for speculation, but for investment, considering the safety of the principal as well as the probable income to be derived.

All participants involved in the investment process shall refrain from personal business

activity that could conflict with proper execution of the investment program, or which could impair their ability to make impartial investment decisions.

DIVERSIFICATION

It is the policy of the County of Livingston to diversify its deposits and investments by financial institution, by investment instrument, and by maturity scheduling.

INTERNAL CONTROLS

The County Treasurer is responsible for establishing and maintaining an internal control structure to provide reasonable, but not absolute, assurance that deposits and investments are safeguarded against loss from unauthorized use or disposition, that transactions are executed in accordance with management's authorization and recorded properly, and are managed in compliance with applicable laws and regulations.

DESIGNATION OF DEPOSITARIES

The banks and trust companies authorized for the deposit of monies up to the maximum amounts are:

Depository Name	Maximum Amount
Key Bank of NY	35,000,000
Five Star Bank	20,000,000
Bank of Castile	10,000,000
JP Morgan Chase Bank	20,000,000
Community Bank N.A.	10,000,000
Manufacturer & Traders Trust Co	10,000,000

COLLATERALIZING OF DEPOSITS

In accordance with the provisions of General Municipal Law ∋10, all deposits of the County of Livingston, including certificates of deposit and special time deposits, in excess of the amount insured under the provisions of the Federal Deposit Insurance Act shall be secured:

1. By a pledge of "eligible securities" with an aggregate "market value" as provided by GML ∋10, equal to the aggregate amount of deposits from the categories designated in Appendix A to the policy.

2. By an eligible "irrevocable letter of credit" issued by a qualified bank other than the bank with the deposits in favor of the government for a term not to exceed 90 days with an aggregate value equal to 140% of the aggregate amount of deposits and the agreed upon interest, if any. A qualified bank is

one whose commercial paper and other unsecured short-term debt obligations are rated in one of the three highest rating categories by at least one nationally recognized statistical rating organization or by a bank that is in compliance with applicable federal minimum risk-based capital requirements.

3. By an eligible surety bond payable to the government for an amount at least equal to 100% of the aggregate amount of deposits and the agreed upon interest, if any, executed by an insurance company authorized to do business in New York State, whose claims - paying ability is rated in the highest rating category by at least two nationally recognized statistical rating organizations.

SAFEKEEPING AND COLLATERALIZATION

Eligible securities used for collateralizing deposits shall be held by the bank or trust company subject to security and custodial agreements.

The security agreement shall provide that eligible securities are being pledged to secure local government deposits together with agreed upon interest, if any, and any costs or expenses arising out of the collection of such deposits upon default. It shall also provide the conditions under which the securities may be sold, presented for payment, substituted or released and the events which will enable the local government to exercise its rights in the name of the local government, such securities shall be delivered in a form suitable for transfer or with an assignment in blank to the County Treasurer or its custodial bank.

The custodial agreement shall provide that securities held by the bank or trust company, or agent of the custodian for, the local government, will be kept separate and apart from the general assets of the custodial bank or trust company and will not, in any circumstances, be commingled with or become part of the backing for any other deposit or other liabilities. The agreement should also describe that the custodian shall confirm the receipt, substitution or release of the securities. The agreement shall provide for the frequency of revaluation of eligible securities and for the substitution of securities when a change in the rating of a security may cause ineligibility. Such agreement shall include all provisions necessary to provide the local government a perfected interest in the securities.

PERMITTED INVESTMENTS

As authorized by General Municipal Law 911, the County of Livingston authorizes the County Treasurer to invest moneys not required for immediate expenditure for terms not to exceed its projected cash flow needs in the following types of investments:

- Special time deposit accounts;
- Certificates of deposit;

- Obligations of the United States of America;
- Obligations guaranteed by agencies of the United States of America where the payment of principal and interest are guaranteed by the United States of America;
- Obligations of the State of New York;
- Obligations issued pursuant to LFL ∋24.00 or 25.00 (with approval of the State Comptroller) by any municipality, school district or district corporation other than the County of Livingston;
- Obligations of public authorities, public housing authorities, urban renewal agencies and industrial development agencies where the general State statutes governing such entities or whose specific enabling legislation authorizes such investments.

All investment obligations shall be payable or redeemable at the option of the County of Livingston within such times as the proceeds will be needed to meet expenditures for purposes for which the moneys were provided.

AUTHORIZED FINANCIAL INSTITUTIONS AND DEALERS

The County of Livingston shall maintain a list of financial institutions and dealers approved for investment purposes. The County Treasurer is responsible for evaluating the financial position and maintaining a listing of proposed depositaries, trading partners and custodians.

PURCHASE OF INVESTMENTS

The County Treasurer is authorized to contract for the purchase of investments:

1. Directly, including through a repurchase agreement, from an authorized trading partner.

2. By participation in a cooperative investment program with another authorized governmental entity pursuant to Article 5G of the General Municipal Law where such program meets all the requirements set forth in the Office of the State Comptroller Opinion No. 88-46, and the specific program has been authorized by the governing board.

3. By utilizing an ongoing investment program with an authorized trading

partner pursuant to a contract authorized by the governing board.

All purchased obligations, unless registered or inscribed in the name of the local government, shall be purchased through, delivered to and held in the custody of a bank or trust company. Such obligations shall be purchased, sold or presented for redemption or payment by such bank or trust company only in accordance with prior written authorization from the officer authorized to make the investment. All such transactions shall be confirmed in writing to the County Treasurer by the bank or trust company. Any obligation held in the custody of a bank or trust company shall be held pursuant to a written custodial agreement as described in General Municipal Law, ∋10.

The custodial agreement shall provide that securities held by the bank or trust company, as agent of and custodian for, the local government, will be kept separate and apart from the general assets of the custodial bank or trust company and will not, in any circumstances, be commingled with or become part of the backing for any other deposit or other liabilities. The agreement shall describe how the custodian shall confirm the receipt and release of the securities. Such agreement shall include all provisions necessary to provide the local government a perfected interest in the securities.

REPURCHASE AGREEMENT – Underlying Security

Securities purchased under Repurchase Agreements (Repos) shall be limited to obligations of the United States of America, or obligations whose principal and interest are guaranteed, or insured by the United States of America.

Repurchase agreements are authorized subject to the following restrictions:

- All repurchase agreements must be entered into subject to a Master Repurchase Agreement.
- Trading partners are limited to banks or trust companies authorized to do business in New York State and primary reporting dealers.
- No substitution of securities will be allowed.
- The custodian shall be a party other than the trading partner.

The term of Repos shall generally not exceed 180 days. The seller shall confirm each Repo in writing, and each security purchased under a Repo shall be specifically identified, segregated from the assets of the seller and delivered for safekeeping into an account designated and controlled by the County. Each seller shall enter into a master repurchase agreement with the County, which shall specify the rights and obligations of the County and the seller in all Repo transactions.

OPERATING PROCEDURES

The County Treasurer is responsible for the investment of County funds. Investments will be based upon projections of the County's cash flow needs, so that investments shall mature at such time when funds are estimated to be needed for the orderly payment of County obligations.

Investments will generally be made based upon competitive bids solicited by the County Treasurer and shall be awarded to the highest bidder who has and is willing and able to pledge sufficient and acceptable collateral.

Funds will only be transferred between institutions in the name of the County of Livingston by using the Federal Reserve Wire Transfer (FedWire) system, or by County Treasurer designee. Funds may be transferred within the same institution only between County accounts and by authorized County staff.

The County Treasurer will maintain an investment log detailing the specific information relative to each investment. All investment transactions will be promptly entered into the County's accounting system. Comparisons of the existing investments to those recorded in the accounting system will be performed routinely.

INTERNAL CONTROLS

The County's independent Certified Public Accountants shall, in conjunction with the County's annual audit, at least annually review the Investment Policies and Procedures of the County to ascertain that they are in conformance with all applicable laws, and regulations.

Section 11

ACRONYMS

ACRONYMS

AEM	Agricultural Environmental Management
BOE	Board of Elections
BOS	Board of Supervisors
CAFO	Concentrated Animal Feeding Operation
CAO	County Administrator's Office
CEMP	Comprehensive Emergency Management Plan
CHA	Community Health Assessment
CHHA	Certified Home Health Agency
CIC	Community Initiatives Council
CIP	Capital Improvement Plan
CLA	Conesus Lake Association
CLAWS	Conesus Lake Aquatic Weed Strategy
CLWC	Conesus Lake Watershed Council
CLWMP	Conesus Lake Watershed Management Plan
CNR	Center for Nursing and Rehabilitation
COMPAK	Community Partnership for Kids, Livingston County
CSBG	Community Services Block Grant
CSEA	Civil Service Employee Association
DA	District Attorney
DOH	Department of Health
DOL	Department of Labor
DSS	Department of Social Services
EMC	Environmental Management Council
EMS	Emergency Management Services
EMS	Emergency Medical Services
EOC	Emergency Operations Center
EPA	Environmental Protection Agency
EPF	Environmental Protection Fund
FEMA	Federal Emergency Management Agency
G/FLRPC	Genesee/Finger Lakes Regional Planning Council
GTC	Genesee Transportation Council
GLOW	Genesee-Livingston-Orleans-Wyoming Solid Waste Management
GVHP	Genesee Valley Health Partnership
HAVA	Help America Vote Act
ICMA	International City/County Management Association
IGT	Intergovernmental Transfer (funding)
ITS	Information & Technology Services
JD	Juvenile Delinquency
LATS	Livingston Area Transportation Service
LCDC	Livingston County Development Corporation
LCDG	Livingston County Development Group
LCHD	Livingston County Highway Department
LCIDA	Livingston County Industrial Development Agency
LCOFA	Livingston County Office for the Aging
LCWSA	Livingston County Water and Sewer Authority
LEC	Livingston County Law Enforcement Council
MAP	Microenterprise Assistance Program
MMIS	Medicaid Management Information Systems
NACO	National Association of Counties
NRCS	USDA Natural Resource Conservation Service
NYMIR	New York Municipal Insurance Reciprocal
NYSAC	New York State Association of Counties
NYSDEC	New York State Department of Environmental Conservation
NYSDOH	New York State Department of Health
NYSDOS	New York State Department of State
NYSDOT	New York State Department of Transportation
NYSDVA	New York State Division Of Veteran Affairs
NYSNA	New York State Nurses Association
OCFS	Office of Children and Family Services
ORPS	Office of Real Property Tax Services
PD	Public Defender
PILOT	Payment in Lieu of Taxes
PINS	Persons In Need of Supervision
PPACA	Patient Protection and Affordable Care Act
RESTORE	Residential Emergency Services To Offer Home Repair for the Elderly
SBOE	State Board of Elections
SDPP	Special Delinquency Prevention Program
SEMO	State Emergency Management Office
SEQRA	State Environmental Quality Review Act
SWCD	Soil and Water Conservation District
USDA	United State Department of Agriculture
USGS	United States Geological Survey
WIA	Workforce Investment Act
WIB	Workforce Investment Board
YDDP	Youth Development and Delinquency Prevention

Section 12

BUDGET DETAIL

L I V I N G S T O N C O U N T Y B U D G E T

LEGISLATIVE DECEMBER 16, 2015

A1010 - LEGISLATIVE BOARD

OBJECT CODE	ACCOUNT NAME	EXPENDED/ REVENUE 2 0 1 4	ORIGINAL BUDGET 2 0 1 5	MODIFIED BUDGET 2 0 1 5	DEC31-YTD EXP./REL. 2 0 1 5	DEPARTMENT REQUEST 2 0 1 6	EST TO ORIG % 2016	BUDGET RECOMM. 2 0 1 6	ADOPTED 2 0 1 6
APPROPRIATIONS:									
1000	PERSONAL SERVICES	335,729	356,725	356,725	154,070	356,775	100.0	356,775	356,775
	TOTAL PERSONAL SERVICES	335,729	356,725	356,725	154,070	356,775	100.0	356,775	356,775
2050	OFFICE MACH, FURNITURE, EQUIP.			1,159					
2200	D.P., ELECTRONIC, COMM EQUIP.	1,203							
	TOTAL EQUIPMENT	1,203		1,159					
4020	TRAVEL, TRAINING, DEVELOPMENT	17,805	17,283	17,283	6,852	18,830	109.0	18,830	18,830
4025	CONFERENCES AND SEMINARS	7,102	10,280	10,280	1,240	11,880	115.6	11,880	11,880
4055	TELEPHONE	1,373	2,500	2,500	744	2,000	80.0	2,000	2,000
4060	OFFICE SUPPLIES	6,659	10,000	9,820	1,648	13,000	130.0	13,000	13,000
4070	SERVICE CONTRACTS	1,895	2,500	2,500	489	1,000	40.0	1,000	1,000
4075	DATA PROCESSING CHGS/MAINT	13,100	14,665	14,665		16,192	110.4	16,192	16,192
4076	COPIER DEPT CHARGES	268	600	600		500	83.3	500	500
4080	PROFESSIONAL SERVICES	95							
4100	POSTAGE & FREIGHT	1,773	2,400	1,240	174	1,200	50.0	1,200	1,200
4120	MOTOR EQUIPMENT REPAIR & SUPPL	2,279	1,800	1,800	327				
4160	CONTRACTUAL EXPENSE	2,580	5,406	5,406	250	5,402	99.9	5,402	5,402
4200	ADVERTISING FEES OR EXPENSE	2,113	2,000	2,000	1,306	2,500	125.0	2,500	2,500
4430	RECREATIONAL SUPPLIES	1,000	1,000	1,000	196	1,000	100.0	1,000	1,000
	TOTAL CONTRACTUAL EXPENSES	58,042	70,434	69,094	13,226	73,504	104.4	73,504	73,504
8100	FICA	25,489	27,290	27,290	11,698	27,294	100.0	27,294	27,294
8200	N.Y.S. RETIREMENT	48,720	61,785	61,785		50,000	80.9	50,000	50,000
8300	HEALTH INSURANCE	20,523	21,314	21,314	10,150	22,806	107.0	22,806	22,806
8311	RETIREE HEALTH INSURANCE	16,335	11,838	11,838	8,888	14,049	118.7	14,049	14,049
	TOTAL EMPLOYEE BENEFITS	111,067	122,227	122,227	30,736	114,149	93.4	114,149	114,149
TOTAL A1010 APPROPRIATIONS		506,041	549,386	549,205	198,032	544,428	99.1	544,428	544,428

A1010 - LEGISLATIVE BOARD

OBJECT CODE	ACCOUNT NAME	EXPENDED/ REVENUE 2014	ORIGINAL BUDGET 2015	MODIFIED BUDGET 2015	DEC31-YTD EXP./REL. 2015	DEPARTMENT REQUEST 2016	EST TO ORIG % 2016	BUDGET RECOMM. 2016	ADOPTED 2016
REVENUES:									
2770	OTHER, UNCLASSIFIED REVENUE	2,393							
TOTAL A1010 REVENUES		2,393							
TOTAL COUNTY COST		503,648	549,386	549,205	198,032	544,428	99.1	544,428	544,428
TOTAL LEGISLATIVE		506,041	549,386	549,205	198,032	544,428	99.1	544,428	544,428

A1162 - GRAND JURY

OBJECT CODE	ACCOUNT NAME	EXPENDED/ REVENUE 2014	ORIGINAL BUDGET 2015	MODIFIED BUDGET 2015	DEC31-YTD EXP./REL. 2015	DEPARTMENT REQUEST 2016	EST TO ORIG % 2016	BUDGET RECOMM. 2016	ADOPTED 2016
APPROPRIATIONS:									
4020	TRAVEL, TRAINING, DEVELOPMENT		1,000	1,000		1,000	100.0	1,000	1,000
4060	OFFICE SUPPLIES	1,965	1,500	1,500	1,160	2,000	133.3	2,000	2,000
4080	PROFESSIONAL SERVICES	24,726	25,000	25,000	10,124	25,000	100.0	25,000	25,000
	TOTAL CONTRACTUAL EXPENSES	26,691	27,500	27,500	11,284	28,000	101.8	28,000	28,000
TOTAL A1162 APPROPRIATIONS		26,691	27,500	27,500	11,284	28,000	101.8	28,000	28,000
TOTAL COUNTY COST		26,691	27,500	27,500	11,284	28,000	101.8	28,000	28,000

A1163 - JUSTICES & CONSTABLES

OBJECT CODE	ACCOUNT NAME	EXPENDED/ REVENUE 2014	ORIGINAL BUDGET 2015	MODIFIED BUDGET 2015	DEC31-YTD EXP./REL. 2015	DEPARTMENT REQUEST 2016	EST TO ORIG % 2016	BUDGET RECOMM. 2016	ADOPTED 2016
APPROPRIATIONS:									
4080	PROFESSIONAL SERVICES	24,077	30,000	30,000	5,361	30,000	100.0	30,000	30,000
	TOTAL CONTRACTUAL EXPENSES	24,077	30,000	30,000	5,361	30,000	100.0	30,000	30,000
TOTAL A1163 APPROPRIATIONS		24,077	30,000	30,000	5,361	30,000	100.0	30,000	30,000
TOTAL COUNTY COST		24,077	30,000	30,000	5,361	30,000	100.0	30,000	30,000

A1165 - DISTRICT ATTORNEY

OBJECT CODE	ACCOUNT NAME	EXPENDED/ REVENUE 2 0 1 4	ORIGINAL BUDGET 2 0 1 5	MODIFIED BUDGET 2 0 1 5	DEC31-YTD EXP./REL. 2 0 1 5	DEPARTMENT REQUEST 2 0 1 6	EST TO ORIG % 2016	BUDGET RECOMM. 2 0 1 6	ADOPTED 2 0 1 6
APPROPRIATIONS:									
1000	PERSONAL SERVICES	581,210	606,383	606,383	268,099	620,619	102.3	620,619	620,619
1950	TEMPORARY SERVICES	28,161	28,825	28,825	13,401	28,705	99.6	28,705	28,705
1951	OVERTIME		2,000	2,000		2,000	100.0	2,000	2,000
	TOTAL PERSONAL SERVICES	609,371	637,208	637,208	281,500	651,324	102.2	651,324	651,324
2050	OFFICE MACH, FURNITURE, EQUIP.		5,000	5,000	686	5,000	100.0	5,000	5,000
2200	D.P., ELECTRONIC, COMM EQUIP.		3,500	3,500		3,500	100.0	3,500	3,500
	TOTAL EQUIPMENT		8,500	8,500	686	8,500	100.0	8,500	8,500
4010	CONFIDENTIAL EXPENSE	2,893	7,500	7,500	848	7,500	100.0	7,500	7,500
4020	TRAVEL, TRAINING, DEVELOPMENT	24,945	30,000	30,000	10,343	30,000	100.0	30,000	30,000
4025	CONFERENCES AND SEMINARS	936	2,000	2,000		2,000	100.0	2,000	2,000
4055	TELEPHONE	7,870	8,000	8,000	2,571	8,000	100.0	8,000	8,000
4060	OFFICE SUPPLIES	6,804	6,000	6,000	1,934	6,000	100.0	6,000	6,000
4070	SERVICE CONTRACTS	2,277	2,000	2,000	1,222	2,000	100.0	2,000	2,000
4075	DATA PROCESSING CHGS/MAINT	18,867	22,113	22,113		23,441	106.0	23,441	23,441
4080	PROFESSIONAL SERVICES	17,639	20,000	20,000	518	20,000	100.0	20,000	20,000
4100	POSTAGE & FREIGHT	5,634	5,000	5,000	2,385	5,000	100.0	5,000	5,000
4124	GASOLINE	3,313	5,000	5,000	1,063	5,000	100.0	5,000	5,000
4127	OUTSIDE REPAIRS	2,314	2,500	2,500	1,762				
4410	PAYMENTS TO OTHER GOVERNMENTS		1,000	1,000	6,665	10,000	1000.0	10,000	10,000
	TOTAL CONTRACTUAL EXPENSES	93,492	111,113	111,113	29,311	118,941	107.0	118,941	118,941
8100	FICA	42,947	4,852	4,852	20,830	49,826	1026.9	49,826	49,826
8200	N.Y.S. RETIREMENT	88,451	119,598	119,598		101,000	84.4	101,000	101,000
8300	HEALTH INSURANCE	90,864	106,182	106,182	49,951	113,234	106.6	113,234	113,234
8313	DEFERRED COMP MATCH	1,250	1,199	1,199	662	1,324	110.4	1,324	1,324
	TOTAL EMPLOYEE BENEFITS	223,512	231,831	231,831	71,443	265,384	114.5	265,384	265,384
TOTAL A1165 APPROPRIATIONS		926,375	988,652	988,652	382,940	1,044,149	105.6	1,044,149	1,044,149

JUDICIAL DECEMBER 16, 2015 PAGE 6

A1165 - DISTRICT ATTORNEY

OBJECT CODE	ACCOUNT NAME	EXPENDED/ REVENUE 2014	ORIGINAL BUDGET 2015	MODIFIED BUDGET 2015	DEC31-YTD EXP./REL. 2015	DEPARTMENT REQUEST 2016	EST TO ORIG % 2016	BUDGET RECOMM. 2016	ADOPTED 2016
REVENUES:									
2626	FORF. CRIME PROC. RESTRICTED		20,000	20,000		20,000	100.0	20,000	20,000
3030	DISTRICT ATTORNEY	72,189	72,189	72,189		72,189	100.0	72,189	72,189
3034	AID TO PROSECUTION	29,200	29,200	29,200	7,300	29,200	100.0	29,200	29,200
3036	REIMBURSE PRISON CASES	10,023	10,000	10,000		10,000	100.0	10,000	10,000
3089	STATE AID-OTHER	47,596	45,322	45,322	11,982	52,879	116.7	52,879	52,879
TOTAL A1165 REVENUES		159,008	176,711	176,711	19,282	184,268	104.3	184,268	184,268
TOTAL COUNTY COST		767,367	811,941	811,941	363,658	859,881	105.9	859,881	859,881

A1166 - STOP DOMESTIC VIOLENCE GRANT

OBJECT CODE	ACCOUNT NAME	EXPENDED/ REVENUE 2014	ORIGINAL BUDGET 2015	MODIFIED BUDGET 2015	DEC31-YTD EXP./REL. 2015	DEPARTMENT REQUEST 2016	EST TO ORIG % 2016	BUDGET RECOMM. 2016	ADOPTED 2016
APPROPRIATIONS:									
1000	PERSONAL SERVICES	71,374	72,802	72,802	32,645	75,009	103.0	75,009	75,009
	TOTAL PERSONAL SERVICES	71,374	72,802	72,802	32,645	75,009	103.0	75,009	75,009
4080	PROFESSIONAL SERVICES	18,030	5,000	5,000		5,000	100.0	5,000	5,000
	TOTAL CONTRACTUAL EXPENSES	18,030	5,000	5,000		5,000	100.0	5,000	5,000
8100	FICA	4,989	5,569	5,569	2,272	5,738	103.0	5,738	5,738
8200	N.Y.S. RETIREMENT	27,178	15,696	15,696		16,172	103.0	16,172	16,172
8300	HEALTH INSURANCE	14,218	15,698	15,698	7,476	16,797	107.0	16,797	16,797
8313	DEFERRED COMP MATCH		1,500	1,500		1,500	100.0	1,500	1,500
	TOTAL EMPLOYEE BENEFITS	46,385	38,463	38,463	9,748	40,207	104.5	40,207	40,207
TOTAL A1166 APPROPRIATIONS		135,789	116,265	116,265	42,393	120,216	103.4	120,216	120,216
REVENUES:									
4089	FEDERAL AID OTHER	40,650	50,000	50,000		35,600	71.2	35,600	35,600
TOTAL A1166 REVENUES		40,650	50,000	50,000		35,600	71.2	35,600	35,600
TOTAL COUNTY COST		95,139	66,265	66,265	42,393	84,616	127.7	84,616	84,616

JUDICIAL DECEMBER 16, 2015 PAGE 8

A1167 - TRAFFIC DIVERSION PROGRAM

OBJECT CODE	ACCOUNT NAME	EXPENDED/ REVENUE 2014	ORIGINAL BUDGET 2015	MODIFIED BUDGET 2015	DEC31-YTD EXP./REL. 2015	DEPARTMENT REQUEST 2016	EST TO ORIG % 2016	BUDGET RECOMM. 2016	ADOPTED 2016
APPROPRIATIONS:									
4410	PAYMENTS TO OTHER GOVERNMENTS	180,100	140,000	140,000	106,600	200,000	142.9	200,000	200,000
	TOTAL CONTRACTUAL EXPENSES	180,100	140,000	140,000	106,600	200,000	142.9	200,000	200,000
TOTAL A1167 APPROPRIATIONS		180,100	140,000	140,000	106,600	200,000	142.9	200,000	200,000
REVENUES:									
2611	TRAFFIC DIVERSION FEES	296,100	210,000	210,000	168,450	300,000	142.9	300,000	300,000
TOTAL A1167 REVENUES		296,100	210,000	210,000	168,450	300,000	142.9	300,000	300,000
TOTAL COUNTY COST		116,000-	70,000-	70,000-	61,850-	100,000-	142.9	100,000-	100,000-

A1170 - INDIGENT DEF-PUBLIC DEFENDER

OBJECT CODE	ACCOUNT NAME	EXPENDED/ REVENUE 2 0 1 4	ORIGINAL BUDGET 2 0 1 5	MODIFIED BUDGET 2 0 1 5	DEC31-YTD EXP./REL. 2 0 1 5	DEPARTMENT REQUEST 2 0 1 6	EST TO ORIG % 2016	BUDGET RECOMM. 2 0 1 6	ADOPTED 2 0 1 6
APPROPRIATIONS:									
1000	PERSONAL SERVICES	441,075	551,816	551,816	217,205	498,886	90.4	498,886	498,886
	TOTAL PERSONAL SERVICES	441,075	551,816	551,816	217,205	498,886	90.4	498,886	498,886
2050	OFFICE MACH, FURNITURE, EQUIP.	3,361	5,000	4,730	157	4,800	96.0	4,800	4,800
2200	D.P., ELECTRONIC, COMM EQUIP.		1,000	1,270	1,260	1,500	150.0	1,500	1,500
	TOTAL EQUIPMENT	3,361	6,000	6,000	1,417	6,300	105.0	6,300	6,300
4020	TRAVEL, TRAINING, DEVELOPMENT	17,015	16,500	16,500	12,145	17,000	103.0	17,000	17,000
4025	CONFERENCES AND SEMINARS	245	1,500	1,500		1,500	100.0	1,500	1,500
4045	MAINTENANCE IN LIEU OF RENT	18,211	18,839	18,839	18,838	21,080	111.9	21,080	21,080
4055	TELEPHONE	2,700	3,000	3,000	1,016	4,000	133.3	4,000	4,000
4060	OFFICE SUPPLIES	3,562	8,000	8,000	1,652	9,000	112.5	9,000	9,000
4061	FINE PAPER		300	300					
4075	DATA PROCESSING CHGS/MAINT	8,396	9,499	9,499		10,049	105.8	10,049	10,049
4076	COPIER DEPT CHARGES	2,969	2,300	2,300	744	2,500	108.7	2,500	2,500
4080	PROFESSIONAL SERVICES	29,558	10,000	10,000	1,836	10,000	100.0	10,000	10,000
4100	POSTAGE & FREIGHT	4,076	2,800	2,800	1,322	3,000	107.1	3,000	3,000
4190	AGENCY CONTRACTS		1,000	1,000		1,000	100.0	1,000	1,000
	TOTAL CONTRACTUAL EXPENSES	86,732	73,738	73,738	37,553	79,129	107.3	79,129	79,129
8100	FICA	32,769	42,214	42,214	16,192	38,165	90.4	38,165	38,165
8200	N.Y.S. RETIREMENT	78,623	107,219	107,219		73,262	68.3	73,262	73,262
8300	HEALTH INSURANCE	43,748	69,218	69,218	23,219	52,169	75.4	52,169	52,169
8313	DEFERRED COMP MATCH	1,779	2,000	2,000	953	3,813	190.7	3,813	3,813
	TOTAL EMPLOYEE BENEFITS	156,919	220,651	220,651	40,364	167,409	75.9	167,409	167,409
TOTAL A1170 APPROPRIATIONS		688,087	852,205	852,205	296,539	751,724	88.2	751,724	751,724

JUDICIAL DECEMBER 16, 2015 PAGE 10

A1170 - INDIGENT DEF-PUBLIC DEFENDER

OBJECT CODE	ACCOUNT NAME	EXPENDED/ REVENUE 2014	ORIGINAL BUDGET 2015	MODIFIED BUDGET 2015	DEC31-YTD EXP./REL. 2015	DEPARTMENT REQUEST 2016	EST TO ORIG % 2016	BUDGET RECOMM. 2016	ADOPTED 2016
REVENUES:									
1288	REIMBURSEMENTS 722-D	3,733	1,500	1,500	753	1,500	100.0	1,500	1,500
3025	INDIGENT LEGAL SERVICES FUND	114,036	120,000	120,000		97,978	81.6	97,978	97,978
TOTAL A1170 REVENUES		117,769	121,500	121,500	753	99,478	81.9	99,478	99,478
TOTAL COUNTY COST		570,318	730,705	730,705	295,786	652,246	89.3	652,246	652,246

A1171 - INDIGENT DEF-CONFLICT DEFENDER

OBJECT CODE	ACCOUNT NAME	EXPENDED/ REVENUE 2014	ORIGINAL BUDGET 2015	MODIFIED BUDGET 2015	DEC31-YTD EXP./REL. 2015	DEPARTMENT REQUEST 2016	EST TO ORIG % 2016	BUDGET RECOMM. 2016	ADOPTED 2016
APPROPRIATIONS:									
4080	PROFESSIONAL SERVICES	171,000	175,000	175,000	115,333	175,000	100.0	175,000	175,000
	TOTAL CONTRACTUAL EXPENSES	171,000	175,000	175,000	115,333	175,000	100.0	175,000	175,000
TOTAL A1171 APPROPRIATIONS		171,000	175,000	175,000	115,333	175,000	100.0	175,000	175,000
TOTAL COUNTY COST		171,000	175,000	175,000	115,333	175,000	100.0	175,000	175,000

A1172 - INDIGENT DEF-ASSIGNED COUNSEL

OBJECT CODE	ACCOUNT NAME	EXPENDED/ REVENUE 2014	ORIGINAL BUDGET 2015	MODIFIED BUDGET 2015	DEC31-YTD EXP./REL. 2015	DEPARTMENT REQUEST 2016	EST TO ORIG % 2016	BUDGET RECOMM. 2016	ADOPTED 2016
APPROPRIATIONS:									
4080	PROFESSIONAL SERVICES	22,125	40,000	40,000	7,342	40,000	100.0	40,000	40,000
	TOTAL CONTRACTUAL EXPENSES	22,125	40,000	40,000	7,342	40,000	100.0	40,000	40,000
TOTAL A1172 APPROPRIATIONS		22,125	40,000	40,000	7,342	40,000	100.0	40,000	40,000
TOTAL COUNTY COST		22,125	40,000	40,000	7,342	40,000	100.0	40,000	40,000

A1185 - MEDICAL EXAMINERS/CORONERS

OBJECT CODE	ACCOUNT NAME	EXPENDED/ REVENUE 2014	ORIGINAL BUDGET 2015	MODIFIED BUDGET 2015	DEC31-YTD EXP./REL. 2015	DEPARTMENT REQUEST 2016	EST TO ORIG % 2016	BUDGET RECOMM. 2016	ADOPTED 2016
APPROPRIATIONS:									
1950	TEMPORARY SERVICES			33,750	12,250	33,750		33,750	33,750
	TOTAL PERSONAL SERVICES			33,750	12,250	33,750		33,750	33,750
4080	PROFESSIONAL SERVICES	30,337	45,000		2,394				
	TOTAL CONTRACTUAL EXPENSES	30,337	45,000		2,394				
8100	FICA			9,000	937	9,000		9,000	9,000
8200	N.Y.S. RETIREMENT			2,250		2,250		2,250	2,250
	TOTAL EMPLOYEE BENEFITS			11,250	937	11,250		11,250	11,250
TOTAL A1185 APPROPRIATIONS		30,337	45,000	45,000	15,581	45,000	100.0	45,000	45,000
TOTAL COUNTY COST		30,337	45,000	45,000	15,581	45,000	100.0	45,000	45,000
TOTAL JUDICIAL		2,204,581	2,414,622	2,414,622	983,373	2,434,089	100.8	2,434,089	2,434,089

A1230 - COUNTY ADMINISTRATOR

OBJECT CODE	ACCOUNT NAME	EXPENDED/ REVENUE 2 0 1 4	ORIGINAL BUDGET 2 0 1 5	MODIFIED BUDGET 2 0 1 5	DEC31-YTD EXP./REL. 2 0 1 5	DEPARTMENT REQUEST 2 0 1 6	EST TO ORIG % 2016	BUDGET RECOMM. 2 0 1 6	ADOPTED 2 0 1 6
APPROPRIATIONS:									
1000	PERSONAL SERVICES	168,147	176,500	176,500	81,561	182,500	103.4	182,500	182,500
	TOTAL PERSONAL SERVICES	168,147	176,500	176,500	81,561	182,500	103.4	182,500	182,500
4020	TRAVEL, TRAINING, DEVELOPMENT	13,262	9,000	9,000	7,805	10,000	111.1	10,000	10,000
4055	TELEPHONE	1,859	1,300	1,300	658	1,300	100.0	1,300	1,300
4060	OFFICE SUPPLIES	762	850	850	794	950	111.8	950	950
4075	DATA PROCESSING CHGS/MAINT	11,860	13,694	13,694		15,511	113.3	15,511	15,511
4076	COPIER DEPT CHARGES	409	550	550	100	550	100.0	550	550
4100	POSTAGE & FREIGHT	287	500	500	124	500	100.0	500	500
	TOTAL CONTRACTUAL EXPENSES	28,439	25,894	25,894	9,481	28,811	111.3	28,811	28,811
8100	FICA	11,658	13,550	13,550	6,133	13,965	103.1	13,965	13,965
8200	N.Y.S. RETIREMENT	31,734	33,311	33,311		26,487	79.5	26,487	26,487
8300	HEALTH INSURANCE	12,276	15,000	15,000	8,537	17,000	113.3	17,000	17,000
8311	RETIREE HEALTH INSURANCE	14,590	17,500	17,500	8,031	19,500	111.4	19,500	19,500
8313	DEFERRED COMP MATCH	2,490	2,900	2,900	1,339	3,200	110.3	3,200	3,200
	TOTAL EMPLOYEE BENEFITS	72,748	82,261	82,261	24,040	80,152	97.4	80,152	80,152
TOTAL A1230 APPROPRIATIONS		269,334	284,655	284,655	115,082	291,463	102.4	291,463	291,463
REVENUES:									
2701	REFUND OF PRIOR YEARS EXPENSE	879							
2770	OTHER, UNCLASSIFIED REVENUE	25,300	25,000	25,000		25,000	100.0	25,000	25,000
TOTAL A1230 REVENUES		26,179	25,000	25,000		25,000	100.0	25,000	25,000

FINANCE DECEMBER 16, 2015 PAGE 15

A1230 - COUNTY ADMINISTRATOR

OBJECT CODE	ACCOUNT NAME	EXPENDED/ REVENUE 2014	ORIGINAL BUDGET 2015	MODIFIED BUDGET 2015	DEC31-YTD EXP./REL. 2015	DEPARTMENT REQUEST 2016	EST TO ORIG % 2016	BUDGET RECOMM. 2016	ADOPTED 2016
TOTAL COUNTY COST		243,155	259,655	259,655	115,082	266,463	102.6	266,463	266,463

FINANCE DECEMBER 16, 2015 PAGE 16

A1320 - AUDITOR

OBJECT CODE	ACCOUNT NAME	EXPENDED/ REVENUE 2 0 1 4	ORIGINAL BUDGET 2 0 1 5	MODIFIED BUDGET 2 0 1 5	DEC31-YTD EXP./REL. 2 0 1 5	DEPARTMENT REQUEST 2 0 1 6	EST TO ORIG % 2016	BUDGET RECOMM. 2 0 1 6	ADOPTED 2 0 1 6
APPROPRIATIONS:									
1000	PERSONAL SERVICES	76,105	76,169	76,169	34,147	76,169	100.0	76,169	76,169
	TOTAL PERSONAL SERVICES	76,105	76,169	76,169	34,147	76,169	100.0	76,169	76,169
4020	TRAVEL, TRAINING, DEVELOPMENT	1,384	1,800	1,800		1,800	100.0	1,800	1,800
4055	TELEPHONE	199	300	300	80	300	100.0	300	300
4060	OFFICE SUPPLIES	334	500	500		500	100.0	500	500
4075	DATA PROCESSING CHGS/MAINT	2,807	3,167	3,167		3,100	97.9	3,100	3,100
4100	POSTAGE & FREIGHT	3,275	4,000	4,000	1,150	5,000	125.0	5,000	5,000
	TOTAL CONTRACTUAL EXPENSES	7,999	9,767	9,767	1,230	10,700	109.6	10,700	10,700
8100	FICA	5,723	5,827	5,827	2,575	5,827	100.0	5,827	5,827
8200	N.Y.S. RETIREMENT	14,158	16,422	16,422		16,422	100.0	16,422	16,422
8300	HEALTH INSURANCE	20,312	22,427	22,427	10,680	22,427	100.0	22,427	22,427
	TOTAL EMPLOYEE BENEFITS	40,193	44,676	44,676	13,255	44,676	100.0	44,676	44,676
TOTAL A1320 APPROPRIATIONS		124,297	130,612	130,612	48,632	131,545	100.7	131,545	131,545
TOTAL COUNTY COST		124,297	130,612	130,612	48,632	131,545	100.7	131,545	131,545

A1325 - COUNTY TREASURER

OBJECT CODE	ACCOUNT NAME	EXPENDED/ REVENUE 2 0 1 4	ORIGINAL BUDGET 2 0 1 5	MODIFIED BUDGET 2 0 1 5	DEC31-YTD EXP./REL. 2 0 1 5	DEPARTMENT REQUEST 2 0 1 6	EST TO ORIG % 2016	BUDGET RECOMM. 2 0 1 6	ADOPTED 2 0 1 6
APPROPRIATIONS:									
1000	PERSONAL SERVICES	298,398	330,000	330,000	149,131	340,000	103.0	340,000	340,000
	TOTAL PERSONAL SERVICES	298,398	330,000	330,000	149,131	340,000	103.0	340,000	340,000
2050	OFFICE MACH, FURNITURE, EQUIP.		8,000	8,000	5,888	1,000	12.5	1,000	1,000
2200	D.P., ELECTRONIC, COMM EQUIP.		1,200	1,200		1,200	100.0	1,200	1,200
	TOTAL EQUIPMENT		9,200	9,200	5,888	2,200	23.9	2,200	2,200
4020	TRAVEL, TRAINING, DEVELOPMENT	209	500	500	32	500	100.0	500	500
4025	CONFERENCES AND SEMINARS	1,360	3,000	3,000	1,247	3,000	100.0	3,000	3,000
4055	TELEPHONE	1,644	2,000	2,000	723	1,800	90.0	1,800	1,800
4060	OFFICE SUPPLIES	2,675	3,800	3,800	461	3,800	100.0	3,800	3,800
4062	COMPUTER PAPER	630	500	500		700	140.0	700	700
4063	PRINTER RIBBONS/ACCESSORIES	809	3,000	3,391	410	2,800	93.3	2,800	2,800
4064	CHECK STOCK	576	2,500	2,500		2,200	88.0	2,200	2,200
4070	SERVICE CONTRACTS		1,500	1,500		1,500	100.0	1,500	1,500
4075	DATA PROCESSING CHGS/MAINT	24,766	28,220	28,220		30,267	107.3	30,267	30,267
4076	COPIER DEPT CHARGES	591	1,500	1,500	187	1,200	80.0	1,200	1,200
4080	PROFESSIONAL SERVICES	82,653	55,000	55,000	22,000	73,600	133.8	73,600	73,600
4100	POSTAGE & FREIGHT	2,838	3,750	3,750	1,035	3,200	85.3	3,200	3,200
4200	ADVERTISING FEES OR EXPENSE	75	200	200		200	100.0	200	200
4482	BANK SERVICE FEES	5,950	200	200	798	1,000	500.0	1,000	1,000
	TOTAL CONTRACTUAL EXPENSES	124,776	105,670	106,061	26,893	125,767	119.0	125,767	125,767
8100	FICA	22,157	25,000	25,000	10,886	26,500	106.0	26,500	26,500
8200	N.Y.S. RETIREMENT	52,582	58,056	58,056		50,000	86.1	50,000	50,000
8300	HEALTH INSURANCE	39,189	50,000	50,000	36,169	81,100	162.2	81,100	81,100
8311	RETIREE HEALTH INSURANCE	50,242	58,500	58,500	25,304	55,000	94.0	55,000	55,000
8313	DEFERRED COMP MATCH	1,743	2,200	2,200	1,659	3,000	136.4	3,000	3,000
	TOTAL EMPLOYEE BENEFITS	165,913	193,756	193,756	74,018	215,600	111.3	215,600	215,600
TOTAL A1325 APPROPRIATIONS		589,087	638,626	639,017	255,930	683,567	107.0	683,567	683,567

A1325 - COUNTY TREASURER

OBJECT CODE	ACCOUNT NAME	EXPENDED/ REVENUE 2014	ORIGINAL BUDGET 2015	MODIFIED BUDGET 2015	DEC31-YTD EXP./REL. 2015	DEPARTMENT REQUEST 2016	EST TO ORIG % 2016	BUDGET RECOMM. 2016	ADOPTED 2016
REVENUES:									
1230	TREASURER	4,104	6,000	6,000	1,820	5,800	96.7	5,800	5,800
2701	REFUND OF PRIOR YEARS EXPENSE	779							
2770	OTHER, UNCLASSIFIED REVENUE	10,500							
TOTAL A1325 REVENUES		15,383	6,000	6,000	1,820	5,800	96.7	5,800	5,800
TOTAL COUNTY COST		573,704	632,626	633,017	254,110	677,767	107.1	677,767	677,767

FINANCE DECEMBER 16, 2015 PAGE 19

A1345 - PURCHASING

OBJECT CODE	ACCOUNT NAME	EXPENDED/ REVENUE 2 0 1 4	ORIGINAL BUDGET 2 0 1 5	MODIFIED BUDGET 2 0 1 5	DEC31-YTD EXP./REL. 2 0 1 5	DEPARTMENT REQUEST 2 0 1 6	EST TO ORIG % 2016	BUDGET RECOMM. 2 0 1 6	ADOPTED 2 0 1 6
APPROPRIATIONS:									
1000	PERSONAL SERVICES	61,874	63,113	63,113	28,297	65,019	103.0	65,019	65,019
	TOTAL PERSONAL SERVICES	61,874	63,113	63,113	28,297	65,019	103.0	65,019	65,019
4020	TRAVEL, TRAINING, DEVELOPMENT	1,601	1,000	1,000	1,121	1,300	130.0	1,300	1,300
4055	TELEPHONE	340	400	400	138	350	87.5	350	350
4060	OFFICE SUPPLIES	208-	200	200	174	200	100.0	200	200
4075	DATA PROCESSING CHGS/MAINT	3,708	4,333	4,333		4,836	111.6	4,836	4,836
4076	COPIER DEPT CHARGES	104	150	150	1	100	66.7	100	100
4100	POSTAGE & FREIGHT	95	50	50	18	50	100.0	50	50
4200	ADVERTISING FEES OR EXPENSE		50	50		50	100.0	50	50
	TOTAL CONTRACTUAL EXPENSES	5,639	6,183	6,183	1,452	6,886	111.4	6,886	6,886
8100	FICA	4,565	4,828	4,828	2,094	4,974	103.0	4,974	4,974
8200	N.Y.S. RETIREMENT	11,731	13,607	13,607		14,018	103.0	14,018	14,018
8300	HEALTH INSURANCE	20,312	22,427	22,427	10,680	23,997	107.0	23,997	23,997
	TOTAL EMPLOYEE BENEFITS	36,608	40,862	40,862	12,774	42,989	105.2	42,989	42,989
TOTAL A1345 APPROPRIATIONS		104,121	110,158	110,158	42,523	114,894	104.3	114,894	114,894
TOTAL COUNTY COST		104,121	110,158	110,158	42,523	114,894	104.3	114,894	114,894

FINANCE DECEMBER 16, 2015 PAGE 20

A1355 - REAL PROPERTY TAX SERVICES

OBJECT CODE	ACCOUNT NAME	EXPENDED/ REVENUE 2014	ORIGINAL BUDGET 2015	MODIFIED BUDGET 2015	DEC31-YTD EXP./REL. 2015	DEPARTMENT REQUEST 2016	EST TO ORIG % 2016	BUDGET RECOMM. 2016	ADOPTED 2016
APPROPRIATIONS:									
1000	PERSONAL SERVICES	206,625	204,546	204,546	92,471	206,152	100.8	206,152	206,152
	TOTAL PERSONAL SERVICES	206,625	204,546	204,546	92,471	206,152	100.8	206,152	206,152
2200	D.P., ELECTRONIC, COMM EQ					700		700	700
	TOTAL EQUIPMENT					700		700	700
4020	TRAVEL, TRAINING, DEVELOPMENT	325	1,500	1,500	625	1,500	100.0	1,500	1,500
4025	CONFERENCES AND SEMINARS	559	2,000	2,000		2,000	100.0	2,000	2,000
4055	TELEPHONE	1,143	2,000	2,000	465	2,000	100.0	2,000	2,000
4060	OFFICE SUPPLIES	5,172	11,000	11,000	3,441	11,000	100.0	11,000	11,000
4070	SERVICE CONTRACTS	331	1,600	1,600		1,600	100.0	1,600	1,600
4075	DATA PROCESSING CHGS/MAINT	67,612	69,294	69,294		74,462	107.5	74,462	74,462
4076	COPIER DEPT CHARGES	476	600	600	148	800	133.3	800	800
4080	PROFESSIONAL SERVICES	13,050	15,900	15,900		15,900	100.0	15,900	15,900
4100	POSTAGE & FREIGHT	1,467	2,500	2,500	627	2,500	100.0	2,500	2,500
	TOTAL CONTRACTUAL EXPENSES	90,135	106,394	106,394	5,306	111,762	105.0	111,762	111,762
8100	FICA	15,677	15,650	15,650	7,014	15,771	100.8	15,771	15,771
8200	N.Y.S. RETIREMENT	37,524	41,971	41,971		34,307	81.7	34,307	34,307
8300	HEALTH INSURANCE	39,617	60,407	60,407	28,736	45,364	75.1	45,364	45,364
8311	RETIREE HEALTH INSURANCE	20,312	33,640	33,640	9,795	44,446	132.1	44,446	44,446
8500	UNEMPLOYMENT		783	783					
	TOTAL EMPLOYEE BENEFITS	113,130	152,451	152,451	45,545	139,888	91.8	139,888	139,888
TOTAL A1355 APPROPRIATIONS		409,890	463,391	463,391	143,322	458,502	98.9	458,502	458,502
REVENUES:									

A1355 - REAL PROPERTY TAX SERVICES

OBJECT CODE	ACCOUNT NAME	EXPENDED/ REVENUE 2014	ORIGINAL BUDGET 2015	MODIFIED BUDGET 2015	DEC31-YTD EXP./REL. 2015	DEPARTMENT REQUEST 2016	EST TO ORIG % 2016	BUDGET RECOMM. 2016	ADOPTED 2016
1250	REAL PROPERTY / ASSESSMENT	22,937	20,000	20,000	5,422	20,000	100.0	20,000	20,000
3055	REIMB FOR EDUCATION		150	150		200	133.3	200	200
TOTAL A1355 REVENUES		22,937	20,150	20,150	5,422	20,200	100.2	20,200	20,200
TOTAL COUNTY COST		386,953	443,241	443,241	137,900	438,302	98.9	438,302	438,302

A1362 - TAX ADVERTISING

OBJECT CODE	ACCOUNT NAME	EXPENDED/ REVENUE 2014	ORIGINAL BUDGET 2015	MODIFIED BUDGET 2015	DEC31-YTD EXP./REL. 2015	DEPARTMENT REQUEST 2016	EST TO ORIG % 2016	BUDGET RECOMM. 2016	ADOPTED 2016
APPROPRIATIONS:									
4080	PROFESSIONAL SERVICES	148,401	125,000	125,000	930	130,000	104.0	130,000	130,000
4086	TAX AUCTION EXPENSES		1,000	1,000		1,000	100.0	1,000	1,000
4200	ADVERTISING FEES OR EXPENSE	5,090	12,000	12,000		12,000	100.0	12,000	12,000
	TOTAL CONTRACTUAL EXPENSES	153,491	138,000	138,000	930	143,000	103.6	143,000	143,000
TOTAL A1362 APPROPRIATIONS		153,491	138,000	138,000	930	143,000	103.6	143,000	143,000
REVENUES:									
1236	BUYERS PREMIUM	54,510	50,000	50,000		53,000	106.0	53,000	53,000
1237	TITLE SEARCH FEES	59,070	60,000	60,000	57,880	62,000	103.3	62,000	62,000
TOTAL A1362 REVENUES		113,580	110,000	110,000	57,880	115,000	104.5	115,000	115,000
TOTAL COUNTY COST		39,911	28,000	28,000	56,950-	28,000	100.0	28,000	28,000

A1380 - FISCAL AGENT

OBJECT CODE	ACCOUNT NAME	EXPENDED/ REVENUE 2014	ORIGINAL BUDGET 2015	MODIFIED BUDGET 2015	DEC31-YTD EXP./REL. 2015	DEPARTMENT REQUEST 2016	EST TO ORIG % 2016	BUDGET RECOMM. 2016	ADOPTED 2016
APPROPRIATIONS:									
4080	PROFESSIONAL SERVICES	3,300	2,000	2,000		2,000	100.0	2,000	2,000
	TOTAL CONTRACTUAL EXPENSES	3,300	2,000	2,000		2,000	100.0	2,000	2,000
TOTAL A1380 APPROPRIATIONS		3,300	2,000	2,000		2,000	100.0	2,000	2,000
TOTAL COUNTY COST		3,300	2,000	2,000		2,000	100.0	2,000	2,000
TOTAL FINANCE		1,653,520	1,767,442	1,767,833	606,419	1,824,971	103.3	1,824,971	1,824,971

A1410 - COUNTY CLERK

OBJECT CODE	ACCOUNT NAME	EXPENDED/ REVENUE 2014	ORIGINAL BUDGET 2015	MODIFIED BUDGET 2015	DEC31-YTD EXP./REL. 2015	DEPARTMENT REQUEST 2016	EST TO ORIG % 2016	BUDGET RECOMM. 2016	ADOPTED 2016
APPROPRIATIONS:									
1000	PERSONAL SERVICES	764,157	781,444	781,444	307,696	802,816	102.7	802,816	802,816
	TOTAL PERSONAL SERVICES	764,157	781,444	781,444	307,696	802,816	102.7	802,816	802,816
2050	OFFICE MACH, FURNITURE, EQUIP.		3,000	6,806		10,607	353.6	10,607	10,607
2200	D.P., ELECTRONIC, COMM EQUIP.		1,000	5,539		10,100	1010.0	10,100	10,100
	TOTAL EQUIPMENT		4,000	12,345		20,707	517.7	20,707	20,707
4020	TRAVEL, TRAINING, DEVELOPMENT	1,837	5,000	5,000	322	4,000	80.0	4,000	4,000
4045	MAINTENANCE IN LIEU OF RENT	59,829	61,890	61,890	61,889	53,057	85.7	53,057	53,057
4055	TELEPHONE	6,504	7,400	7,400	2,878	7,400	100.0	7,400	7,400
4060	OFFICE SUPPLIES	6,518	10,500	11,238	2,395	11,000	104.8	11,000	11,000
4063	PRINTER RIBBONS/ACCESSORIES	632		308	256				
4070	SERVICE CONTRACTS	29,009	41,000	41,000	9,844	41,000	100.0	41,000	41,000
4075	DATA PROCESSING CHGS/MAINT	50,160	55,669	55,669		57,359	103.0	57,359	57,359
4076	COPIER DEPT CHARGES	1,601	3,000	3,000	518	3,000	100.0	3,000	3,000
4100	POSTAGE & FREIGHT	8,965	9,000	9,000	3,270	10,000	111.1	10,000	10,000
4140	EQUIPMENT REPAIR SUPPL. & EXP		4,140	4,140		4,000	96.6	4,000	4,000
4390	MICROFILM	10,352	11,000	11,000	6,861	11,000	100.0	11,000	11,000
	TOTAL CONTRACTUAL EXPENSES	175,407	208,599	209,645	88,233	201,816	96.7	201,816	201,816
8100	FICA	55,393	59,781	59,781	22,101	61,415	102.7	61,415	61,415
8200	N.Y.S. RETIREMENT	143,145	160,348	160,348		114,365	71.3	114,365	114,365
8300	HEALTH INSURANCE	237,414	259,508	237,008	109,401	303,634	117.0	303,634	303,634
8311	RETIREE HEALTH INSURANCE	25,023	25,034	47,534	23,643	54,708	218.5	54,708	54,708
8313	DEFERRED COMP MATCH	2,666	2,559	2,559	1,408	2,816	110.0	2,816	2,816
	TOTAL EMPLOYEE BENEFITS	463,641	507,230	507,230	156,553	536,938	105.9	536,938	536,938
TOTAL A1410 APPROPRIATIONS		1,403,205	1,501,273	1,510,664	552,482	1,562,277	104.1	1,562,277	1,562,277

A1410 - COUNTY CLERK

OBJECT CODE	ACCOUNT NAME	EXPENDED/ REVENUE 2014	ORIGINAL BUDGET 2015	MODIFIED BUDGET 2015	DEC31-YTD EXP./REL. 2015	DEPARTMENT REQUEST 2016	EST TO ORIG % 2016	BUDGET RECOMM. 2016	ADOPTED 2016
REVENUES:									
1255	COUNTY CLERK	438,029	447,000	447,000	163,969	440,000	98.4	440,000	440,000
1256	COUNTY CLERK/DMV	478,616	503,000	503,000	197,116	500,000	99.4	500,000	500,000
1257	VEHICLE REGISTRATION SURCHARGE	393,714	408,000	408,000	172,896	400,000	98.0	400,000	400,000
2545	PISTOL PERMITS	18,627	19,000	19,000	7,939	18,000	94.7	18,000	18,000
TOTAL A1410 REVENUES		1,328,986	1,377,000	1,377,000	541,920	1,358,000	98.6	1,358,000	1,358,000
TOTAL COUNTY COST		74,219	124,273	133,664	10,562	204,277	164.4	204,277	204,277

A1420 - LAW

OBJECT CODE	ACCOUNT NAME	EXPENDED/ REVENUE 2 0 1 4	ORIGINAL BUDGET 2 0 1 5	MODIFIED BUDGET 2 0 1 5	DEC31-YTD EXP./REL. 2 0 1 5	DEPARTMENT REQUEST 2 0 1 6	EST TO ORIG % 2016	BUDGET RECOMM. 2 0 1 6	ADOPTED 2 0 1 6
APPROPRIATIONS:									
1000	PERSONAL SERVICES	235,899	240,618	240,618	107,877	247,869	103.0	247,869	247,869
	TOTAL PERSONAL SERVICES	235,899	240,618	240,618	107,877	247,869	103.0	247,869	247,869
	TOTAL EQUIPMENT								
4020	TRAVEL, TRAINING, DEVELOP	1,665	3,500	3,500	2,490	6,000	171.4	6,000	6,000
4055	TELEPHONE	256	400	400	95	400	100.0	400	400
4060	OFFICE SUPPLIES	254	4,100	4,100		4,500	109.8	4,500	4,500
4075	DATA PROCESSING CHGS/MAINT	3,249	3,817	3,817		3,900	102.2	3,900	3,900
4080	PROFESSIONAL SERVICES	7,312	4,500	4,500	9,204	4,500	100.0	4,500	4,500
4100	POSTAGE & FREIGHT	143	200	200	102	200	100.0	200	200
	TOTAL CONTRACTUAL EXPENSES	12,879	16,517	16,517	11,891	19,500	118.1	19,500	19,500
8100	FICA	17,713	18,407	18,407	8,181	18,962	103.0	18,962	18,962
8200	N.Y.S. RETIREMENT	44,612	49,373	49,373		40,389	81.8	40,389	40,389
8300	HEALTH INSURANCE	5,800	6,404	6,404	3,049	6,852	107.0	6,852	6,852
8311	RETIREE HEALTH INSURANCE	1,249							
	TOTAL EMPLOYEE BENEFITS	69,374	74,184	74,184	11,230	66,203	89.2	66,203	66,203
TOTAL A1420 APPROPRIATIONS		318,152	331,319	331,319	130,998	333,572	100.7	333,572	333,572
REVENUES:									
1588	DSS REIMBURSEMENT	108,838	140,692	140,692		145,182	103.2	145,182	145,182
2701	REFUND OF PRIOR YEARS EXPENSE	750							
TOTAL A1420 REVENUES		109,588	140,692	140,692		145,182	103.2	145,182	145,182

A1420 - LAW

OBJECT CODE	ACCOUNT NAME	EXPENDED/ REVENUE 2014	ORIGINAL BUDGET 2015	MODIFIED BUDGET 2015	DEC31-YTD EXP./REL. 2015	DEPARTMENT REQUEST 2016	EST TO ORIG % 2016	BUDGET RECOMM. 2016	ADOPTED 2016
TOTAL COUNTY COST		208,564	190,627	190,627	130,998	188,390	98.8	188,390	188,390

A1421 - LEGAL FEES - LABOR CONTRACTS

OBJECT CODE	ACCOUNT NAME	EXPENDED/ REVENUE 2014	ORIGINAL BUDGET 2015	MODIFIED BUDGET 2015	DEC31-YTD EXP./REL. 2015	DEPARTMENT REQUEST 2016	EST TO ORIG % 2016	BUDGET RECOMM. 2016	ADOPTED 2016
APPROPRIATIONS:									
4080	PROFESSIONAL SERVICES	27,481	55,000	55,000	8,428	55,000	100.0	55,000	55,000
	TOTAL CONTRACTUAL EXPENSES	27,481	55,000	55,000	8,428	55,000	100.0	55,000	55,000
TOTAL A1421 APPROPRIATIONS		27,481	55,000	55,000	8,428	55,000	100.0	55,000	55,000
TOTAL COUNTY COST		27,481	55,000	55,000	8,428	55,000	100.0	55,000	55,000

A1430 - PERSONNEL CIVIL SERVICE

OBJECT CODE	ACCOUNT NAME	EXPENDED/ REVENUE 2014	ORIGINAL BUDGET 2015	MODIFIED BUDGET 2015	DEC31-YTD EXP./REL. 2015	DEPARTMENT REQUEST 2016	EST TO ORIG % 2016	BUDGET RECOMM. 2016	ADOPTED 2016
APPROPRIATIONS:									
1000	PERSONAL SERVICES	253,142	325,930	325,930	108,915	336,200	103.2	336,200	336,200
1950	TEMPORARY SERVICES	672	2,000	2,000	463	2,100	105.0	2,100	2,100
1951	OVERTIME	2,726	5,000	5,000	6,502	5,200	104.0	5,200	5,200
	TOTAL PERSONAL SERVICES	256,540	332,930	332,930	115,880	343,500	103.2	343,500	343,500
2050	OFFICE MACH, FURNITURE, EQUIP.		800	800		1,000	125.0	1,000	1,000
2200	D.P., ELECTRONIC, COMM EQUIP.		1,500	1,500		1,300	86.7	1,300	1,300
	TOTAL EQUIPMENT		2,300	2,300		2,300	100.0	2,300	2,300
4020	TRAVEL, TRAINING, DEVELOPMENT	2,195	2,750	2,750	291	2,900	105.5	2,900	2,900
4025	CONFERENCES AND SEMINARS		600	600		600	100.0	600	600
4045	MAINTENANCE IN LIEU OF RENT	20,818	21,535	21,535	10,767	18,462	85.7	18,462	18,462
4055	TELEPHONE	1,098	1,585	1,585	475	1,585	100.0	1,585	1,585
4060	OFFICE SUPPLIES	1,328	2,700	3,681	1,639	2,800	103.7	2,800	2,800
4075	DATA PROCESSING CHGS/MAINT	9,061	10,480	10,480	1,287	11,308	107.9	11,308	11,308
4076	COPIER DEPT CHARGES	2,295	6,500	6,500	753	6,500	100.0	6,500	6,500
4100	POSTAGE & FREIGHT	1,681	3,500	3,500	666	3,500	100.0	3,500	3,500
4200	ADVERTISING FEES OR EXPENSE	193	300	300	162	500	166.7	500	500
4332	PHYSICALS - NON-COUNTY EMPLOY.	1,268	4,000	4,000		4,000	100.0	4,000	4,000
	TOTAL CONTRACTUAL EXPENSES	39,937	53,950	54,931	16,040	52,155	96.7	52,155	52,155
8100	FICA	18,750	25,086	25,086	8,601	26,485	105.6	26,485	26,485
8200	N.Y.S. RETIREMENT	46,132	62,291	62,291		40,815	65.5	40,815	40,815
8300	HEALTH INSURANCE	50,181	59,583	59,583	16,085	64,600	108.4	64,600	64,600
8313	DEFERRED COMP MATCH	1,590	2,128	2,128	832	2,200	103.4	2,200	2,200
	TOTAL EMPLOYEE BENEFITS	116,653	149,088	149,088	25,518	134,100	89.9	134,100	134,100
TOTAL A1430 APPROPRIATIONS		413,130	538,268	539,249	157,438	532,055	98.8	532,055	532,055

A1430 - PERSONNEL CIVIL SERVICE

OBJECT CODE	ACCOUNT NAME	EXPENDED/ REVENUE 2014	ORIGINAL BUDGET 2015	MODIFIED BUDGET 2015	DEC31-YTD EXP./REL. 2015	DEPARTMENT REQUEST 2016	EST TO ORIG % 2016	BUDGET RECOMM. 2016	ADOPTED 2016
REVENUES:									
1260	PERSONNEL FEES	3,210	400	400	2,180	400	100.0	400	400
2701	REFUND OF PRIOR YEARS EXPENSE				223				
TOTAL A1430 REVENUES		3,210	400	400	2,403	400	100.0	400	400
TOTAL COUNTY COST		409,920	537,868	538,849	155,035	531,655	98.8	531,655	531,655

A1431 - EMPLOYEE BENEFITS PROGRAM/EAP

OBJECT CODE	ACCOUNT NAME	EXPENDED/ REVENUE 2014	ORIGINAL BUDGET 2015	MODIFIED BUDGET 2015	DEC31-YTD EXP./REL. 2015	DEPARTMENT REQUEST 2016	EST TO ORIG % 2016	BUDGET RECOMM. 2016	ADOPTED 2016
APPROPRIATIONS:									
4160	CONTRACTUAL EXPENSE	21,813	27,500	27,500		28,000	101.8	28,000	28,000
	TOTAL CONTRACTUAL EXPENSES	21,813	27,500	27,500		28,000	101.8	28,000	28,000
TOTAL A1431 APPROPRIATIONS		21,813	27,500	27,500		28,000	101.8	28,000	28,000
TOTAL COUNTY COST		21,813	27,500	27,500		28,000	101.8	28,000	28,000

A1432 - EMPLOYEE BENEFITS PROGRAM/FSA

OBJECT CODE	ACCOUNT NAME	EXPENDED/ REVENUE 2014	ORIGINAL BUDGET 2015	MODIFIED BUDGET 2015	DEC31-YTD EXP./REL. 2015	DEPARTMENT REQUEST 2016	EST TO ORIG % 2016	BUDGET RECOMM. 2016	ADOPTED 2016
APPROPRIATIONS:									
4160	CONTRACTUAL EXPENSE	4,036	6,000	6,000	2,336	6,000	100.0	6,000	6,000
	TOTAL CONTRACTUAL EXPENSES	4,036	6,000	6,000	2,336	6,000	100.0	6,000	6,000
TOTAL A1432 APPROPRIATIONS		4,036	6,000	6,000	2,336	6,000	100.0	6,000	6,000
TOTAL COUNTY COST		4,036	6,000	6,000	2,336	6,000	100.0	6,000	6,000

A1434 - HEALTH INSURANCE SAVINGS

OBJECT CODE	ACCOUNT NAME	EXPENDED/ REVENUE 2014	ORIGINAL BUDGET 2015	MODIFIED BUDGET 2015	DEC31-YTD EXP./REL. 2015	DEPARTMENT REQUEST 2016	EST TO ORIG % 2016	BUDGET RECOMM. 2016	ADOPTED 2016
APPROPRIATIONS:									
	TOTAL CONTRACTUAL EXPENSES								
TOTAL A1434 APPROPRIATIONS									
TOTAL COUNTY COST									

A1436 - EMPLOYEE SUGGESTION PROGRAM

OBJECT CODE	ACCOUNT NAME	EXPENDED/ REVENUE 2014	ORIGINAL BUDGET 2015	MODIFIED BUDGET 2015	DEC31-YTD EXP./REL. 2015	DEPARTMENT REQUEST 2016	EST TO ORIG % 2016	BUDGET RECOMM. 2016	ADOPTED 2016
APPROPRIATIONS:									
4211	EMPLOYEE SUGGESTION PROGRAM		5,000	5,000					
	TOTAL CONTRACTUAL EXPENSES		5,000	5,000					
TOTAL A1436 APPROPRIATIONS			5,000	5,000					
TOTAL COUNTY COST			5,000	5,000					

A1450 - ELECTIONS

OBJECT CODE	ACCOUNT NAME	EXPENDED/ REVENUE 2 0 1 4	ORIGINAL BUDGET 2 0 1 5	MODIFIED BUDGET 2 0 1 5	DEC31-YTD EXP./REL. 2 0 1 5	DEPARTMENT REQUEST 2 0 1 6	EST TO ORIG % 2016	BUDGET RECOMM. 2 0 1 6	ADOPTED 2 0 1 6
APPROPRIATIONS:									
1000	PERSONAL SERVICES	204,729	209,967	209,967	95,877	212,025	101.0	212,025	212,025
1950	TEMPORARY SERVICES	84,403	94,982	94,982	12,162	124,477	131.1	124,477	124,477
1951	OVERTIME	280	1,336	1,336	15	2,031	152.0	2,031	2,031
	TOTAL PERSONAL SERVICES	289,412	306,285	306,285	108,054	338,533	110.5	338,533	338,533
2050	OFFICE MACH, FURNITURE, EQUIP.		22,400	57,900	38,500	3,400	15.2	3,400	3,400
2200	D.P., ELECTRONIC, COMM EQUIP.			3,000	2,707	5,500		5,500	5,500
	TOTAL EQUIPMENT		22,400	60,900	41,207	8,900	39.7	8,900	8,900
4020	TRAVEL, TRAINING, DEVELOPMENT	1,360	2,780	2,780	781	2,780	100.0	2,780	2,780
4025	CONFERENCES AND SEMINARS	4,653	6,240	6,240	5,113	6,240	100.0	6,240	6,240
4055	TELEPHONE	1,636	1,920	1,920	694	1,920	100.0	1,920	1,920
4060	OFFICE SUPPLIES	1,603	5,200	5,488	1,017	5,500	105.8	5,500	5,500
4061	FINE PAPER	7,588	7,750	7,750		9,000	116.1	9,000	9,000
4063	PRINTER RIBBONS/ACCESSORIES	95	2,500	2,500		2,500	100.0	2,500	2,500
4070	SERVICE CONTRACTS	63,539	82,965	82,965	59,435	67,962	81.9	67,962	67,962
4075	DATA PROCESSING CHGS/MAINT	26,205	29,745	29,745		32,713	110.0	32,713	32,713
4076	COPIER DEPT CHARGES	327	250	250	1	200	80.0	200	200
4080	PROFESSIONAL SERVICES	14,559	18,500	18,500	1,280	23,200	125.4	23,200	23,200
4100	POSTAGE & FREIGHT	9,287	11,200	11,200	12	11,200	100.0	11,200	11,200
4130	LEASE OF VEHICLES	1,905	4,000	4,000	806	5,500	137.5	5,500	5,500
4161	CONTRACTUAL EXPENSE/POSTAGE	5,572	8,000	8,000	1,898	11,000	137.5	11,000	11,000
4200	ADVERTISING FEES OR EXPENSE	5,494	7,800	7,800	98	9,300	119.2	9,300	9,300
4370	PERMITS	210	440	440	20	440	100.0	440	440
	TOTAL CONTRACTUAL EXPENSES	144,033	189,290	189,578	71,155	189,455	100.1	189,455	189,455
8100	FICA	16,946	23,431	23,431	7,644	25,898	110.5	25,898	25,898
8200	N.Y.S. RETIREMENT	26,944	27,905	27,905		23,176	83.1	23,176	23,176

A1450 - ELECTIONS

OBJECT CODE	ACCOUNT NAME	EXPENDED/ REVENUE 2 0 1 4	ORIGINAL BUDGET 2 0 1 5	MODIFIED BUDGET 2 0 1 5	DEC31-YTD EXP./REL. 2 0 1 5	DEPARTMENT REQUEST 2 0 1 6	EST TO ORIG % 2016	BUDGET RECOMM. 2 0 1 6	ADOPTED 2 0 1 6
8300	HEALTH INSURANCE	53,335	58,888	58,888	28,043	63,009	107.0	63,009	63,009
8311	RETIREE HEALTH INSURANCE	5,998	6,598	6,598	4,270	9,823	148.9	9,823	9,823
8313	DEFERRED COMP MATCH	929	2,000	2,000	536	4,500	225.0	4,500	4,500
8500	UNEMPLOYMENT		11,000	11,000		11,000	100.0	11,000	11,000
	TOTAL EMPLOYEE BENEFITS	104,152	129,822	129,822	40,493	137,406	105.8	137,406	137,406
TOTAL A1450 APPROPRIATIONS		537,597	647,797	686,585	260,909	674,294	104.1	674,294	674,294
REVENUES:									
1265	CHG BACK TO TOWNS	53,280	45,800	45,800	2,500	71,780	156.7	71,780	71,780
2655	MINOR SALES	370	400	400	100	220	55.0	220	220
3089	STATE AID-OTHER	9,433	2,000	2,000					
4089	FEDERAL AID OTHER	66,165	4,000	4,000					
TOTAL A1450 REVENUES		129,248	52,200	52,200	2,600	72,000	137.9	72,000	72,000
TOTAL COUNTY COST		408,349	595,597	634,385	258,309	602,294	101.1	602,294	602,294

A1451 - ELECTION INSPECTORS

OBJECT CODE	ACCOUNT NAME	EXPENDED/ REVENUE 2014	ORIGINAL BUDGET 2015	MODIFIED BUDGET 2015	DEC31-YTD EXP./REL. 2015	DEPARTMENT REQUEST 2016	EST TO ORIG % 2016	BUDGET RECOMM. 2016	ADOPTED 2016
APPROPRIATIONS:									
8200	N.Y.S. RETIREMENT	854							
	TOTAL EMPLOYEE BENEFITS	854							
TOTAL A1451 APPROPRIATIONS		854							
TOTAL COUNTY COST		854							
TOTAL STAFF		2,726,268	3,112,157	3,161,317	1,112,591	3,191,198	102.5	3,191,198	3,191,198

SHARED SERVICES DECEMBER 16, 2015 PAGE 38

A1610 - CENTRAL SERVICES ADMIN

OBJECT CODE	ACCOUNT NAME	EXPENDED/ REVENUE 2014	ORIGINAL BUDGET 2015	MODIFIED BUDGET 2015	DEC31-YTD EXP./REL. 2015	DEPARTMENT REQUEST 2016	EST TO ORIG % 2016	BUDGET RECOMM. 2016	ADOPTED 2016
APPROPRIATIONS:									
1000	PERSONAL SERVICES	629,487	657,208	657,208	293,524	770,000	117.2	770,000	770,000
1950	TEMPORARY SERVICES	37,519	26,592	26,592	12,717	44,179	166.1	44,179	44,179
1951	OVERTIME	18,189	29,574	29,574	15,823	27,683	93.6	27,683	27,683
	TOTAL PERSONAL SERVICES	685,195	713,374	713,374	322,064	841,862	118.0	841,862	841,862
2050	OFFICE MACH, FURNITURE, EQUIP.	7,671				700		700	700
2100	AUTOMOTIVE EQUIPMENT	33,058	33,000	68,000		27,020	81.9	27,020	27,020
2200	D.P., ELECTRONIC, COMM EQUIP.			4,387	4,387				
2350	BUILDING MAINT,TOOLS,MACHINES	48,006	55,177	163,537	15,647	82,161	148.9	82,161	82,161
	TOTAL EQUIPMENT	88,735	88,177	235,924	20,034	109,881	124.6	109,881	109,881
4020	TRAVEL, TRAINING, DEVELOPMENT	1,925	5,415	5,415	1,756	5,382	99.4	5,382	5,382
4051	WATER & SEWER CHARGES	79,884	85,262	85,262	14,745	83,683	98.1	83,683	83,683
4052	FIRE PROTECTION	16,427	17,451	17,451	10,219	18,089	103.7	18,089	18,089
4053	GAS & HEATING OIL	99,502	109,845	109,845	61,563	113,535	103.4	113,535	113,535
4054	ELECTRICITY	158,879	175,600	175,600	66,452	175,600	100.0	175,600	175,600
4055	TELEPHONE	10,998	12,408	12,408	4,782	11,808	95.2	11,808	11,808
4060	OFFICE SUPPLIES	2,584	2,660	2,660	972	3,260	122.6	3,260	3,260
4070	SERVICE CONTRACTS	41,678	50,438	50,438	6,235	47,854	94.9	47,854	47,854
4075	DATA PROCESSING CHGS/MAINT	6,523	8,965	8,965		10,269	114.5	10,269	10,269
4076	COPIER DEPT CHARGES		44	44		44	100.0	44	44
4080	PROFESSIONAL SERVICES	2,835	2,000	2,000		2,000	100.0	2,000	2,000
4100	POSTAGE & FREIGHT	366	600	600	121	600	100.0	600	600
4110	BUILDING REPAIR,SUPPLIES,EXP.	330,436	426,332	485,511	122,635	426,310	100.0	426,310	426,310
4120	MOTOR EQUIPMENT REPAIR & SUPPL	7,447	9,400	9,400	1,602				
4121	TIRES	4,140	2,000	2,000	1,437				
4124	GASOLINE	70,009	80,080	80,080	21,523	76,920	96.1	76,920	76,920
4125	DIESEL FUEL	3,043	3,120	3,120	316	3,120	100.0	3,120	3,120

A1610 - CENTRAL SERVICES ADMIN

OBJECT CODE	ACCOUNT NAME	EXPENDED/ REVENUE 2 0 1 4	ORIGINAL BUDGET 2 0 1 5	MODIFIED BUDGET 2 0 1 5	DEC31-YTD EXP./REL. 2 0 1 5	DEPARTMENT REQUEST 2 0 1 6	EST TO ORIG % 2016	BUDGET RECOMM. 2 0 1 6	ADOPTED 2 0 1 6
4126	LUBRICANTS	1,375	1,700	1,700	813	1,700	100.0	1,700	1,700
4128	SMALL TOOLS	2,030	2,895	2,895	1,964	2,150	74.3	2,150	2,150
4140	EQUIPMENT REPAIR SUPPL. & EXP	18,288	22,658	25,111	10,675	22,658	100.0	22,658	22,658
4200	ADVERTISING FEES OR EXPENSE	472	500	500	459	700	140.0	700	700
4280	UNIFORM EXPENSE		300	300		300	100.0	300	300
4360	SAFETY EXPENSES	915	1,000	1,000		1,000	100.0	1,000	1,000
4423	SAND AND SALT	20,979	15,658	15,658	12,553	15,658	100.0	15,658	15,658
4510	CHEMICALS AND BIOLOGICALS	4,844	4,000	4,000		4,000	100.0	4,000	4,000
	TOTAL CONTRACTUAL EXPENSES	885,579	1,040,331	1,101,963	340,822	1,026,640	98.7	1,026,640	1,026,640
8100	FICA	51,128	54,573	54,573	23,893	66,006	120.9	66,006	66,006
8200	N.Y.S. RETIREMENT	121,182	127,137	127,137		116,500	91.6	116,500	116,500
8300	HEALTH INSURANCE	116,538	130,099	130,099	63,647	163,472	125.7	163,472	163,472
8311	RETIREE HEALTH INSURANCE	86,588	92,962	92,962	48,786	110,521	118.9	110,521	110,521
8313	DEFERRED COMP MATCH	2,311	2,628	2,628	1,982	3,965	150.9	3,965	3,965
8400	WORKMEN'S COMPENSATION	9,919	10,374	10,374	10,533	11,411	110.0	11,411	11,411
8500	UNEMPLOYMENT	8	87	87		87	100.0	87	87
	TOTAL EMPLOYEE BENEFITS	387,674	417,860	417,860	148,841	471,962	112.9	471,962	471,962
TOTAL A1610 APPROPRIATIONS		2,047,183	2,259,742	2,469,121	831,761	2,450,345	108.4	2,450,345	2,450,345

REVENUES:

2410	RENTAL OF REAL PROPERTY	35,980	37,267	37,267	22,828	58,267	156.4	58,267	58,267
2411	RENTAL OF PROPERTY - MLR	2,174,032	2,203,770	2,203,770	952,444	1,960,298	89.0	1,960,298	1,960,298
2412	RENTAL OF REAL PROPERTY CAMPUS	180,881	177,348	177,348	28,573	147,022	82.9	147,022	147,022
2413	RENTAL OF REAL PROPERTY OTHER	31,861	31,606	31,606	16,166	32,554	103.0	32,554	32,554
2650	SALE OF SCRAP	4,346			1,390				
2680	INSURANCE RECOVERY			60,500	60,500				
2701	REFUND OF PRIOR YEARS EXPENSE	1,515			2,715				

SHARED SERVICES DECEMBER 16, 2015 PAGE 40

A1610 - CENTRAL SERVICES ADMIN

OBJECT CODE	ACCOUNT NAME	EXPENDED/ REVENUE 2014	ORIGINAL BUDGET 2015	MODIFIED BUDGET 2015	DEC31-YTD EXP./REL. 2015	DEPARTMENT REQUEST 2016	EST TO ORIG % 2016	BUDGET RECOMM. 2016	ADOPTED 2016
2705	GIFTS AND DONATIONS	275	125	125		125	100.0	125	125
TOTAL A1610 REVENUES		2,428,890	2,450,116	2,510,616	1,084,616	2,198,266	89.7	2,198,266	2,198,266
TOTAL COUNTY COST		381,707-	190,374-	41,495-	252,855-	252,079	132.4-	252,079	252,079

SHARED SERVICES DECEMBER 16, 2015 PAGE 41

A1620 - BUILDINGS

OBJECT CODE	ACCOUNT NAME	EXPENDED/ REVENUE 2014	ORIGINAL BUDGET 2015	MODIFIED BUDGET 2015	DEC31-YTD EXP./REL. 2015	DEPARTMENT REQUEST 2016	EST TO ORIG % 2016	BUDGET RECOMM. 2016	ADOPTED 2016
APPROPRIATIONS:									
1000	PERSONAL SERVICES	192,696	257,868	257,868	97,238	266,617	103.4	266,617	266,617
1950	TEMPORARY SERVICES	15,970	16,796	16,796	7,323	17,696	105.4	17,696	17,696
1951	OVERTIME	4,697	8,715	8,715	3,592	10,665	122.4	10,665	10,665
	TOTAL PERSONAL SERVICES	213,363	283,379	283,379	108,153	294,978	104.1	294,978	294,978
2100	AUTOMOTIVE EQUIPMENT	22,521							
2350	BUILDING MAINT,TOOLS,MACHINES	1,885	1,162	17,496	1,318	23,350	2009.5	23,350	23,350
	TOTAL EQUIPMENT	24,406	1,162	17,496	1,318	23,350	2009.5	23,350	23,350
4051	WATER & SEWER CHARGES	7,550	9,038	9,038	3,070	9,880	109.3	9,880	9,880
4052	FIRE PROTECTION	11,077	14,534	14,534	1,570	14,645	100.8	14,645	14,645
4053	GAS & HEATING OIL	44,114	55,500	55,500	16,205	50,400	90.8	50,400	50,400
4054	ELECTRICITY	133,409	146,300	146,300	47,873	146,550	100.2	146,550	146,550
4055	TELEPHONE	101,537	107,117	107,117	50,870	107,117	100.0	107,117	107,117
4070	SERVICE CONTRACTS	117,231	123,241	123,241	64,541	106,345	86.3	106,345	106,345
4080	PROFESSIONAL SERVICES		2,000	2,000	2,325	3,000	150.0	3,000	3,000
4110	BUILDING REPAIR,SUPPLIES,EXP.	204,879	212,424	210,635	97,729	267,852	126.1	267,852	267,852
4120	MOTOR EQUIPMENT REPAIR & SUPPL	4,094	3,036	3,036	1,057				
4121	TIRES	571	750	750	653				
4124	GASOLINE	3,660	7,920	7,920	837	7,200	90.9	7,200	7,200
4125	DIESEL FUEL		563	563		563	100.0	563	563
4128	SMALL TOOLS	3,188	3,000	3,000	2,546	3,700	123.3	3,700	3,700
4140	EQUIPMENT REPAIR SUPPL. & EXP	75,953	113,794	114,204	5,666	93,794	82.4	93,794	93,794
4200	ADVERTISING FEES OR EXPENSE	59	400	400	31	400	100.0	400	400
4423	SAND AND SALT	2,057	2,492	2,492	2,617	3,492	140.1	3,492	3,492
4510	CHEMICALS AND BIOLOGICALS		8,000	8,000		6,000	75.0	6,000	6,000
	TOTAL CONTRACTUAL EXPENSES	709,379	810,109	808,730	297,590	820,938	101.3	820,938	820,938

A1620 - BUILDINGS

OBJECT CODE	ACCOUNT NAME	EXPENDED/ REVENUE 2 0 1 4	ORIGINAL BUDGET 2 0 1 5	MODIFIED BUDGET 2 0 1 5	DEC31-YTD EXP./REL. 2 0 1 5	DEPARTMENT REQUEST 2 0 1 6	EST TO ORIG % 2016	BUDGET RECOMM. 2 0 1 6	ADOPTED 2 0 1 6
8100	FICA	16,072	18,619	18,619	7,969	22,566	121.2	22,566	22,566
8200	N.Y.S. RETIREMENT	40,653	40,436	40,436		32,405	80.1	32,405	32,405
8300	HEALTH INSURANCE	19,214	22,530	22,530	7,476	24,107	107.0	24,107	24,107
8311	RETIREE HEALTH INSURANCE	7,199							
8313	DEFERRED COMP MATCH	890	1,380	1,380	761	1,522	110.3	1,522	1,522
8400	WORKMEN'S COMPENSATION	3,521	4,177	4,177	4,184	4,595	110.0	4,595	4,595
8500	UNEMPLOYMENT		358	358		358	100.0	358	358
	TOTAL EMPLOYEE BENEFITS	87,549	87,500	87,500	20,390	85,553	97.8	85,553	85,553
TOTAL A1620 APPROPRIATIONS		1,034,697	1,182,150	1,197,105	427,451	1,224,819	103.6	1,224,819	1,224,819
REVENUES:									
2216	INTERFUND REV CENTRAL PHONE SY	237,365	210,000	210,000	79,277	210,000	100.0	210,000	210,000
2410	RENTAL OF REAL PROPERTY	70,697	73,710	73,710	34,400	68,839	93.4	68,839	68,839
2411	RENTAL OF PROPERTY - MLR	175,371	180,765	180,765	156,010	161,121	89.1	161,121	161,121
2413	RENTAL OF REAL PROPERTY OTHER	8,447	8,700	8,700	154	8,961	103.0	8,961	8,961
2415	RENTAL OF REAL PROP-FEDERAL	43,415	44,349	44,349	22,152	44,212	99.7	44,212	44,212
2650	SALE OF SCRAP	1,641	1,500	1,500	975	1,350	90.0	1,350	1,350
2770	OTHER, UNCLASSIFIED REVENUE	200			200				
TOTAL A1620 REVENUES		537,136	519,024	519,024	293,168	494,483	95.3	494,483	494,483
TOTAL COUNTY COST		497,561	663,126	678,081	134,283	730,336	110.1	730,336	730,336

SHARED SERVICES DECEMBER 16, 2015 PAGE 43

A1630 - MILLENNIUM DRIVE COMPLEX

OBJECT CODE	ACCOUNT NAME	EXPENDED/ REVENUE 2 0 1 4	ORIGINAL BUDGET 2 0 1 5	MODIFIED BUDGET 2 0 1 5	DEC31-YTD EXP./REL. 2 0 1 5	DEPARTMENT REQUEST 2 0 1 6	EST TO ORIG % 2016	BUDGET RECOMM. 2 0 1 6	ADOPTED 2 0 1 6
APPROPRIATIONS:									
1000	PERSONAL SERVICES	57,355	61,251	61,251	25,148	64,375	105.1	64,375	64,375
1950	TEMPORARY SERVICES	2,253	6,648	6,648	1,684	6,846	103.0	6,846	6,846
1951	OVERTIME	6							
	TOTAL PERSONAL SERVICES	59,614	67,899	67,899	26,832	71,221	104.9	71,221	71,221
2100	AUTOMOTIVE EQUIPMENT	3,750							
2350	BUILDING MAINT,TOOLS,MACHINES	11,466	12,224	17,753		10,500	85.9	10,500	10,500
	TOTAL EQUIPMENT	15,216	12,224	17,753		10,500	85.9	10,500	10,500
4051	WATER & SEWER CHARGES	15,788	16,423	16,423	7,971	17,293	105.3	17,293	17,293
4052	FIRE PROTECTION	1,203	1,778	1,778	468	1,694	95.3	1,694	1,694
4053	GAS & HEATING OIL	34,027	37,500	37,500	15,687	35,000	93.3	35,000	35,000
4054	ELECTRICITY	55,129	65,045	65,045	23,581	65,480	100.7	65,480	65,480
4070	SERVICE CONTRACTS	7,146	9,725	9,725	1,957	9,556	98.3	9,556	9,556
4080	PROFESSIONAL SERVICES		2,000	2,000		2,000	100.0	2,000	2,000
4110	BUILDING REPAIR,SUPPLIES,EXP.	45,481	64,752	84,312	38,104	105,761	163.3	105,761	105,761
4120	MOTOR EQUIPMENT REPAIR & SUPPL	4,795	1,000	1,000					
4121	TIRES		500	500					
4124	GASOLINE	868	2,000	2,000	363	1,500	75.0	1,500	1,500
4125	DIESEL FUEL		248	248		248	100.0	248	248
4128	SMALL TOOLS	1,620	2,375	2,375	1,694	2,250	94.7	2,250	2,250
4140	EQUIPMENT REPAIR SUPPL. & EXP	6,256	11,800	13,131	5,720	11,800	100.0	11,800	11,800
4200	ADVERTISING FEES OR EXPENSE		200	200		200	100.0	200	200
4360	SAFETY EXPENSES	39							
4423	SAND AND SALT	2,427	2,500	2,500	2,494	3,500	140.0	3,500	3,500
4510	CHEMICALS AND BIOLOGICALS		3,000	3,000		3,000	100.0	3,000	3,000
	TOTAL CONTRACTUAL EXPENSES	174,779	220,846	241,737	98,039	259,282	117.4	259,282	259,282

SHARED SERVICES DECEMBER 16, 2015 PAGE 44

A1630 - MILLENNIUM DRIVE COMPLEX

OBJECT CODE	ACCOUNT NAME	EXPENDED/ REVENUE 2014	ORIGINAL BUDGET 2015	MODIFIED BUDGET 2015	DEC31-YTD EXP./REL. 2015	DEPARTMENT REQUEST 2016	EST TO ORIG % 2016	BUDGET RECOMM. 2016	ADOPTED 2016
8100	FICA	4,381	5,194	5,194	1,967	5,448	104.9	5,448	5,448
8200	N.Y.S. RETIREMENT	11,022	11,319	11,319		11,882	105.0	11,882	11,882
8300	HEALTH INSURANCE	5,413	5,978	5,978	2,846	6,396	107.0	6,396	6,396
8313	DEFERRED COMP MATCH	1,101	1,107	1,107	557	1,116	100.8	1,116	1,116
8400	WORKMEN'S COMPENSATION	949	5,205	5,205	1,002	5,726	110.0	5,726	5,726
8500	UNEMPLOYMENT		358	358		358	100.0	358	358
	TOTAL EMPLOYEE BENEFITS	22,866	29,161	29,161	6,372	30,926	106.1	30,926	30,926
TOTAL A1630 APPROPRIATIONS		272,475	330,130	356,550	131,243	371,929	112.7	371,929	371,929
REVENUES:									
2410	RENTAL OF REAL PROPERTY	225,566	227,919	227,919	115,611	237,527	104.2	237,527	237,527
2411	RENTAL OF PROPERTY - MLR	73,477	61,628	61,628	15,407	60,302	97.8	60,302	60,302
2413	RENTAL OF REAL PROPERTY OTHER	11,783	9,430	9,430	5,478	10,923	115.8	10,923	10,923
2680	INSURANCE RECOVERY	3,730							
TOTAL A1630 REVENUES		314,556	298,977	298,977	136,496	308,752	103.3	308,752	308,752
TOTAL COUNTY COST		42,081-	31,153	57,573	5,253-	63,177	202.8	63,177	63,177

SHARED SERVICES DECEMBER 16, 2015 PAGE 45

A1660 - CENTRAL STOREROOM

OBJECT CODE	ACCOUNT NAME	EXPENDED/ REVENUE 2014	ORIGINAL BUDGET 2015	MODIFIED BUDGET 2015	DEC31-YTD EXP./REL. 2015	DEPARTMENT REQUEST 2016	EST TO ORIG % 2016	BUDGET RECOMM. 2016	ADOPTED 2016
APPROPRIATIONS:									
2050	OFFICE MACH, FURNITURE, EQUIP.	4,847	19,000	19,000					
	TOTAL EQUIPMENT	4,847	19,000	19,000					
4061	FINE PAPER	11,915	16,000	16,000	4,412	15,000	93.8	15,000	15,000
4112	CONTRACTUAL EXP/COFFEE SUPPLY	2,725	3,600	3,915	1,370	3,400	94.4	3,400	3,400
4160	CONTRACTUAL EXPENSE/COPIER	7,059	6,000	6,000	1,741	5,500	91.7	5,500	5,500
4161	CONTRACTUAL EXPENSE/POSTAGE	56,100	60,000	60,000	20,207	65,000	108.3	65,000	65,000
4163	CONTRACTUAL EXP/COPIER HEALTH	8,462	8,000	8,000	4,055	8,000	100.0	8,000	8,000
4164	CONTR EXP COPIER ELECTIONS	6,685	4,000	5,276	2,368	4,000	100.0	4,000	4,000
	TOTAL CONTRACTUAL EXPENSES	92,946	97,600	99,191	34,153	100,900	103.4	100,900	100,900
TOTAL A1660 APPROPRIATIONS		97,793	116,600	118,191	34,153	100,900	86.5	100,900	100,900
REVENUES:									
2218	INTERFUND REV COPIER HEALTH	12,737	8,000	8,000	5,808	8,000	100.0	8,000	8,000
2219	INTERFUND REV COPIER/GOV CTR	31,426	30,000	30,000	11,265	30,000	100.0	30,000	30,000
2220	INTERFUND REV POSTAGE	60,698	60,000	60,000	19,830	60,000	100.0	60,000	60,000
2221	INTERFUND REVENUE/COFFEE	517	800	800	108	600	75.0	600	600
2222	INTERFUND REV COPIER ELECTIONS	8,517	12,000	12,000	84	11,000	91.7	11,000	11,000
2701	REFUND OF PRIOR YEARS EXPENSE	359			1,494				
TOTAL A1660 REVENUES		114,254	110,800	110,800	38,589	109,600	98.9	109,600	109,600
TOTAL COUNTY COST		16,461-	5,800	7,391	4,436-	8,700-	150.0-	8,700-	8,700-

A1665 - RECORDS MANAGEMENT

OBJECT CODE	ACCOUNT NAME	EXPENDED/ REVENUE 2014	ORIGINAL BUDGET 2015	MODIFIED BUDGET 2015	DEC31-YTD EXP./REL. 2015	DEPARTMENT REQUEST 2016	EST TO ORIG % 2016	BUDGET RECOMM. 2016	ADOPTED 2016
APPROPRIATIONS:									
1000	PERSONAL SERVICES	49,649	50,643	50,643	22,705	52,170	103.0	52,170	52,170
1950	TEMPORARY SERVICES	25,505	30,000	30,000	10,370	30,000	100.0	30,000	30,000
	TOTAL PERSONAL SERVICES	75,154	80,643	80,643	33,075	82,170	101.9	82,170	82,170
2000	EQUIPMENT	4,488	6,000	6,000	158				
2200	D.P., ELECTRONIC, COMM EQUIP.					15,000		15,000	15,000
	TOTAL EQUIPMENT	4,488	6,000	6,000	158	15,000	250.0	15,000	15,000
4020	TRAVEL, TRAINING, DEVELOPMENT	621	1,500	1,500	400	1,500	100.0	1,500	1,500
4055	TELEPHONE	354	350	350	146	350	100.0	350	350
4060	OFFICE SUPPLIES	665	1,000	1,000	546	1,000	100.0	1,000	1,000
4070	SERVICE CONTRACTS	409	3,600	3,600	219	3,600	100.0	3,600	3,600
4075	DATA PROCESSING CHGS/MAINT	2,115	2,700	2,700		3,151	116.7	3,151	3,151
4080	PROFESSIONAL SERVICES	4,810	3,600	3,600	2,929	5,000	138.9	5,000	5,000
4100	POSTAGE & FREIGHT	36	100	100	14	100	100.0	100	100
4390	MICROFILM	1,765	2,100	2,100	210	2,100	100.0	2,100	2,100
	TOTAL CONTRACTUAL EXPENSES	10,775	14,950	14,950	4,464	16,801	112.4	16,801	16,801
8100	FICA	5,653	6,170	6,170	2,530	6,300	102.1	6,300	6,300
8200	N.Y.S. RETIREMENT	13,442	17,387	17,387		17,387	100.0	17,387	17,387
8300	HEALTH INSURANCE	17,788	19,641	19,641	9,353	19,175	97.6	19,175	19,175
8400	WORKMEN'S COMPENSATION	1,116	1,195	1,195	1,190	1,314	110.0	1,314	1,314
8500	UNEMPLOYMENT		990	990		990	100.0	990	990
	TOTAL EMPLOYEE BENEFITS	37,999	45,383	45,383	13,073	45,166	99.5	45,166	45,166
TOTAL A1665 APPROPRIATIONS		128,416	146,976	146,976	50,770	159,137	108.3	159,137	159,137
REVENUES:									

A1665 - RECORDS MANAGEMENT

OBJECT CODE	ACCOUNT NAME	EXPENDED/ REVENUE 2014	ORIGINAL BUDGET 2015	MODIFIED BUDGET 2015	DEC31-YTD EXP./REL. 2015	DEPARTMENT REQUEST 2016	EST TO ORIG % 2016	BUDGET RECOMM. 2016	ADOPTED 2016
TOTAL A1665 REVENUES									
TOTAL COUNTY COST		128,416	146,976	146,976	50,770	159,137	108.3	159,137	159,137

A1680 - INFORMATION & TECHNOLOGY SERV

OBJECT CODE	ACCOUNT NAME	EXPENDED/ REVENUE 2014	ORIGINAL BUDGET 2015	MODIFIED BUDGET 2015	DEC31-YTD EXP./REL. 2015	DEPARTMENT REQUEST 2016	EST TO ORIG % 2016	BUDGET RECOMM. 2016	ADOPTED 2016
APPROPRIATIONS:									
1000	PERSONAL SERVICES	673,858	740,000	740,000	318,620	800,000	108.1	800,000	800,000
1951	OVERTIME	4,461	5,000	5,000	577	10,000	200.0	10,000	10,000
	TOTAL PERSONAL SERVICES	678,319	745,000	745,000	319,197	810,000	108.7	810,000	810,000
2050	OFFICE MACH, FURNITURE, EQUIP.	56,184	40,000	47,298	10,399	60,000	150.0	60,000	60,000
	TOTAL EQUIPMENT	56,184	40,000	47,298	10,399	60,000	150.0	60,000	60,000
4020	TRAVEL, TRAINING, DEVELOPMENT	4,972	14,000	15,200	871	15,000	107.1	15,000	15,000
4025	CONFERENCES AND SEMINARS	1,000	2,000	2,000		4,000	200.0	4,000	4,000
4055	TELEPHONE	32,161	37,000	37,000	21,646	37,000	100.0	37,000	37,000
4060	OFFICE SUPPLIES	733	6,000	6,166	1,086	6,000	100.0	6,000	6,000
4062	COMPUTER PAPER	4,645	6,000	6,000	2,226	4,500	75.0	4,500	4,500
4063	PRINTER RIBBONS/ACCESSORIES	1,011	6,000	6,000	653	6,000	100.0	6,000	6,000
4070	SERVICE CONTRACTS	177,384	190,000	190,000	128,149	205,000	107.9	205,000	205,000
4076	COPIER DEPT CHARGES	227	500	500	87	500	100.0	500	500
4080	PROFESSIONAL SERVICES	11,550	30,000	37,525	31,193	45,000	150.0	45,000	45,000
4100	POSTAGE & FREIGHT	36	300	300	15	300	100.0	300	300
	TOTAL CONTRACTUAL EXPENSES	233,719	291,800	300,691	185,926	323,300	110.8	323,300	323,300
8100	FICA	50,911	57,000	57,000	23,831	60,000	105.3	60,000	60,000
8200	N.Y.S. RETIREMENT	123,488	141,808	141,808		111,512	78.6	111,512	111,512
8300	HEALTH INSURANCE	99,170	128,000	128,000	55,933	122,000	95.3	122,000	122,000
8311	RETIREE HEALTH INSURANCE		10,000	10,000	1,558	22,000	220.0	22,000	22,000
8313	DEFERRED COMP MATCH	1,387	2,000	2,000	732	3,000	150.0	3,000	3,000
8400	WORKMEN'S COMPENSATION	9,529	10,000	10,000	11,000	12,500	125.0	12,500	12,500
	TOTAL EMPLOYEE BENEFITS	284,485	348,808	348,808	93,054	331,012	94.9	331,012	331,012
TOTAL A1680 APPROPRIATIONS		1,252,707	1,425,608	1,441,797	608,576	1,524,312	106.9	1,524,312	1,524,312

SHARED SERVICES DECEMBER 16, 2015 PAGE 49

A1680 - INFORMATION & TECHNOLOGY SERV

OBJECT CODE	ACCOUNT NAME	EXPENDED/ REVENUE 2014	ORIGINAL BUDGET 2015	MODIFIED BUDGET 2015	DEC31-YTD EXP./REL. 2015	DEPARTMENT REQUEST 2016	EST TO ORIG % 2016	BUDGET RECOMM. 2016	ADOPTED 2016
REVENUES:									
1270	ITS FEES	3,500	3,000	3,000	500	3,000	100.0	3,000	3,000
2802	INTFUND REIM. FOR ITS	1,057,630	1,100,000	1,100,000		1,143,115	103.9	1,143,115	1,143,115
TOTAL A1680 REVENUES		1,061,130	1,103,000	1,103,000	500	1,146,115	103.9	1,146,115	1,146,115
TOTAL COUNTY COST		191,577	322,608	338,797	608,076	378,197	117.2	378,197	378,197
TOTAL SHARED SERVICES		4,833,271	5,461,206	5,729,740	2,083,954	5,831,442	106.8	5,831,442	5,831,442

SPECIAL ITEMS DECEMBER 16, 2015 PAGE 50

A1910 - UNALLOCATED INSURANCE

OBJECT CODE	ACCOUNT NAME	EXPENDED/ REVENUE 2014	ORIGINAL BUDGET 2015	MODIFIED BUDGET 2015	DEC31-YTD EXP./REL. 2015	DEPARTMENT REQUEST 2016	EST TO ORIG % 2016	BUDGET RECOMM. 2016	ADOPTED 2016
APPROPRIATIONS:									
4090	INSURANCE	452,215	485,000	485,000	364,638	508,500	104.8	508,500	508,500
	TOTAL CONTRACTUAL EXPENSES	452,215	485,000	485,000	364,638	508,500	104.8	508,500	508,500
TOTAL A1910 APPROPRIATIONS		452,215	485,000	485,000	364,638	508,500	104.8	508,500	508,500
REVENUES:									
TOTAL A1910 REVENUES									
TOTAL COUNTY COST		452,215	485,000	485,000	364,638	508,500	104.8	508,500	508,500

SPECIAL ITEMS DECEMBER 16, 2015 PAGE 51

A1920 - MUNICIPAL ASSOCIATION DUES

OBJECT CODE	ACCOUNT NAME	EXPENDED/ REVENUE 2014	ORIGINAL BUDGET 2015	MODIFIED BUDGET 2015	DEC31-YTD EXP./REL. 2015	DEPARTMENT REQUEST 2016	EST TO ORIG % 2016	BUDGET RECOMM. 2016	ADOPTED 2016
APPROPRIATIONS:									
4020	TRAVEL, TRAINING, DEVELOPMENT	9,875	10,300	10,300	9,814	10,300	100.0	10,300	10,300
	TOTAL CONTRACTUAL EXPENSES	9,875	10,300	10,300	9,814	10,300	100.0	10,300	10,300
TOTAL A1920 APPROPRIATIONS		9,875	10,300	10,300	9,814	10,300	100.0	10,300	10,300
TOTAL COUNTY COST		9,875	10,300	10,300	9,814	10,300	100.0	10,300	10,300

SPECIAL ITEMS DECEMBER 16, 2015 PAGE 52

A1985 - DISTRIBUTION OF SALES TAX

OBJECT CODE	ACCOUNT NAME	EXPENDED/ REVENUE 2014	ORIGINAL BUDGET 2015	MODIFIED BUDGET 2015	DEC31-YTD EXP./REL. 2015	DEPARTMENT REQUEST 2016	EST TO ORIG % 2016	BUDGET RECOMM. 2016	ADOPTED 2016
APPROPRIATIONS:									
4410	PAYMENTS TO OTHER GOVERNMENTS	1,563,898	1,545,000	1,545,000	344,952	1,565,000	101.3	1,565,000	1,565,000
	TOTAL CONTRACTUAL EXPENSES	1,563,898	1,545,000	1,545,000	344,952	1,565,000	101.3	1,565,000	1,565,000
TOTAL A1985 APPROPRIATIONS		1,563,898	1,545,000	1,545,000	344,952	1,565,000	101.3	1,565,000	1,565,000
REVENUES:									
1110	SALES AND USE TAX	1,563,898	1,545,000	1,545,000	344,952	1,565,000	101.3	1,565,000	1,565,000
TOTAL A1985 REVENUES		1,563,898	1,545,000	1,545,000	344,952	1,565,000	101.3	1,565,000	1,565,000
TOTAL COUNTY COST									

SPECIAL ITEMS DECEMBER 16, 2015 PAGE 53

A1990 - CONTINGENT FUND

OBJECT CODE	ACCOUNT NAME	EXPENDED/ REVENUE 2014	ORIGINAL BUDGET 2015	MODIFIED BUDGET 2015	DEC31-YTD EXP./REL. 2015	DEPARTMENT REQUEST 2016	EST TO ORIG % 2016	BUDGET RECOMM. 2016	ADOPTED 2016
APPROPRIATIONS:									
4000	CONTRACTUAL EXPENSES		410,000	260,000		400,000	97.6	400,000	400,000
	TOTAL CONTRACTUAL EXPENSES		410,000	260,000		400,000	97.6	400,000	400,000
TOTAL A1990 APPROPRIATIONS			410,000	260,000		400,000	97.6	400,000	400,000
TOTAL COUNTY COST			410,000	260,000		400,000	97.6	400,000	400,000
TOTAL SPECIAL ITEMS		2,025,988	2,450,300	2,300,300	719,404	2,483,800	101.4	2,483,800	2,483,800

EDUCATION DECEMBER 16, 2015 PAGE 54

A2490 - COMMUNITY COLLEGE

OBJECT CODE	ACCOUNT NAME	EXPENDED/ REVENUE 2014	ORIGINAL BUDGET 2015	MODIFIED BUDGET 2015	DEC31-YTD EXP./REL. 2015	DEPARTMENT REQUEST 2016	EST TO ORIG % 2016	BUDGET RECOMM. 2016	ADOPTED 2016
APPROPRIATIONS:									
4160	CONTRACTUAL EXPENSE	2,304,299	2,100,000	2,100,000	927,369	2,150,000	102.4	2,150,000	2,150,000
	TOTAL CONTRACTUAL EXPENSES	2,304,299	2,100,000	2,100,000	927,369	2,150,000	102.4	2,150,000	2,150,000
TOTAL A2490 APPROPRIATIONS		2,304,299	2,100,000	2,100,000	927,369	2,150,000	102.4	2,150,000	2,150,000
REVENUES:									
TOTAL A2490 REVENUES									
TOTAL COUNTY COST		2,304,299	2,100,000	2,100,000	927,369	2,150,000	102.4	2,150,000	2,150,000

EDUCATION DECEMBER 16, 2015 PAGE 55

A2910 - EDUCATIONAL TV

OBJECT CODE	ACCOUNT NAME	EXPENDED/ REVENUE 2014	ORIGINAL BUDGET 2015	MODIFIED BUDGET 2015	DEC31-YTD EXP./REL. 2015	DEPARTMENT REQUEST 2016	EST TO ORIG % 2016	BUDGET RECOMM. 2016	ADOPTED 2016
APPROPRIATIONS:									
4160	CONTRACTUAL EXPENSE	2,500	2,500	2,500	2,500				
	TOTAL CONTRACTUAL EXPENSES	2,500	2,500	2,500	2,500				
TOTAL A2910 APPROPRIATIONS		2,500	2,500	2,500	2,500				
TOTAL COUNTY COST		2,500	2,500	2,500	2,500				

A2960 - EDUCATION-HANDICAPPED CHILDREN

OBJECT CODE	ACCOUNT NAME	EXPENDED/ REVENUE 2014	ORIGINAL BUDGET 2015	MODIFIED BUDGET 2015	DEC31-YTD EXP./REL. 2015	DEPARTMENT REQUEST 2016	EST TO ORIG % 2016	BUDGET RECOMM. 2016	ADOPTED 2016
APPROPRIATIONS:									
4470	HANDICAPPED CHILDREN	3,526,979	3,500,000	3,500,000	1,323,902	3,500,000	100.0	3,500,000	3,500,000
	TOTAL CONTRACTUAL EXPENSES	3,526,979	3,500,000	3,500,000	1,323,902	3,500,000	100.0	3,500,000	3,500,000
TOTAL A2960 APPROPRIATIONS		3,526,979	3,500,000	3,500,000	1,323,902	3,500,000	100.0	3,500,000	3,500,000
REVENUES:									
3277	EDUCATION PHC	2,291,598	2,457,350	2,457,350	43,417	2,457,350	100.0	2,457,350	2,457,350
3279	REIMB ADMIN EXP ARC	25,425	30,000	30,000		30,000	100.0	30,000	30,000
4278	MEDICAID/REIMBURSE/TITLE XIX	745,803	200,000	200,000	389,828	350,000	175.0	350,000	350,000
TOTAL A2960 REVENUES		3,062,826	2,687,350	2,687,350	433,245	2,837,350	105.6	2,837,350	2,837,350
TOTAL COUNTY COST		464,153	812,650	812,650	890,657	662,650	81.5	662,650	662,650

EDUCATION DECEMBER 16, 2015 PAGE 57

A2961 - TRANSP.-HANDICAPPED CHILDREN

OBJECT CODE	ACCOUNT NAME	EXPENDED/ REVENUE 2014	ORIGINAL BUDGET 2015	MODIFIED BUDGET 2015	DEC31-YTD EXP./REL. 2015	DEPARTMENT REQUEST 2016	EST TO ORIG % 2016	BUDGET RECOMM. 2016	ADOPTED 2016
APPROPRIATIONS:									
4470	HANDICAPPED CHILDREN	754,006	700,000	700,000	281,580	700,000	100.0	700,000	700,000
	TOTAL CONTRACTUAL EXPENSES	754,006	700,000	700,000	281,580	700,000	100.0	700,000	700,000
TOTAL A2961 APPROPRIATIONS		754,006	700,000	700,000	281,580	700,000	100.0	700,000	700,000
TOTAL COUNTY COST		754,006	700,000	700,000	281,580	700,000	100.0	700,000	700,000

EDUCATION DECEMBER 16, 2015 PAGE 58

A2989 - OTHER EDUCATION-D.A.R.E.

OBJECT CODE	ACCOUNT NAME	EXPENDED/ REVENUE 2014	ORIGINAL BUDGET 2015	MODIFIED BUDGET 2015	DEC31-YTD EXP./REL. 2015	DEPARTMENT REQUEST 2016	EST TO ORIG % 2016	BUDGET RECOMM. 2016	ADOPTED 2016
APPROPRIATIONS:									
2400	LAW ENFORCE./FIRE/SAFETY EQUIP	2,811	4,000	4,000	2,499	4,000	100.0	4,000	4,000
	TOTAL EQUIPMENT	2,811	4,000	4,000	2,499	4,000	100.0	4,000	4,000
TOTAL A2989 APPROPRIATIONS		2,811	4,000	4,000	2,499	4,000	100.0	4,000	4,000
REVENUES:									
2705	GIFTS AND DONATIONS	1,070	600	600	400	600	100.0	600	600
TOTAL A2989 REVENUES		1,070	600	600	400	600	100.0	600	600
TOTAL COUNTY COST		1,741	3,400	3,400	2,099	3,400	100.0	3,400	3,400
TOTAL EDUCATION		6,590,595	6,306,500	6,306,500	2,537,850	6,354,000	100.8	6,354,000	6,354,000

PUBLIC SAFETY DECEMBER 16, 2015

A3020 - E911 TELEPHONE SYSTEM

OBJECT CODE	ACCOUNT NAME	EXPENDED/ REVENUE 2014	ORIGINAL BUDGET 2015	MODIFIED BUDGET 2015	DEC31-YTD EXP./REL. 2015	DEPARTMENT REQUEST 2016	EST TO ORIG % 2016	BUDGET RECOMM. 2016	ADOPTED 2016
APPROPRIATIONS:									
1000	PERSONAL SERVICES	786,260	833,585	833,585	368,237	961,864	115.4	961,864	961,864
1950	TEMPORARY SERVICES	72,499	80,000	80,000	17,541	80,000	100.0	80,000	80,000
1951	OVERTIME	116,940	100,000	100,000	57,040	100,000	100.0	100,000	100,000
	TOTAL PERSONAL SERVICES	975,699	1,013,585	1,013,585	442,818	1,141,864	112.7	1,141,864	1,141,864
2400	LAW ENFORCE./FIRE/SAFETY EQUIP	29,398	50,000	50,000	303	50,000	100.0	50,000	50,000
	TOTAL EQUIPMENT	29,398	50,000	50,000	303	50,000	100.0	50,000	50,000
4020	TRAVEL, TRAINING, DEVELOPMENT	4,194	9,500	9,500	1,466	9,500	100.0	9,500	9,500
4025	CONFERENCES AND SEMINARS	1,095							
4040	BUILDING RENT & REAL PROP	28,033	29,000	29,000	13,920	29,000	100.0	29,000	29,000
4055	TELEPHONE	151,346	170,000	170,000	74,036	170,000	100.0	170,000	170,000
4060	OFFICE SUPPLIES	753	2,500	2,500	665	2,500	100.0	2,500	2,500
4062	COMPUTER PAPER	500							
4063	PRINTER RIBBONS/ACCESSORIES	988							
4070	SERVICE CONTRACTS	12,447	48,000	48,000	17,201	48,000	100.0	48,000	48,000
4075	DATA PROCESSING CHGS/MAINT	53,174	59,213	59,213		63,681	107.5	63,681	63,681
4110	BUILDING REPAIR,SUPPLIES,EXP.	241	12,000	12,000	39	12,000	100.0	12,000	12,000
4140	EQUIPMENT REPAIR SUPPL. & EXP	3,046	25,000	25,000	2,719	25,000	100.0	25,000	25,000
4160	CONTRACTUAL EXPENSE	17,769	18,000	18,000	8,989	18,000	100.0	18,000	18,000
4280	UNIFORM EXPENSE	4,965							
4540	LAW ENFORCEMENT SUPPLIES	32							
	TOTAL CONTRACTUAL EXPENSES	278,583	373,213	373,213	119,035	377,681	101.2	377,681	377,681
8100	FICA	71,859	77,599	77,599	32,372	87,353	112.6	87,353	87,353
8200	N.Y.S. RETIREMENT	184,019	222,334	222,334		168,499	75.8	168,499	168,499
8300	HEALTH INSURANCE	181,711	199,054	199,054	93,181	215,891	108.5	215,891	215,891
8311	RETIREE HEALTH INSURANCE	20,312	42,067	42,067	12,460	23,997	57.0	23,997	23,997

PUBLIC SAFETY DECEMBER 16, 2015 PAGE 60

A3020 - E911 TELEPHONE SYSTEM

OBJECT CODE	ACCOUNT NAME	EXPENDED/ REVENUE 2014	ORIGINAL BUDGET 2015	MODIFIED BUDGET 2015	DEC31-YTD EXP./REL. 2015	DEPARTMENT REQUEST 2016	EST TO ORIG % 2016	BUDGET RECOMM. 2016	ADOPTED 2016
8313	DEFERRED COMP MATCH	2,082	2,000	2,000	1,091	3,060	153.0	3,060	3,060
8400	WORKMEN'S COMPENSATION	13,538	15,297	15,297	14,965	16,167	105.7	16,167	16,167
8500	UNEMPLOYMENT	601			190				
	TOTAL EMPLOYEE BENEFITS	474,122	558,351	558,351	154,259	514,967	92.2	514,967	514,967
TOTAL A3020 APPROPRIATIONS		1,757,802	1,995,149	1,995,149	716,415	2,084,512	104.5	2,084,512	2,084,512
REVENUES:									
1140	EMERGENCY TELEPHONE SURCHARGE	88,501	70,000	70,000	36,439	70,000	100.0	70,000	70,000
1141	EMERGENCY WIRELESS SURCHARGE	134,914	130,000	130,000	55,643	132,000	101.5	132,000	132,000
2610	FINES	2,000			400				
2701	REFUND OF PRIOR YEARS EXPENSE	2,800							
3389	ST AID OTHER PUBLIC SAFETY		170,000	170,000	169,874	170,000	100.0	170,000	170,000
TOTAL A3020 REVENUES		228,215	370,000	370,000	262,356	372,000	100.5	372,000	372,000
TOTAL COUNTY COST		1,529,587	1,625,149	1,625,149	454,059	1,712,512	105.4	1,712,512	1,712,512

PUBLIC SAFETY DECEMBER 16, 2015

A3110 - SHERIFF

OBJECT CODE	ACCOUNT NAME	EXPENDED/ REVENUE 2 0 1 4	ORIGINAL BUDGET 2 0 1 5	MODIFIED BUDGET 2 0 1 5	DEC31-YTD EXP./REL. 2 0 1 5	DEPARTMENT REQUEST 2 0 1 6	EST TO ORIG % 2016	BUDGET RECOMM. 2 0 1 6	ADOPTED 2 0 1 6
APPROPRIATIONS:									
1000	PERSONAL SERVICES	2,536,924	2,714,828	2,714,828	1,192,295	2,972,500	109.5	2,972,500	2,972,500
1950	TEMPORARY SERVICES	238,756	206,000	206,000	103,701	250,000	121.4	250,000	250,000
1951	OVERTIME	279,563	297,000	297,000	120,041	253,000	85.2	253,000	253,000
	TOTAL PERSONAL SERVICES	3,055,243	3,217,828	3,217,828	1,416,037	3,475,500	108.0	3,475,500	3,475,500
2050	OFFICE MACH, FURNITURE, EQUIP.	3,464	7,500	7,500		7,500	100.0	7,500	7,500
2100	AUTOMOTIVE EQUIPMENT	181,949	180,000	180,000		180,000	100.0	180,000	180,000
2200	D.P., ELECTRONIC, COMM EQUIP.	17,873	25,000	25,498	7,957	25,000	100.0	25,000	25,000
2400	LAW ENFORCE./FIRE/SAFETY EQUIP	38,191	50,000	50,350	44,001	50,000	100.0	50,000	50,000
	TOTAL EQUIPMENT	241,477	262,500	263,348	51,958	262,500	100.0	262,500	262,500
4010	CONFIDENTIAL EXP./TASK FORCE	13,673							
4020	TRAVEL, TRAINING, DEVELOPMENT	18,971	28,000	28,111	14,328	28,000	100.0	28,000	28,000
4025	CONFERENCES AND SEMINARS	2,291							
4052	FIRE PROTECTION	183	2,000	2,000		2,000	100.0	2,000	2,000
4060	OFFICE SUPPLIES	4,594	16,500	17,057	3,563	16,500	100.0	16,500	16,500
4061	FINE PAPER	449	450	450		450	100.0	450	450
4062	COMPUTER PAPER	1,521							
4063	PRINTER RIBBONS/ACCESSORIES	2,436							
4070	SERVICE CONTRACTS	13,000	19,000	19,000	11,327	19,000	100.0	19,000	19,000
4075	DATA PROCESSING CHGS/MAINT	207,883	230,025	230,025	120,310	235,000	102.2	235,000	235,000
4080	PROFESSIONAL SERVICES	19,307	15,000	15,000	9,373	15,000	100.0	15,000	15,000
4100	POSTAGE & FREIGHT	9,303	12,000	12,000	3,588	12,000	100.0	12,000	12,000
4110	BUILDING REPAIR,SUPPLIES,EXP.	6,818	15,000	15,663	1,525	15,000	100.0	15,000	15,000
4120	MOTOR EQUIPMENT REPAIR & SUPPL	115,645	130,000	148,949	59,986	30,000	23.1	30,000	30,000
4121	TIRES	26,327	30,000	30,000	12,665				
4124	GASOLINE	266,172	324,000	324,000	73,921	324,000	100.0	324,000	324,000
4140	EQUIPMENT REPAIR SUPPL. & EXP	6,276	10,000	10,000	2,472	10,000	100.0	10,000	10,000

PUBLIC SAFETY DECEMBER 16, 2015

A3110 - SHERIFF

OBJECT CODE	ACCOUNT NAME	EXPENDED/ REVENUE 2 0 1 4	ORIGINAL BUDGET 2 0 1 5	MODIFIED BUDGET 2 0 1 5	DEC31-YTD EXP./REL. 2 0 1 5	DEPARTMENT REQUEST 2 0 1 6	EST TO ORIG % 2016	BUDGET RECOMM. 2 0 1 6	ADOPTED 2 0 1 6
4150	OFFICE EQUIPMENT RENTAL	7,351	9,000	9,000	4,694	9,000	100.0	9,000	9,000
4200	ADVERTISING FEES OR EXPENSE	397	2,000	2,000	27	2,000	100.0	2,000	2,000
4280	UNIFORM EXPENSE	60,181	59,000	61,518	21,858	59,000	100.0	59,000	59,000
4480	BANKING EXPENSES	147	500	500		500	100.0	500	500
4540	LAW ENFORCEMENT SUPPLIES	18,178	60,000	89,002	40,107	60,000	100.0	60,000	60,000
	TOTAL CONTRACTUAL EXPENSES	801,103	962,475	1,014,275	379,744	837,450	87.0	837,450	837,450
8100	FICA	228,184	246,165	246,165	106,061	251,502	102.2	251,502	251,502
8200	N.Y.S. RETIREMENT	629,599	675,246	675,246		600,000	88.9	600,000	600,000
8300	HEALTH INSURANCE	409,631	451,861	451,861	218,915	501,004	110.9	501,004	501,004
8311	RETIREE HEALTH INSURANCE	362,733	393,907	393,907	199,675	458,141	116.3	458,141	458,141
8313	DEFERRED COMP MATCH	7,186	7,500	7,500	3,898	8,000	106.7	8,000	8,000
8400	WORKMEN'S COMPENSATION	44,771	41,159	41,159	47,512	46,547	113.1	46,547	46,547
	TOTAL EMPLOYEE BENEFITS	1,682,104	1,815,838	1,815,838	576,061	1,865,194	102.7	1,865,194	1,865,194
TOTAL A3110 APPROPRIATIONS		5,779,927	6,258,641	6,311,289	2,423,800	6,440,644	102.9	6,440,644	6,440,644
REVENUES:									
1510	SHERIFF FEES	91,429	80,000	80,000	38,973	80,000	100.0	80,000	80,000
1586	CNR REIMBURSEMENT	38,864	36,000	36,000	9,727	37,000	102.8	37,000	37,000
1588	DSS REIMBURSEMENT	106,758	104,000	104,000	25,497	107,821	103.7	107,821	107,821
2626	FORF. CRIME PROC. RESTRICTED	19,190							
2655	MINOR SALES	8,499	3,600	3,600	4,397	8,000	222.2	8,000	8,000
2680	INSURANCE RECOVERY	40,833		18,949	18,949				
2705	GIFTS AND DONATIONS	125		350	350				
3392	CHILD SAFETY RESTRAINT	8,447	8,000	8,000		8,000	100.0	8,000	8,000
4389	FEDERAL - OTHER PUBLIC SAFETY	5,682			4,963				
TOTAL A3110 REVENUES		319,827	231,600	250,899	102,856	240,821	104.0	240,821	240,821

A3110 - SHERIFF

OBJECT CODE	ACCOUNT NAME	EXPENDED/ REVENUE 2014	ORIGINAL BUDGET 2015	MODIFIED BUDGET 2015	DEC31-YTD EXP./REL. 2015	DEPARTMENT REQUEST 2016	EST TO ORIG % 2016	BUDGET RECOMM. 2016	ADOPTED 2016
TOTAL COUNTY COST		5,460,100	6,027,041	6,060,390	2,320,944	6,199,823	102.9	6,199,823	6,199,823

PUBLIC SAFETY DECEMBER 16, 2015

A3111 - COPS SCHOOL RESOURCE OFFICER

OBJECT CODE	ACCOUNT NAME	EXPENDED/ REVENUE 2 0 1 4	ORIGINAL BUDGET 2 0 1 5	MODIFIED BUDGET 2 0 1 5	DEC31-YTD EXP./REL. 2 0 1 5	DEPARTMENT REQUEST 2 0 1 6	EST TO ORIG % 2016	BUDGET RECOMM. 2 0 1 6	ADOPTED 2 0 1 6
APPROPRIATIONS:									
1000	PERSONAL SERVICES	202,857	210,783	210,783	98,593	239,147	113.5	239,147	239,147
1950	TEMPORARY SERVICES	11,807	8,000	8,000	10,907	8,000	100.0	8,000	8,000
1951	OVERTIME	12,681	11,000	11,000	5,033	14,000	127.3	14,000	14,000
	TOTAL PERSONAL SERVICES	227,345	229,783	229,783	114,533	261,147	113.6	261,147	261,147
4280	UNIFORM EXPENSE	147							
4410	PAYMENTS TO OTHER GOVERNMENTS	49,781	52,270	52,270	13,067	54,884	105.0	54,884	54,884
	TOTAL CONTRACTUAL EXPENSES	49,928	52,270	52,270	13,067	54,884	105.0	54,884	54,884
8100	FICA	17,200	15,285	15,285	8,727	19,978	130.7	19,978	19,978
8200	N.Y.S. RETIREMENT	51,064	43,118	43,118		43,520	100.9	43,520	43,520
8300	HEALTH INSURANCE	22,362	22,223	22,223	12,089	23,778	107.0	23,778	23,778
8313	DEFERRED COMP MATCH	226			530				
8400	WORKMEN'S COMPENSATION	3,605	4,390	4,390	3,392	3,697	84.2	3,697	3,697
	TOTAL EMPLOYEE BENEFITS	94,457	85,016	85,016	24,738	90,973	107.0	90,973	90,973
TOTAL A3111 APPROPRIATIONS		371,730	367,069	367,069	152,338	407,004	110.9	407,004	407,004
REVENUES:									
1587	PAYMENTS FROM TOWN & SCHOOLS	213,375	204,000	204,000	149,166	242,834	119.0	242,834	242,834
4389	FEDERAL - OTHER PUBLIC SA					41,666		41,666	41,666
TOTAL A3111 REVENUES		213,375	204,000	204,000	149,166	284,500	139.5	284,500	284,500
TOTAL COUNTY COST		158,355	163,069	163,069	3,172	122,504	75.1	122,504	122,504

PUBLIC SAFETY DECEMBER 16, 2015

A3112 - STOP DWI

OBJECT CODE	ACCOUNT NAME	EXPENDED/ REVENUE 2 0 1 4	ORIGINAL BUDGET 2 0 1 5	MODIFIED BUDGET 2 0 1 5	DEC31-YTD EXP./REL. 2 0 1 5	DEPARTMENT REQUEST 2 0 1 6	EST TO ORIG % 2016	BUDGET RECOMM. 2 0 1 6	ADOPTED 2 0 1 6
APPROPRIATIONS:									
1000	PERSONAL SERVICES	198,878	218,706	218,706	98,969	229,164	104.8	229,164	229,164
1951	OVERTIME	28,931	25,000	31,000	14,699	25,000	100.0	25,000	25,000
	TOTAL PERSONAL SERVICES	227,809	243,706	249,706	113,668	254,164	104.3	254,164	254,164
2400	LAW ENFORCE./FIRE/SAFETY EQUIP	12,510	15,000	15,000		15,000	100.0	15,000	15,000
	TOTAL EQUIPMENT	12,510	15,000	15,000		15,000	100.0	15,000	15,000
4025	CONFERENCES AND SEMINARS	953	1,500	1,500	774	1,500	100.0	1,500	1,500
4060	OFFICE SUPPLIES	100	350	350	78	350	100.0	350	350
4061	FINE PAPER	186	200	200		200	100.0	200	200
4062	COMPUTER PAPER	47							
4063	PRINTER RIBBONS/ACCESSORIES	85							
4080	PROFESSIONAL SERVICES	96,455	75,000	109,500	39,091	75,000	100.0	75,000	75,000
4120	MOTOR EQUIPMENT REPAIR & SUPPL	8,341	7,500	7,500	3,511				
4540	LAW ENFORCEMENT SUPPLIES	4,057	2,500	2,500	418	2,500	100.0	2,500	2,500
	TOTAL CONTRACTUAL EXPENSES	110,224	87,050	121,550	43,872	79,550	91.4	79,550	79,550
8100	FICA	16,441	18,643	18,643	8,191	19,444	104.3	19,444	19,444
8200	N.Y.S. RETIREMENT	49,566	40,441	40,441		40,693	100.6	40,693	40,693
8300	HEALTH INSURANCE	36,225	41,791	41,791	19,902	44,717	107.0	44,717	44,717
8400	WORKMEN'S COMPENSATION	3,559	3,470	3,470	3,598	3,599	103.7	3,599	3,599
	TOTAL EMPLOYEE BENEFITS	105,791	104,345	104,345	31,691	108,453	103.9	108,453	108,453
TOTAL A3112 APPROPRIATIONS		456,334	450,101	490,601	189,231	457,167	101.6	457,167	457,167
REVENUES:									
1510	SHERIFF FEES	1,680	1,680	1,680	900	1,700	101.2	1,700	1,700

PUBLIC SAFETY DECEMBER 16, 2015 PAGE 66

A3112 - STOP DWI

OBJECT CODE	ACCOUNT NAME	EXPENDED/ REVENUE 2014	ORIGINAL BUDGET 2015	MODIFIED BUDGET 2015	DEC31-YTD EXP./REL. 2015	DEPARTMENT REQUEST 2016	EST TO ORIG % 2016	BUDGET RECOMM. 2016	ADOPTED 2016
2615	STOP DWI FINES - STATE	95,788	116,000	116,000	54,087	100,000	86.2	100,000	100,000
2616	STOP DWI FINES COUNTY COURT	54,364	69,000	69,000	30,884	55,000	79.7	55,000	55,000
3389	ST AID OTHER PUBLIC SAFETY	34,051		40,500	24,757				
TOTAL A3112 REVENUES		185,883	186,680	227,180	110,628	156,700	83.9	156,700	156,700
TOTAL COUNTY COST		270,451	263,421	263,421	78,603	300,467	114.1	300,467	300,467

A3113 - SHERIFFS MARINE PATROL

OBJECT CODE	ACCOUNT NAME	EXPENDED/ REVENUE 2014	ORIGINAL BUDGET 2015	MODIFIED BUDGET 2015	DEC31-YTD EXP./REL. 2015	DEPARTMENT REQUEST 2016	EST TO ORIG % 2016	BUDGET RECOMM. 2016	ADOPTED 2016
APPROPRIATIONS:									
1000	PERSONAL SERVICES	8				60,000		60,000	60,000
1950	TEMPORARY SERVICES	61,216	60,000	60,000	17,255				
1951	OVERTIME	1,198							
	TOTAL PERSONAL SERVICES	62,422	60,000	60,000	17,255	60,000	100.0	60,000	60,000
2400	LAW ENFORCE./FIRE/SAFETY EQUIP	4,181	6,000	6,000		6,000	100.0	6,000	6,000
	TOTAL EQUIPMENT	4,181	6,000	6,000		6,000	100.0	6,000	6,000
4025	CONFERENCES AND SEMINARS		1,000	1,000		1,000	100.0	1,000	1,000
4060	OFFICE SUPPLIES	95	200	200		200	100.0	200	200
4120	MOTOR EQUIPMENT REPAIR & SUPPL	6,154	9,000	9,000	435	9,000	100.0	9,000	9,000
4124	GASOLINE	8,655	10,000	10,000	2,774	10,000	100.0	10,000	10,000
4140	EQUIPMENT REPAIR SUPPL. &	8,934	2,000	2,000	132	2,000	100.0	2,000	2,000
4540	LAW ENFORCEMENT SUPPLIES	1,860	2,000	2,000	547	2,000	100.0	2,000	2,000
	TOTAL CONTRACTUAL EXPENSES	25,698	24,200	24,200	3,888	24,200	100.0	24,200	24,200
8100	FICA	4,773	4,590	4,590	1,320	4,590	100.0	4,590	4,590
8311	RETIREE HEALTH INSURANCE					849		849	849
	TOTAL EMPLOYEE BENEFITS	4,773	4,590	4,590	1,320	5,439	118.5	5,439	5,439
TOTAL A3113 APPROPRIATIONS		97,074	94,790	94,790	22,463	95,639	100.9	95,639	95,639
REVENUES:									
3389	ST AID OTHER PUBLIC SAFETY	46,962	47,395	47,395		47,820	100.9	47,820	47,820
TOTAL A3113 REVENUES		46,962	47,395	47,395		47,820	100.9	47,820	47,820

PUBLIC SAFETY DECEMBER 16, 2015

A3113 - SHERIFFS MARINE PATROL

OBJECT CODE	ACCOUNT NAME	EXPENDED/ REVENUE 2014	ORIGINAL BUDGET 2015	MODIFIED BUDGET 2015	DEC31-YTD EXP./REL. 2015	DEPARTMENT REQUEST 2016	EST TO ORIG % 2016	BUDGET RECOMM. 2016	ADOPTED 2016
TOTAL COUNTY COST		50,112	47,395	47,395	22,463	47,819	100.9	47,819	47,819

PUBLIC SAFETY DECEMBER 16, 2015

A3116 - COURT SECURITY

OBJECT CODE	ACCOUNT NAME	EXPENDED/ REVENUE 2 0 1 4	ORIGINAL BUDGET 2 0 1 5	MODIFIED BUDGET 2 0 1 5	DEC31-YTD EXP./REL. 2 0 1 5	DEPARTMENT REQUEST 2 0 1 6	EST TO ORIG % 2016	BUDGET RECOMM. 2 0 1 6	ADOPTED 2 0 1 6
APPROPRIATIONS:									
1000	PERSONAL SERVICES	316,284	328,302	328,302	147,046	359,945	109.6	359,945	359,945
1950	TEMPORARY SERVICES	25,863	50,000	50,000	11,511	25,000	50.0	25,000	25,000
1951	OVERTIME	6,727	10,000	10,000	2,401	10,000	100.0	10,000	10,000
	TOTAL PERSONAL SERVICES	348,874	388,302	388,302	160,958	394,945	101.7	394,945	394,945
2400	LAW ENFORCE./FIRE/SAFETY EQUIP	1,806	2,000	2,000	2,000	2,000	100.0	2,000	2,000
	TOTAL EQUIPMENT	1,806	2,000	2,000	2,000	2,000	100.0	2,000	2,000
4020	TRAVEL, TRAINING, DEVELOPMENT		1,000	1,000	339	1,000	100.0	1,000	1,000
4060	OFFICE SUPPLIES	110	300	300	89	300	100.0	300	300
	TOTAL CONTRACTUAL EXPENSES	110	1,300	1,300	428	1,300	100.0	1,300	1,300
8100	FICA	26,391	29,705	29,705	12,194	30,213	101.7	30,213	30,213
8200	N.Y.S. RETIREMENT	70,856	95,043	95,043		62,573	65.8	62,573	62,573
8300	HEALTH INSURANCE	75,156	78,494	78,494	39,517	83,988	107.0	83,988	83,988
8311	RETIREE HEALTH INSURANCE	20,312	22,427	22,427	10,680	23,997	107.0	23,997	23,997
8400	WORKMEN'S COMPENSATION	5,349	6,120	6,120	5,733	5,592	91.4	5,592	5,592
	TOTAL EMPLOYEE BENEFITS	198,064	231,789	231,789	68,124	206,363	89.0	206,363	206,363
TOTAL A3116 APPROPRIATIONS		548,854	623,391	623,391	231,510	604,608	97.0	604,608	604,608
REVENUES:									
3330	SECURITY COSTS, COURT REFORM	520,038	544,526	544,526	135,736	553,535	101.7	553,535	553,535
TOTAL A3116 REVENUES		520,038	544,526	544,526	135,736	553,535	101.7	553,535	553,535

PUBLIC SAFETY DECEMBER 16, 2015 PAGE 70

A3116 - COURT SECURITY

OBJECT CODE	ACCOUNT NAME	EXPENDED/ REVENUE 2014	ORIGINAL BUDGET 2015	MODIFIED BUDGET 2015	DEC31-YTD EXP./REL. 2015	DEPARTMENT REQUEST 2016	EST TO ORIG % 2016	BUDGET RECOMM. 2016	ADOPTED 2016
TOTAL COUNTY COST		28,816	78,865	78,865	95,774	51,073	64.8	51,073	51,073

A3118 - STEP GRANT

OBJECT CODE	ACCOUNT NAME	EXPENDED/ REVENUE 2014	ORIGINAL BUDGET 2015	MODIFIED BUDGET 2015	DEC31-YTD EXP./REL. 2015	DEPARTMENT REQUEST 2016	EST TO ORIG % 2016	BUDGET RECOMM. 2016	ADOPTED 2016
APPROPRIATIONS:									
1000	PERSONAL SERVICES	1,268			97				
1950	TEMPORARY SERVICES	47							
1951	OVERTIME	24,146	25,000	25,000	10,672	25,400	101.6	25,400	25,400
	TOTAL PERSONAL SERVICES	25,461	25,000	25,000	10,769	25,400	101.6	25,400	25,400
8100	FICA	1,686	1,913	1,913	805	1,943	101.6	1,943	1,943
8400	WORKMEN'S COMPENSATION	350	368	368	369	360	97.8	360	360
	TOTAL EMPLOYEE BENEFITS	2,036	2,281	2,281	1,174	2,303	101.0	2,303	2,303
TOTAL A3118 APPROPRIATIONS		27,497	27,281	27,281	11,943	27,703	101.5	27,703	27,703
REVENUES:									
3389	ST AID OTHER PUBLIC SAFETY	25,462	25,000	25,000	3,961	25,400	101.6	25,400	25,400
TOTAL A3118 REVENUES		25,462	25,000	25,000	3,961	25,400	101.6	25,400	25,400
TOTAL COUNTY COST		2,035	2,281	2,281	7,982	2,303	101.0	2,303	2,303

A3119 - PROJECT LIFESAVER

OBJECT CODE	ACCOUNT NAME	EXPENDED/ REVENUE 2014	ORIGINAL BUDGET 2015	MODIFIED BUDGET 2015	DEC31-YTD EXP./REL. 2015	DEPARTMENT REQUEST 2016	EST TO ORIG % 2016	BUDGET RECOMM. 2016	ADOPTED 2016
APPROPRIATIONS:									
2400	LAW ENFORCE./FIRE/SAFETY EQUIP	2,938	3,000	3,000	439	3,000	100.0	3,000	3,000
	TOTAL EQUIPMENT	2,938	3,000	3,000	439	3,000	100.0	3,000	3,000
TOTAL A3119 APPROPRIATIONS		2,938	3,000	3,000	439	3,000	100.0	3,000	3,000
REVENUES:									
2705	GIFTS AND DONATIONS	650	600	600	400	600	100.0	600	600
TOTAL A3119 REVENUES		650	600	600	400	600	100.0	600	600
TOTAL COUNTY COST		2,288	2,400	2,400	39	2,400	100.0	2,400	2,400

PUBLIC SAFETY DECEMBER 16, 2015

A3120 - SLETPP HOMELAND SECURITY

OBJECT CODE	ACCOUNT NAME	EXPENDED/ REVENUE 2014	ORIGINAL BUDGET 2015	MODIFIED BUDGET 2015	DEC31-YTD EXP./REL. 2015	DEPARTMENT REQUEST 2016	EST TO ORIG % 2016	BUDGET RECOMM. 2016	ADOPTED 2016
APPROPRIATIONS:									
	TOTAL EQUIPMENT								
TOTAL A3120 APPROPRIATIONS									
REVENUES:									
TOTAL A3120 REVENUES									
TOTAL COUNTY COST									

PUBLIC SAFETY DECEMBER 16, 2015 PAGE 74

A3122 - SLETPP HOMELAND SECURITY FY 11

OBJECT CODE	ACCOUNT NAME	EXPENDED/ REVENUE 2014	ORIGINAL BUDGET 2015	MODIFIED BUDGET 2015	DEC31-YTD EXP./REL. 2015	DEPARTMENT REQUEST 2016	EST TO ORIG % 2016	BUDGET RECOMM. 2016	ADOPTED 2016
APPROPRIATIONS:									
	TOTAL EQUIPMENT								
TOTAL A3122 APPROPRIATIONS									
REVENUES:									
TOTAL A3122 REVENUES									
TOTAL COUNTY COST									

PUBLIC SAFETY DECEMBER 16, 2015 PAGE 75

A3123 - SLETPP HOMELAND SECURITY FY 12

OBJECT CODE	ACCOUNT NAME	EXPENDED/ REVENUE 2014	ORIGINAL BUDGET 2015	MODIFIED BUDGET 2015	DEC31-YTD EXP./REL. 2015	DEPARTMENT REQUEST 2016	EST TO ORIG % 2016	BUDGET RECOMM. 2016	ADOPTED 2016
APPROPRIATIONS:									
2400	LAW ENFORCE./FIRE/SAFETY EQUIP	38,000							
	TOTAL EQUIPMENT	38,000							
TOTAL A3123 APPROPRIATIONS		38,000							
REVENUES:									
4395	HOMELAND DEFENSE GRANT	38,000							
TOTAL A3123 REVENUES		38,000							
TOTAL COUNTY COST									

PUBLIC SAFETY DECEMBER 16, 2015 PAGE 76

A3124 - SLETPP HOMELAND SECURITY FY 13

OBJECT CODE	ACCOUNT NAME	EXPENDED/ REVENUE 2014	ORIGINAL BUDGET 2015	MODIFIED BUDGET 2015	DEC31-YTD EXP./REL. 2015	DEPARTMENT REQUEST 2016	EST TO ORIG % 2016	BUDGET RECOMM. 2016	ADOPTED 2016
APPROPRIATIONS:									
2100	AUTOMOTIVE EQUIPMENT	34,952							
	TOTAL EQUIPMENT	34,952							
TOTAL A3124 APPROPRIATIONS		34,952							
REVENUES:									
4395	HOMELAND DEFENSE GRANT	34,952							
TOTAL A3124 REVENUES		34,952							
TOTAL COUNTY COST									

A3125 - SLETPP HOMELAND SECURITY FY 14

OBJECT CODE	ACCOUNT NAME	EXPENDED/ REVENUE 2014	ORIGINAL BUDGET 2015	MODIFIED BUDGET 2015	DEC31-YTD EXP./REL. 2015	DEPARTMENT REQUEST 2016	EST TO ORIG % 2016	BUDGET RECOMM. 2016	ADOPTED 2016
APPROPRIATIONS:									
2400	LAW ENFORCE./FIRE/SAFETY EQUIP			37,500					
	TOTAL EQUIPMENT			37,500					
TOTAL A3125 APPROPRIATIONS				37,500					
REVENUES:									
4395	HOMELAND DEFENSE GRANT			37,500					
TOTAL A3125 REVENUES				37,500					
TOTAL COUNTY COST									

A3126 - DCJS - LEGISLATIVE GRANT

OBJECT CODE	ACCOUNT NAME	EXPENDED/ REVENUE 2014	ORIGINAL BUDGET 2015	MODIFIED BUDGET 2015	DEC31-YTD EXP./REL. 2015	DEPARTMENT REQUEST 2016	EST TO ORIG % 2016	BUDGET RECOMM. 2016	ADOPTED 2016
APPROPRIATIONS:									
2400	LAW ENFORCE./FIRE/SAFETY EQUIP			10,000					
	TOTAL EQUIPMENT			10,000					
TOTAL A3126 APPROPRIATIONS				10,000					
REVENUES:									
3389	ST AID OTHER PUBLIC SAFETY			10,000					
TOTAL A3126 REVENUES				10,000					
TOTAL COUNTY COST									

PUBLIC SAFETY DECEMBER 16, 2015

A3127 - SHERIFF ASSET FORFEITURE

OBJECT CODE	ACCOUNT NAME	EXPENDED/ REVENUE 2014	ORIGINAL BUDGET 2015	MODIFIED BUDGET 2015	DEC31-YTD EXP./REL. 2015	DEPARTMENT REQUEST 2016	EST TO ORIG % 2016	BUDGET RECOMM. 2016	ADOPTED 2016
APPROPRIATIONS:									
4010	CONFIDENTIAL EXP./TASK FORCE	900							
	TOTAL CONTRACTUAL EXPENSES	900							
TOTAL A3127 APPROPRIATIONS		900							
REVENUES:									
3389	ST AID OTHER PUBLIC SAFETY	8,802							
4389	FEDERAL - OTHER PUBLIC SAFETY	62,000			19,600				
TOTAL A3127 REVENUES		70,802			19,600				
TOTAL COUNTY COST		69,902-			19,600-				

A3140 - PROBATION

OBJECT CODE	ACCOUNT NAME	EXPENDED/ REVENUE 2 0 1 4	ORIGINAL BUDGET 2 0 1 5	MODIFIED BUDGET 2 0 1 5	DEC31-YTD EXP./REL. 2 0 1 5	DEPARTMENT REQUEST 2 0 1 6	EST TO ORIG % 2016	BUDGET RECOMM. 2 0 1 6	ADOPTED 2 0 1 6
APPROPRIATIONS:									
1000	PERSONAL SERVICES	698,991	717,338	717,338	325,156	750,863	104.7	750,863	750,863
1950	TEMPORARY SERVICES		11,873	11,873					
1951	OVERTIME	16,571	15,000	15,000	3,537	15,000	100.0	15,000	15,000
	TOTAL PERSONAL SERVICES	715,562	744,211	744,211	328,693	765,863	102.9	765,863	765,863
2050	OFFICE MACH, FURNITURE, EQUIP.	8,833	3,000	3,000		3,000	100.0	3,000	3,000
2100	AUTOMOTIVE EQUIPMENT		26,110	26,110		27,000	103.4	27,000	27,000
2200	D.P., ELECTRONIC, COMM EQUIP.	18,268	7,885	7,885		51,081	647.8	51,081	51,081
2400	LAW ENFORCE./FIRE/SAFETY EQUIP	2,094	12,000	12,000		16,900	140.8	16,900	16,900
	TOTAL EQUIPMENT	29,195	48,995	48,995		97,981	200.0	97,981	97,981
4010	CONFIDENTIAL EXPENSE	2,759	3,500	11,000	1,169	11,000	314.3	11,000	11,000
4020	TRAVEL, TRAINING, DEVELOPMENT	3,476	4,000	4,000	1,511	4,000	100.0	4,000	4,000
4025	CONFERENCES AND SEMINARS	633	1,000	1,000	520	1,000	100.0	1,000	1,000
4055	TELEPHONE	8,840	8,500	8,500	3,263	8,500	100.0	8,500	8,500
4060	OFFICE SUPPLIES	3,450	3,000	3,000	1,181	3,000	100.0	3,000	3,000
4075	DATA PROCESSING CHGS/MAINT	10,721	15,487	15,487		16,533	106.8	16,533	16,533
4076	COPIER DEPT CHARGES	1,266	2,250	2,250	391	2,250	100.0	2,250	2,250
4080	PROFESSIONAL SERVICES	3,670	4,970	4,970	2,805	5,500	110.7	5,500	5,500
4100	POSTAGE & FREIGHT	2,322	2,500	2,500	869	2,500	100.0	2,500	2,500
4121	TIRES	316	500	500					
4124	GASOLINE	2,403	3,500	3,500	489	3,500	100.0	3,500	3,500
4127	OUTSIDE REPAIRS	3,124	5,000	5,000	1,508				
4200	ADVERTISING FEES OR EXPENSE		200	200		200	100.0	200	200
4550	LAW ENFORCEMENT EQUIP. RENTAL	29,303	58,000	58,000	15,406	58,000	100.0	58,000	58,000
	TOTAL CONTRACTUAL EXPENSES	72,283	112,407	119,907	29,112	115,983	103.2	115,983	115,983
8100	FICA	52,615	56,023	56,023	24,106	58,588	104.6	58,588	58,588

PUBLIC SAFETY DECEMBER 16, 2015 PAGE 81

A3140 - PROBATION

OBJECT CODE	ACCOUNT NAME	EXPENDED/ REVENUE 2 0 1 4	ORIGINAL BUDGET 2 0 1 5	MODIFIED BUDGET 2 0 1 5	DEC31-YTD EXP./REL. 2 0 1 5	DEPARTMENT REQUEST 2 0 1 6	EST TO ORIG % 2016	BUDGET RECOMM. 2 0 1 6	ADOPTED 2 0 1 6
8200	N.Y.S. RETIREMENT	122,344	139,359	139,359		115,318	82.7	115,318	115,318
8300	HEALTH INSURANCE	156,381	179,828	179,828	85,782	193,849	107.8	193,849	193,849
8311	RETIREE HEALTH INSURANCE	36,255	40,017	40,017	19,621	44,199	110.5	44,199	44,199
8313	DEFERRED COMP MATCH	3,541	3,256	3,256	2,783	5,566	170.9	5,566	5,566
8400	WORKMEN'S COMPENSATION	9,857	10,651	10,651	10,988	11,716	110.0	11,716	11,716
8500	UNEMPLOYMENT		1,130	1,130		1,130	100.0	1,130	1,130
	TOTAL EMPLOYEE BENEFITS	380,993	430,264	430,264	143,280	430,366	100.0	430,366	430,366
TOTAL A3140 APPROPRIATIONS		1,198,033	1,335,877	1,343,377	501,085	1,410,193	105.6	1,410,193	1,410,193
REVENUES:									
1512	PROBATION FEES	43,666	39,490	39,490	30,402	39,490	100.0	39,490	39,490
1513	PROBATION DESIGNATED SURCHARGE	2,637	2,000	2,000	1,822	2,000	100.0	2,000	2,000
2610	FINES	1,320			265				
3089	STATE AID-OTHER		7,500	15,000		7,500	100.0	7,500	7,500
3310	PROBATION	173,162	173,162	173,162		173,162	100.0	173,162	173,162
3311	IGNITION INTERLOCK	16,900	18,300	18,300	6,210	19,305	105.5	19,305	19,305
TOTAL A3140 REVENUES		237,685	240,452	247,952	38,699	241,457	100.4	241,457	241,457
TOTAL COUNTY COST		960,348	1,095,425	1,095,425	462,386	1,168,736	106.7	1,168,736	1,168,736

A3143 - ALTERNATIVES TO INCAR.

OBJECT CODE	ACCOUNT NAME	EXPENDED/ REVENUE 2014	ORIGINAL BUDGET 2015	MODIFIED BUDGET 2015	DEC31-YTD EXP./REL. 2015	DEPARTMENT REQUEST 2016	EST TO ORIG % 2016	BUDGET RECOMM. 2016	ADOPTED 2016
APPROPRIATIONS:									
1000	PERSONAL SERVICES	109,073	106,000	106,000	46,017	126,317	119.2	126,317	126,317
1950	TEMPORARY SERVICES	3,225	5,000	5,000	1,534	15,000	300.0	15,000	15,000
1951	OVERTIME	14,352	20,000	20,000	4,123	12,000	60.0	12,000	12,000
	TOTAL PERSONAL SERVICES	126,650	131,000	131,000	51,674	153,317	117.0	153,317	153,317
2400	LAW ENFORCE./FIRE/SAFETY EQUIP	9,990	10,000	10,000	6,592	12,000	120.0	12,000	12,000
	TOTAL EQUIPMENT	9,990	10,000	10,000	6,592	12,000	120.0	12,000	12,000
4020	TRAVEL, TRAINING, DEVELOPMENT		500	500		500	100.0	500	500
4060	OFFICE SUPPLIES	2,345	2,500	2,500	1,680				
4122	PARTS & SUPPLIES					4,000		4,000	4,000
4127	OUTSIDE REPAIRS	4,004	15,000	15,000	4,198	15,000	100.0	15,000	15,000
	TOTAL CONTRACTUAL EXPENSES	6,349	18,000	18,000	5,878	19,500	108.3	19,500	19,500
8100	FICA	9,401	10,022	10,022	4,051	11,729	117.0	11,729	11,729
8400	WORKMEN'S COMPENSATION	2,323	1,928	1,928	1,934	2,170	112.6	2,170	2,170
	TOTAL EMPLOYEE BENEFITS	11,724	11,950	11,950	5,985	13,899	116.3	13,899	13,899
TOTAL A3143 APPROPRIATIONS		154,713	170,950	170,950	70,129	198,716	116.2	198,716	198,716
REVENUES:									
1515	FEES-ALTERNATIVES TO INCARCER	3,393			1,260	3,000		3,000	3,000
3389	ST AID OTHER PUBLIC SAFETY	6,553			764	3,000		3,000	3,000
TOTAL A3143 REVENUES		9,946			2,024	6,000		6,000	6,000

PUBLIC SAFETY DECEMBER 16, 2015 PAGE 83

A3143 - ALTERNATIVES TO INCAR.

OBJECT CODE	ACCOUNT NAME	EXPENDED/ REVENUE 2014	ORIGINAL BUDGET 2015	MODIFIED BUDGET 2015	DEC31-YTD EXP./REL. 2015	DEPARTMENT REQUEST 2016	EST TO ORIG % 2016	BUDGET RECOMM. 2016	ADOPTED 2016
TOTAL COUNTY COST		144,767	170,950	170,950	68,105	192,716	112.7	192,716	192,716

PUBLIC SAFETY DECEMBER 16, 2015

A3147 - JUVENILE AID

OBJECT CODE	ACCOUNT NAME	EXPENDED/ REVENUE 2 0 1 4	ORIGINAL BUDGET 2 0 1 5	MODIFIED BUDGET 2 0 1 5	DEC31-YTD EXP./REL. 2 0 1 5	DEPARTMENT REQUEST 2 0 1 6	EST TO ORIG % 2016	BUDGET RECOMM. 2 0 1 6	ADOPTED 2 0 1 6
APPROPRIATIONS:									
1000	PERSONAL SERVICES	184,650	189,900	189,900	83,766	193,861	102.1	193,861	193,861
1951	OVERTIME	20,049	25,000	25,000	9,805	25,000	100.0	25,000	25,000
	TOTAL PERSONAL SERVICES	204,699	214,900	214,900	93,571	218,861	101.8	218,861	218,861
	TOTAL EQUIPMENT								
4025	CONFERENCES AND SEMINARS	572	1,000	1,000	348	1,000	100.0	1,000	1,000
4055	TELEPHONE	745	1,000	1,000	286	1,000	100.0	1,000	1,000
4060	OFFICE SUPPLIES	278	500	500	78	500	100.0	500	500
4063	PRINTER RIBBONS/ACCESSORIES	171							
4075	DATA PROCESSING CHGS/MAINT	815	1,204	1,204		1,230	102.2	1,230	1,230
	TOTAL CONTRACTUAL EXPENSES	2,581	3,704	3,704	712	3,730	100.7	3,730	3,730
8100	FICA	15,089	16,440	16,440	6,884	16,743	101.8	16,743	16,743
8200	N.Y.S. RETIREMENT	47,321	48,948	48,948		42,110	86.0	42,110	42,110
8300	HEALTH INSURANCE	39,909	41,319	41,319	20,083	44,211	107.0	44,211	44,211
8311	RETIREE HEALTH INSURANCE	20,312	22,427	22,427	10,680	23,997	107.0	23,997	23,997
8400	WORKMEN'S COMPENSATION	2,841	2,701	2,701	3,173	3,099	114.7	3,099	3,099
	TOTAL EMPLOYEE BENEFITS	125,472	131,835	131,835	40,820	130,160	98.7	130,160	130,160
TOTAL A3147 APPROPRIATIONS		332,752	350,439	350,439	135,103	352,751	100.7	352,751	352,751
TOTAL COUNTY COST		332,752	350,439	350,439	135,103	352,751	100.7	352,751	352,751

PUBLIC SAFETY DECEMBER 16, 2015

A3150 - JAIL

OBJECT CODE	ACCOUNT NAME	EXPENDED/ REVENUE 2 0 1 4	ORIGINAL BUDGET 2 0 1 5	MODIFIED BUDGET 2 0 1 5	DEC31-YTD EXP./REL. 2 0 1 5	DEPARTMENT REQUEST 2 0 1 6	EST TO ORIG % 2016	BUDGET RECOMM. 2 0 1 6	ADOPTED 2 0 1 6
APPROPRIATIONS:									
1000	PERSONAL SERVICES	2,070,264	2,383,244	2,383,244	1,075,936	2,512,994	105.4	2,512,994	2,512,994
1950	TEMPORARY SERVICES	470,610	400,000	400,000	232,713	530,000	132.5	530,000	530,000
1951	OVERTIME	625,083	271,000	271,000	146,875	325,000	119.9	325,000	325,000
	TOTAL PERSONAL SERVICES	3,165,957	3,054,244	3,054,244	1,455,524	3,367,994	110.3	3,367,994	3,367,994
2050	OFFICE MACH, FURNITURE, EQUIP.	17,202	20,000	20,000	7,430	20,000	100.0	20,000	20,000
2100	AUTOMOTIVE EQUIPMENT	25,000	25,000	25,000		30,000	120.0	30,000	30,000
2350	BUILDING MAINT,TOOLS,MACHINES		5,000	8,479	6,225	5,000	100.0	5,000	5,000
2400	LAW ENFORCE./FIRE/SAFETY EQUIP	9,780	10,000	10,000		10,000	100.0	10,000	10,000
	TOTAL EQUIPMENT	51,982	60,000	63,479	13,655	65,000	108.3	65,000	65,000
4020	TRAVEL, TRAINING, DEVELOPMENT	3,125	8,000	8,050	1,746	10,000	125.0	10,000	10,000
4025	CONFERENCES AND SEMINARS	534							
4051	WATER & SEWER CHARGES	30,125	35,000	35,000	16,081	35,000	100.0	35,000	35,000
4052	FIRE PROTECTION	2,000	2,500	2,500	234	2,500	100.0	2,500	2,500
4053	GAS & HEATING OIL	44,177	56,000	56,000	20,592	56,000	100.0	56,000	56,000
4054	ELECTRICITY	219,427	225,000	225,000	76,414	225,000	100.0	225,000	225,000
4060	OFFICE SUPPLIES	1,057	7,000	7,196	2,109	7,000	100.0	7,000	7,000
4062	COMPUTER PAPER	574							
4063	PRINTER RIBBONS/ACCESSORIES	1,357							
4070	SERVICE CONTRACTS	4,152	4,300	4,300		18,300	425.6	18,300	18,300
4075	DATA PROCESSING CHGS/MAINT	19,829	24,297	24,297		26,136	107.6	26,136	26,136
4080	PROFESSIONAL SERVICES	2,208	10,000	10,000	2,118	10,000	100.0	10,000	10,000
4100	POSTAGE & FREIGHT	5,484	4,500	4,500	1,692	4,500	100.0	4,500	4,500
4110	BUILDING REPAIR,SUPPLIES,EXP.	55,824	87,000	89,923	36,521	87,000	100.0	87,000	87,000
4140	EQUIPMENT REPAIR SUPPL. & EXP	13,224	20,000	20,000	2,996	20,000	100.0	20,000	20,000
4280	UNIFORM EXPENSE	13,261	15,000	15,000	1,252	15,000	100.0	15,000	15,000
4290	BEDDING	305	3,500	3,500		3,500	100.0	3,500	3,500

PUBLIC SAFETY DECEMBER 16, 2015 PAGE 86

A3150 - JAIL

OBJECT CODE	ACCOUNT NAME	EXPENDED/ REVENUE 2 0 1 4	ORIGINAL BUDGET 2 0 1 5	MODIFIED BUDGET 2 0 1 5	DEC31-YTD EXP./REL. 2 0 1 5	DEPARTMENT REQUEST 2 0 1 6	EST TO ORIG % 2016	BUDGET RECOMM. 2 0 1 6	ADOPTED 2 0 1 6
4440	MEDICAL & SAFETY SUPPLIES	254,819	280,000	281,190	89,769	147,000	52.5	147,000	147,000
4450	FOOD	239,492	235,000	240,830	106,149	260,000	110.6	260,000	260,000
4540	LAW ENFORCEMENT SUPPLIES	12,298	30,000	31,100	10,424	30,000	100.0	30,000	30,000
	TOTAL CONTRACTUAL EXPENSES	923,272	1,047,097	1,058,386	368,097	956,936	91.4	956,936	956,936
8100	FICA	231,987	233,650	233,650	105,421	261,327	111.8	261,327	261,327
8200	N.Y.S. RETIREMENT	613,094	608,653	608,653		554,310	91.1	554,310	554,310
8300	HEALTH INSURANCE	561,854	638,651	638,651	297,824	691,326	108.2	691,326	691,326
8311	RETIREE HEALTH INSURANCE	57,743	76,525	76,525	39,621	89,846	117.4	89,846	89,846
8313	DEFERRED COMP MATCH	10,513	17,000	17,000	5,728	17,000	100.0	17,000	17,000
8400	WORKMEN'S COMPENSATION	42,544	44,944	44,944	45,097	46,977	104.5	46,977	46,977
8500	UNEMPLOYMENT	6,099	7,360	7,360	206	7,360	100.0	7,360	7,360
	TOTAL EMPLOYEE BENEFITS	1,523,834	1,626,783	1,626,783	493,897	1,668,146	102.5	1,668,146	1,668,146
TOTAL A3150 APPROPRIATIONS		5,665,045	5,788,124	5,802,892	2,331,173	6,058,076	104.7	6,058,076	6,058,076
REVENUES:									
1511	JAIL	11,084	7,000	7,000	1,138	2,000	28.6	2,000	2,000
1525	BOARDING OF INMATES	267,616	250,000	250,000	90,100	217,175	86.9	217,175	217,175
4387	FEDERAL - INMATE HOUSING	965,300	890,000	890,000	483,900	1,168,000	131.2	1,168,000	1,168,000
4388	FEDERAL - INMATE TRASNPORT	39,487	40,000	40,000	21,947	60,000	150.0	60,000	60,000
TOTAL A3150 REVENUES		1,283,487	1,187,000	1,187,000	597,085	1,447,175	121.9	1,447,175	1,447,175
TOTAL COUNTY COST		4,381,558	4,601,124	4,615,892	1,734,088	4,610,901	100.2	4,610,901	4,610,901

A3151 - PUBLIC SAFETY COMMUNICATIONS

OBJECT CODE	ACCOUNT NAME	EXPENDED/ REVENUE 2014	ORIGINAL BUDGET 2015	MODIFIED BUDGET 2015	DEC31-YTD EXP./REL. 2015	DEPARTMENT REQUEST 2016	EST TO ORIG % 2016	BUDGET RECOMM. 2016	ADOPTED 2016
APPROPRIATIONS:									
	TOTAL PERSONAL SERVICES								
	TOTAL EMPLOYEE BENEFITS								
TOTAL A3151 APPROPRIATIONS									
TOTAL COUNTY COST									

PUBLIC SAFETY DECEMBER 16, 2015

A3160 - PENITENTIARY

OBJECT CODE	ACCOUNT NAME	EXPENDED/ REVENUE 2014	ORIGINAL BUDGET 2015	MODIFIED BUDGET 2015	DEC31-YTD EXP./REL. 2015	DEPARTMENT REQUEST 2016	EST TO ORIG % 2016	BUDGET RECOMM. 2016	ADOPTED 2016
APPROPRIATIONS:									
4410	PAYMENTS TO OTHER GOVERNMENTS		10,000	10,000					
	TOTAL CONTRACTUAL EXPENSES		10,000	10,000					
TOTAL A3160 APPROPRIATIONS			10,000	10,000					
TOTAL COUNTY COST			10,000	10,000					

A3171 - REGIONAL CRIME LAB

OBJECT CODE	ACCOUNT NAME	EXPENDED/ REVENUE 2014	ORIGINAL BUDGET 2015	MODIFIED BUDGET 2015	DEC31-YTD EXP./REL. 2015	DEPARTMENT REQUEST 2016	EST TO ORIG % 2016	BUDGET RECOMM. 2016	ADOPTED 2016
APPROPRIATIONS:									
4160	CONTRACTUAL EXPENSE	40,510	45,000	45,000	40,510	75,000	166.7	75,000	75,000
	TOTAL CONTRACTUAL EXPENSES	40,510	45,000	45,000	40,510	75,000	166.7	75,000	75,000
TOTAL A3171 APPROPRIATIONS		40,510	45,000	45,000	40,510	75,000	166.7	75,000	75,000
TOTAL COUNTY COST		40,510	45,000	45,000	40,510	75,000	166.7	75,000	75,000

PUBLIC SAFETY DECEMBER 16, 2015 PAGE 90

A3310 - TRAFFIC SAFETY

OBJECT CODE	ACCOUNT NAME	EXPENDED/ REVENUE 2014	ORIGINAL BUDGET 2015	MODIFIED BUDGET 2015	DEC31-YTD EXP./REL. 2015	DEPARTMENT REQUEST 2016	EST TO ORIG % 2016	BUDGET RECOMM. 2016	ADOPTED 2016
APPROPRIATIONS:									
1000	PERSONAL SERVICES	493	7,548	7,548		7,548	100.0	7,548	7,548
1950	TEMPORARY SERVICES	7,071			3,450				
	TOTAL PERSONAL SERVICES	7,564	7,548	7,548	3,450	7,548	100.0	7,548	7,548
2200	D.P., ELECTRONIC, COMM EQ		1,000	1,000	948	1,000	100.0	1,000	1,000
	TOTAL EQUIPMENT		1,000	1,000	948	1,000	100.0	1,000	1,000
4020	TRAVEL, TRAINING, DEVELOPMENT	3,584	3,274	3,274	2,092	3,600	110.0	3,600	3,600
4025	CONFERENCES AND SEMINARS	304	1,610	1,610		1,600	99.4	1,600	1,600
4055	TELEPHONE	341	797	797	168	797	100.0	797	797
4060	OFFICE SUPPLIES	441	939	939	259	939	100.0	939	939
4075	DATA PROCESSING CHGS/MAIN	441	476	476		237	49.8	237	237
4080	PROFESSIONAL SERVICES		871	871		871	100.0	871	871
4100	POSTAGE & FREIGHT	68	681	681	22	680	99.9	680	680
4540	LAW ENFORCEMENT SUPPLIES	742	2,510	2,510	75	2,510	100.0	2,510	2,510
	TOTAL CONTRACTUAL EXPENSES	5,921	11,158	11,158	2,616	11,234	100.7	11,234	11,234
8100	FICA	634	577	577	263	577	100.0	577	577
8200	N.Y.S. RETIREMENT	1,513							
	TOTAL EMPLOYEE BENEFITS	2,147	577	577	263	577	100.0	577	577
TOTAL A3310 APPROPRIATIONS		15,632	20,283	20,283	7,277	20,359	100.4	20,359	20,359
TOTAL COUNTY COST		15,632	20,283	20,283	7,277	20,359	100.4	20,359	20,359

PUBLIC SAFETY DECEMBER 16, 2015

A3410 - FIRE BUREAU

OBJECT CODE	ACCOUNT NAME	EXPENDED/ REVENUE 2 0 1 4	ORIGINAL BUDGET 2 0 1 5	MODIFIED BUDGET 2 0 1 5	DEC31-YTD EXP./REL. 2 0 1 5	DEPARTMENT REQUEST 2 0 1 6	EST TO ORIG % 2016	BUDGET RECOMM. 2 0 1 6	ADOPTED 2 0 1 6
APPROPRIATIONS:									
2400	LAW ENFORCE./FIRE/SAFETY EQUIP	14,028	14,500	14,788	1,783	14,000	96.6	14,000	14,000
	TOTAL EQUIPMENT	14,028	14,500	14,788	1,783	14,000	96.6	14,000	14,000
4020	TRAVEL, TRAINING, DEVELOPMENT	5,069	4,500	4,500	2,597	4,500	100.0	4,500	4,500
4025	CONFERENCES AND SEMINARS		1,000	1,000	35	1,000	100.0	1,000	1,000
4110	BUILDING REPAIR,SUPPLIES,EXP.	2,546	4,300	4,300		5,000	116.3	5,000	5,000
4140	EQUIPMENT REPAIR SUPPL. & EXP	1,529	1,200	1,200	409	1,200	100.0	1,200	1,200
4360	SAFETY EXPENSES	25	2,500	2,500	1,014	2,500	100.0	2,500	2,500
	TOTAL CONTRACTUAL EXPENSES	9,169	13,500	13,500	4,055	14,200	105.2	14,200	14,200
TOTAL A3410 APPROPRIATIONS		23,197	28,000	28,288	5,838	28,200	100.7	28,200	28,200
TOTAL COUNTY COST		23,197	28,000	28,288	5,838	28,200	100.7	28,200	28,200

A3411 - ARSON

OBJECT CODE	ACCOUNT NAME	EXPENDED/ REVENUE 2014	ORIGINAL BUDGET 2015	MODIFIED BUDGET 2015	DEC31-YTD EXP./REL. 2015	DEPARTMENT REQUEST 2016	EST TO ORIG % 2016	BUDGET RECOMM. 2016	ADOPTED 2016
APPROPRIATIONS:									
	TOTAL EQUIPMENT								
TOTAL A3411 APPROPRIATIONS									
TOTAL COUNTY COST									

PUBLIC SAFETY DECEMBER 16, 2015 PAGE 93

A3412 - HAZARDOUS MATERIAL

OBJECT CODE	ACCOUNT NAME	EXPENDED/ REVENUE 2014	ORIGINAL BUDGET 2015	MODIFIED BUDGET 2015	DEC31-YTD EXP./REL. 2015	DEPARTMENT REQUEST 2016	EST TO ORIG % 2016	BUDGET RECOMM. 2016	ADOPTED 2016
APPROPRIATIONS:									
2200	D.P., ELECTRONIC, COMM EQUIP.	6,173	10,000	15,406	3,468				
2400	LAW ENFORCE./FIRE/SAFETY EQUIP	883	9,500	15,960	7,508	14,000	147.4	14,000	14,000
	TOTAL EQUIPMENT	7,056	19,500	31,366	10,976	14,000	71.8	14,000	14,000
4025	CONFERENCES AND SEMINARS	556	2,000	2,000	87	2,000	100.0	2,000	2,000
4120	MOTOR EQUIPMENT REPAIR & SUPPL	242	5,300	5,300	423				
4121	TIRES		2,000	2,000	851				
4122	PARTS & SUPPLIES		2,900	2,900					
4125	DIESEL FUEL	737	1,000	1,000	76	1,500	150.0	1,500	1,500
4331	PHYSICALS - COUNTY EMPLOYEES		4,500	4,500	2,850	3,500	77.8	3,500	3,500
	TOTAL CONTRACTUAL EXPENSES	1,535	17,700	17,700	4,287	7,000	39.5	7,000	7,000
TOTAL A3412 APPROPRIATIONS		8,591	37,200	49,066	15,263	21,000	56.5	21,000	21,000
REVENUES:									
3990	HAZARDOUS MATERIAL	28,888	2,961	2,961		2,961	100.0	2,961	2,961
TOTAL A3412 REVENUES		28,888	2,961	2,961		2,961	100.0	2,961	2,961
TOTAL COUNTY COST		20,297-	34,239	46,105	15,263	18,039	52.7	18,039	18,039

PUBLIC SAFETY DECEMBER 16, 2015

A3510 - CONTROL OF DOGS

OBJECT CODE	ACCOUNT NAME	EXPENDED/ REVENUE 2 0 1 4	ORIGINAL BUDGET 2 0 1 5	MODIFIED BUDGET 2 0 1 5	DEC31-YTD EXP./REL. 2 0 1 5	DEPARTMENT REQUEST 2 0 1 6	EST TO ORIG % 2016	BUDGET RECOMM. 2 0 1 6	ADOPTED 2 0 1 6
APPROPRIATIONS:									
1000	PERSONAL SERVICES	89,613	93,710	93,710	38,476	94,645	101.0	94,645	94,645
1950	TEMPORARY SERVICES	14,769	17,146	17,146	7,144	17,799	103.8	17,799	17,799
1951	OVERTIME	3,017	3,000	3,000	1,258	3,000	100.0	3,000	3,000
	TOTAL PERSONAL SERVICES	107,399	113,856	113,856	46,878	115,444	101.4	115,444	115,444
2100	AUTOMOTIVE EQUIPMENT	19,238							
	TOTAL EQUIPMENT	19,238							
4025	CONFERENCES AND SEMINARS	404	200	200	144	250	125.0	250	250
4051	WATER & SEWER CHARGES	1,221	1,300	1,300	689	1,300	100.0	1,300	1,300
4053	GAS & HEATING OIL	1,893	3,500	3,500	1,601	3,500	100.0	3,500	3,500
4054	ELECTRICITY	3,613	4,100	4,100	1,337	4,100	100.0	4,100	4,100
4055	TELEPHONE	2,627	2,800	2,800	905	2,800	100.0	2,800	2,800
4060	OFFICE SUPPLIES	184	400	200	118	400	100.0	400	400
4070	SERVICE CONTRACTS	1,796	2,050	2,050	769	2,050	100.0	2,050	2,050
4075	DATA PROCESSING CHGS/MAINT	889	1,123	1,123		1,212	107.9	1,212	1,212
4080	PROFESSIONAL SERVICES	3,914	4,400	4,400	721	4,400	100.0	4,400	4,400
4090	INSURANCE	1,090	1,619	1,619		1,666	102.9	1,666	1,666
4100	POSTAGE & FREIGHT	521	300	300	213	300	100.0	300	300
4110	BUILDING REPAIR,SUPPLIES,EXP.	2,221	500	500	488	500	100.0	500	500
4120	MOTOR EQUIPMENT REPAIR & SUPPL	2,635	3,000	3,000	327				
4121	TIRES	774	960	960	763				
4124	GASOLINE	5,287	8,000	7,000	841	7,000	87.5	7,000	7,000
4200	ADVERTISING FEES OR EXPENSE	49	100	1,300	1,108	100	100.0	100	100
4280	UNIFORM EXPENSE	274	320	320		320	100.0	320	320
4450	FOOD	457	400	400		400	100.0	400	400
4510	CHEMICALS AND BIOLOGICALS	203	500	500		500	100.0	500	500
	TOTAL CONTRACTUAL EXPENSES	30,052	35,572	35,572	10,024	30,798	86.6	30,798	30,798

PUBLIC SAFETY DECEMBER 16, 2015 PAGE 95

A3510 - CONTROL OF DOGS

OBJECT CODE	ACCOUNT NAME	EXPENDED/ REVENUE 2 0 1 4	ORIGINAL BUDGET 2 0 1 5	MODIFIED BUDGET 2 0 1 5	DEC31-YTD EXP./REL. 2 0 1 5	DEPARTMENT REQUEST 2 0 1 6	EST TO ORIG % 2016	BUDGET RECOMM. 2 0 1 6	ADOPTED 2 0 1 6
8100	FICA	8,570	8,710	8,710	3,877	8,831	101.4	8,831	8,831
8200	N.Y.S. RETIREMENT	19,880	21,976	21,976		17,955	81.7	17,955	17,955
8300	HEALTH INSURANCE	24,179	26,472	26,472	12,749	28,584	108.0	28,584	28,584
8400	WORKMEN'S COMPENSATION	1,551	2,372	2,372	1,681	2,249	94.8	2,249	2,249
	TOTAL EMPLOYEE BENEFITS	54,180	59,530	59,530	18,307	57,619	96.8	57,619	57,619
TOTAL A3510 APPROPRIATIONS		210,869	208,958	208,958	75,209	203,861	97.6	203,861	203,861
REVENUES:									
1550	DOG CONTROL	24,660	24,000	24,000	11,794	24,000	100.0	24,000	24,000
2280	HEALTH SERVICES OTHER GOVTS	20,145	22,380	22,380	3,910	32,550	145.4	32,550	32,550
2705	GIFTS AND DONATIONS	50			80				
TOTAL A3510 REVENUES		44,855	46,380	46,380	15,784	56,550	121.9	56,550	56,550
TOTAL COUNTY COST		166,014	162,578	162,578	59,425	147,311	90.6	147,311	147,311

PUBLIC SAFETY DECEMBER 16, 2015 PAGE 96

A3640 - EMERGENCY MANAGEMENT SERVICES

OBJECT CODE	ACCOUNT NAME	EXPENDED/ REVENUE 2 0 1 4	ORIGINAL BUDGET 2 0 1 5	MODIFIED BUDGET 2 0 1 5	DEC31-YTD EXP./REL. 2 0 1 5	DEPARTMENT REQUEST 2 0 1 6	EST TO ORIG % 2016	BUDGET RECOMM. 2 0 1 6	ADOPTED 2 0 1 6
APPROPRIATIONS:									
1000	PERSONAL SERVICES	110,840	111,663	111,663	50,787	114,675	102.7	114,675	114,675
	TOTAL PERSONAL SERVICES	110,840	111,663	111,663	50,787	114,675	102.7	114,675	114,675
2050	OFFICE MACH, FURNITURE, EQUIP.	38,300		9,746	9,746				
2200	D.P., ELECTRONIC, COMM EQUIP.	412-							
2450	INSTRUCTIONAL, VIDEO EQUIPMENT			11,347	11,347				
	TOTAL EQUIPMENT	37,887		21,093	21,093				
4020	TRAVEL, TRAINING, DEVELOPMENT	954	2,500	2,500	369	2,500	100.0	2,500	2,500
4025	CONFERENCES AND SEMINARS		800	800		800	100.0	800	800
4051	WATER & SEWER CHARGES	843	1,200	1,200	371	1,300	108.3	1,300	1,300
4053	GAS & HEATING OIL	2,333	5,950	5,950	2,580	5,950	100.0	5,950	5,950
4054	ELECTRICITY	15,266	23,000	23,000	4,446	23,000	100.0	23,000	23,000
4055	TELEPHONE	11,022	10,350	10,350	4,647	10,800	104.3	10,800	10,800
4060	OFFICE SUPPLIES	3,082	2,950	2,950	980	2,600	88.1	2,600	2,600
4061	FINE PAPER	95							
4063	PRINTER RIBBONS/ACCESSORIES	132	1,200	1,641	441	1,250	104.2	1,250	1,250
4070	SERVICE CONTRACTS	15,091	23,500	23,500	7,180	23,500	100.0	23,500	23,500
4075	DATA PROCESSING CHGS/MAINT	24,961	31,920	31,920		33,800	105.9	33,800	33,800
4080	PROFESSIONAL SERVICES	58,410			9,475				
4100	POSTAGE & FREIGHT	65	250	250	175	250	100.0	250	250
4110	BUILDING REPAIR,SUPPLIES,EXP.	4,787	6,000	6,000	1,208	6,000	100.0	6,000	6,000
4120	MOTOR EQUIPMENT REPAIR & SUPPL	4,045	1,400	1,400	612				
4121	TIRES	754	1,000	1,000	496				
4122	PARTS & SUPPLIES		1,000	1,000					
4124	GASOLINE	3,764	4,000	4,000	1,138	4,000	100.0	4,000	4,000
4127	OUTSIDE REPAIRS		1,700	1,700					
4140	EQUIPMENT REPAIR SUPPL. & EXP	2,288	3,500	3,500	147	3,500	100.0	3,500	3,500

PUBLIC SAFETY DECEMBER 16, 2015 PAGE 97

A3640 - EMERGENCY MANAGEMENT SERVICES

OBJECT CODE	ACCOUNT NAME	EXPENDED/ REVENUE 2 0 1 4	ORIGINAL BUDGET 2 0 1 5	MODIFIED BUDGET 2 0 1 5	DEC31-YTD EXP./REL. 2 0 1 5	DEPARTMENT REQUEST 2 0 1 6	EST TO ORIG % 2016	BUDGET RECOMM. 2 0 1 6	ADOPTED 2 0 1 6
4200	ADVERTISING FEES OR EXPENSE	81	150	150	90	150	100.0	150	150
4280	UNIFORM EXPENSE	578	3,000	3,548	1,956	3,500	116.7	3,500	3,500
4450	FOOD	2,212	800	800	180	800	100.0	800	800
	TOTAL CONTRACTUAL EXPENSES	150,763	126,170	127,159	36,491	123,700	98.0	123,700	123,700
8100	FICA	8,359	8,542	8,542	3,828	8,772	102.7	8,772	8,772
8200	N.Y.S. RETIREMENT	20,636	22,912	22,912		24,723	107.9	24,723	24,723
8300	HEALTH INSURANCE	26,499	29,258	29,258	13,933	31,305	107.0	31,305	31,305
8400	WORKMEN'S COMPENSATION	1,532	1,501	1,501	1,648	1,651	110.0	1,651	1,651
	TOTAL EMPLOYEE BENEFITS	57,026	62,213	62,213	19,409	66,451	106.8	66,451	66,451
TOTAL A3640 APPROPRIATIONS		356,516	300,046	322,128	127,780	304,826	101.6	304,826	304,826
REVENUES:									
2189	OTHER INCOME		16,261	16,261					
4305	CIVIL DEFENSE	28,888	29,678	29,678		29,605	99.8	29,605	29,605
TOTAL A3640 REVENUES		28,888	45,939	45,939		29,605	64.4	29,605	29,605
TOTAL COUNTY COST		327,628	254,107	276,189	127,780	275,221	108.3	275,221	275,221

A3641 - HOMELAND DEFENSE GRANT

OBJECT CODE	ACCOUNT NAME	EXPENDED/ REVENUE 2014	ORIGINAL BUDGET 2015	MODIFIED BUDGET 2015	DEC31-YTD EXP./REL. 2015	DEPARTMENT REQUEST 2016	EST TO ORIG % 2016	BUDGET RECOMM. 2016	ADOPTED 2016
APPROPRIATIONS:									
	TOTAL CONTRACTUAL EXPENSES								
TOTAL A3641 APPROPRIATIONS									
REVENUES:									
4395	HOMELAND DEFENSE GRANT	170,796							
TOTAL A3641 REVENUES		170,796							
TOTAL COUNTY COST		170,796-							

A3642 - SHSP 09-12

OBJECT CODE	ACCOUNT NAME	EXPENDED/ REVENUE 2014	ORIGINAL BUDGET 2015	MODIFIED BUDGET 2015	DEC31-YTD EXP./REL. 2015	DEPARTMENT REQUEST 2016	EST TO ORIG % 2016	BUDGET RECOMM. 2016	ADOPTED 2016
APPROPRIATIONS:									
	TOTAL EQUIPMENT								
	TOTAL CONTRACTUAL EXPENSES								
TOTAL A3642 APPROPRIATIONS									
REVENUES:									
2701	REFUND OF PRIOR YEARS EXPENSE	38,458-							
TOTAL A3642 REVENUES		38,458-							
TOTAL COUNTY COST		38,458							

PUBLIC SAFETY DECEMBER 16, 2015 PAGE 100

A3645 - SHSP 12-13

OBJECT CODE	ACCOUNT NAME	EXPENDED/ REVENUE 2014	ORIGINAL BUDGET 2015	MODIFIED BUDGET 2015	DEC31-YTD EXP./REL. 2015	DEPARTMENT REQUEST 2016	EST TO ORIG % 2016	BUDGET RECOMM. 2016	ADOPTED 2016
APPROPRIATIONS:									
	TOTAL EQUIPMENT								
	TOTAL CONTRACTUAL EXPENSES								
TOTAL A3645 APPROPRIATIONS									
REVENUES:									
3306	STATE AID HOMELAND SECURITY	350-							
TOTAL A3645 REVENUES		350-							
TOTAL COUNTY COST		350							

PUBLIC SAFETY DECEMBER 16, 2015 PAGE 101

A3646 - SHSP 13-14

OBJECT CODE	ACCOUNT NAME	EXPENDED/ REVENUE 2014	ORIGINAL BUDGET 2015	MODIFIED BUDGET 2015	DEC31-YTD EXP./REL. 2015	DEPARTMENT REQUEST 2016	EST TO ORIG % 2016	BUDGET RECOMM. 2016	ADOPTED 2016
APPROPRIATIONS:									
2200	D.P., ELECTRONIC, COMM EQUIP.	228,640		56,447	59,710				
	TOTAL EQUIPMENT	228,640		56,447	59,710				
TOTAL A3646 APPROPRIATIONS		228,640		56,447	59,710				
REVENUES:									
4395	HOMELAND DEFENSE GRANT	114,000			409				
TOTAL A3646 REVENUES		114,000			409				
TOTAL COUNTY COST		114,640		56,447	59,301				

PUBLIC SAFETY DECEMBER 16, 2015 PAGE 102

A3648 - SICG ROUND 3

OBJECT CODE	ACCOUNT NAME	EXPENDED/ REVENUE 2014	ORIGINAL BUDGET 2015	MODIFIED BUDGET 2015	DEC31-YTD EXP./REL. 2015	DEPARTMENT REQUEST 2016	EST TO ORIG % 2016	BUDGET RECOMM. 2016	ADOPTED 2016
APPROPRIATIONS:									
2200	D.P., ELECTRONIC, COMM EQUIP.			5,349,934		4,941,766		4,941,766	4,941,766
	TOTAL EQUIPMENT			5,349,934		4,941,766		4,941,766	4,941,766
4080	PROFESSIONAL SERVICES	6,919		651,839	175,455	396,779		396,779	396,779
	TOTAL CONTRACTUAL EXPENSES	6,919		651,839	175,455	396,779		396,779	396,779
TOTAL A3648 APPROPRIATIONS		6,919		6,001,773	175,455	5,338,545		5,338,545	5,338,545
REVENUES:									
3395	HOMELAND DEFENSE GRANT	6,919		6,001,773	137,847	5,338,545		5,338,545	5,338,545
TOTAL A3648 REVENUES		6,919		6,001,773	137,847	5,338,545		5,338,545	5,338,545
TOTAL COUNTY COST					37,608				

PUBLIC SAFETY DECEMBER 16, 2015 PAGE 103

A3660 - PLANNING DEPT OF HOMELAND DEF

OBJECT CODE	ACCOUNT NAME	EXPENDED/ REVENUE 2014	ORIGINAL BUDGET 2015	MODIFIED BUDGET 2015	DEC31-YTD EXP./REL. 2015	DEPARTMENT REQUEST 2016	EST TO ORIG % 2016	BUDGET RECOMM. 2016	ADOPTED 2016
APPROPRIATIONS:									
1000	PERSONAL SERVICES			169,874	169,874				
	TOTAL PERSONAL SERVICES			169,874	169,874				
TOTAL A3660 APPROPRIATIONS				169,874	169,874				
REVENUES:									
3395	HOMELAND DEFENSE GRANT			169,874	169,874				
TOTAL A3660 REVENUES				169,874	169,874				
TOTAL COUNTY COST									
TOTAL PUBLIC SAFETY		17,357,425	18,114,299	24,539,545	7,462,545	24,131,804	133.2	24,131,804	24,131,804

HEALTH DECEMBER 16, 2015 PAGE 104

A4010 - DEPARTMENT OF HEALTH

OBJECT CODE	ACCOUNT NAME	EXPENDED/ REVENUE 2014	ORIGINAL BUDGET 2015	MODIFIED BUDGET 2015	DEC31-YTD EXP./REL. 2015	DEPARTMENT REQUEST 2016	EST TO ORIG % 2016	BUDGET RECOMM. 2016	ADOPTED 2016
APPROPRIATIONS:									
1000	PERSONAL SERVICES	1,330,933	1,071,922	1,071,922	459,540	1,059,074	98.8	1,059,074	1,059,074
1950	TEMPORARY SERVICES	92,680	39,700	39,700	15,835	32,453	81.7	32,453	32,453
1951	OVERTIME	16,402	17,525	17,525	14,296	9,800	55.9	9,800	9,800
1952	SCHEDULED OVERTIME	14,553	4,000	4,000	10,919	13,983	349.6	13,983	13,983
	TOTAL PERSONAL SERVICES	1,454,568	1,133,147	1,133,147	500,590	1,115,310	98.4	1,115,310	1,115,310
2050	OFFICE MACH, FURNITURE, EQUIP.	786							
2200	D.P., ELECTRONIC, COMM EQUIP.	12,418		456	455				
	TOTAL EQUIPMENT	13,204		456	455				
4000	CONTRACTUAL EXPENSES				10,888				
4020	TRAVEL, TRAINING, DEVELOPMENT	10,211	8,650	9,049	2,397	9,650	111.6	9,650	9,650
4025	CONFERENCES AND SEMINARS	2,086	5,100	5,100	60	5,092	99.8	5,092	5,092
4040	BUILDING RENT & REAL PROPERTY		1,100	1,100		1,100	100.0	1,100	1,100
4045	MAINTENANCE IN LIEU OF RENT	187,849	161,900	161,900	81,111	162,900	100.6	162,900	162,900
4055	TELEPHONE	16,740	12,424	12,424	2,394	11,350	91.4	11,350	11,350
4060	OFFICE SUPPLIES	9,811	15,738	15,858	2,889	14,942	94.9	14,942	14,942
4070	SERVICE CONTRACTS	24,995	24,300	24,982	8,882	26,300	108.2	26,300	26,300
4075	DATA PROCESSING CHGS/MAINT	110,525	124,557	124,557	14	99,055	79.5	99,055	99,055
4080	PROFESSIONAL SERVICES	629,017	133,316	132,860	57,242	115,416	86.6	115,416	115,416
4090	INSURANCE	26,333	20,727	20,727		20,972	101.2	20,972	20,972
4100	POSTAGE & FREIGHT	4,295	6,850	6,850	1,548	6,428	93.8	6,428	6,428
4200	ADVERTISING FEES OR EXPENSE	3,706	14,010	14,010	3,672	14,204	101.4	14,204	14,204
4210	TUITION REIMBURSEMENT PROGRAM	10,111	1,000	1,000		1,000	100.0	1,000	1,000
4330	MEDICAL EXAMINATIONS		50	50		50	100.0	50	50
4340	MEDICAL TRAVEL	60,690	36,933	36,933	8,116	36,054	97.6	36,054	36,054
4351	TB EXPENSES	702	500	500	201	500	100.0	500	500
4353	STD TESTING	3,495	10,000	10,000	1,235	2,500	25.0	2,500	2,500

HEALTH DECEMBER 16, 2015 PAGE 105

A4010 - DEPARTMENT OF HEALTH

OBJECT CODE	ACCOUNT NAME	EXPENDED/ REVENUE 2 0 1 4	ORIGINAL BUDGET 2 0 1 5	MODIFIED BUDGET 2 0 1 5	DEC31-YTD EXP./REL. 2 0 1 5	DEPARTMENT REQUEST 2 0 1 6	EST TO ORIG % 2016	BUDGET RECOMM. 2 0 1 6	ADOPTED 2 0 1 6
4354	LABORATORY - ENV. HEALTH		300	300		300	100.0	300	300
4411	NYS CASH RECEIPTS ASSESSMENT	5,443	35	35	62				
4440	MEDICAL & SAFETY SUPPLIES	27,092	18,400	18,400	5,394	15,300	83.2	15,300	15,300
4460	INDIRECT COST ALLOCATION	1,500	1,500	1,500		1,500	100.0	1,500	1,500
	TOTAL CONTRACTUAL EXPENSES	1,134,601	597,390	598,135	186,105	544,613	91.2	544,613	544,613
8100	FICA	106,687	86,686	86,686	36,610	85,321	98.4	85,321	85,321
8200	N.Y.S. RETIREMENT	377,084	207,251	207,251		201,435	97.2	201,435	201,435
8300	HEALTH INSURANCE	293,980	242,982	242,982	122,522	243,236	100.1	243,236	243,236
8311	RETIREE HEALTH INSURANCE	50,040	67,082	67,082	30,307	88,598	132.1	88,598	88,598
8313	DEFERRED COMP MATCH	3,748	3,550	3,550	2,365	5,175	145.8	5,175	5,175
8400	WORKMEN'S COMPENSATION	19,436	24,249	24,249	16,731	22,186	91.5	22,186	22,186
8500	UNEMPLOYMENT	2,032	1,000	1,000	946	1,000	100.0	1,000	1,000
	TOTAL EMPLOYEE BENEFITS	853,007	632,800	632,800	209,481	646,951	102.2	646,951	646,951
TOTAL A4010 APPROPRIATIONS		3,455,380	2,363,337	2,364,538	896,631	2,306,874	97.6	2,306,874	2,306,874
REVENUES:									
1601	PUBLIC HEALTH	1,520,417	115,000	115,000	75,220	113,000	98.3	113,000	113,000
2280	HEALTH SERVICES OTHER GOV		42,367	42,367	57,529				
2610	FINES	550			750				
2655	MINOR SALES	1,000,000							
2701	REFUND OF PRIOR YEARS EXPENSE	1,514			37				
3401	HEALTH	973,871	855,745	855,745	345,687	806,136	94.2	806,136	806,136
TOTAL A4010 REVENUES		3,496,352	1,013,112	1,013,112	479,223	919,136	90.7	919,136	919,136
TOTAL COUNTY COST		40,972-	1,350,225	1,351,426	417,408	1,387,738	102.8	1,387,738	1,387,738

HEALTH DECEMBER 16, 2015

A4013 - COUNTY EMERGENCY SERVICE

OBJECT CODE	ACCOUNT NAME	EXPENDED/ REVENUE 2 0 1 4	ORIGINAL BUDGET 2 0 1 5	MODIFIED BUDGET 2 0 1 5	DEC31-YTD EXP./REL. 2 0 1 5	DEPARTMENT REQUEST 2 0 1 6	EST TO ORIG % 2016	BUDGET RECOMM. 2 0 1 6	ADOPTED 2 0 1 6
APPROPRIATIONS:									
1000	PERSONAL SERVICES	56,104	56,151	56,151	27,793	63,860	113.7	63,860	63,860
1950	TEMPORARY SERVICES	11,587	15,000	15,000	4,050				
	TOTAL PERSONAL SERVICES	67,691	71,151	71,151	31,843	63,860	89.8	63,860	63,860
4020	TRAVEL, TRAINING, DEVELOPMENT	976	1,000	1,300	1,157	1,300	130.0	1,300	1,300
4022	TRAINING - PUBLIC HEALTH	53,157	75,000	75,903	16,995	65,000	86.7	65,000	65,000
4023	TRAINING/EMT COURSES		5,000	5,000		5,000	100.0	5,000	5,000
4025	CONFERENCES AND SEMINARS	185	500	500	185	500	100.0	500	500
4051	WATER & SEWER CHARGES	250	300	300		300	100.0	300	300
4053	GAS & HEATING OIL	1,464	1,500	1,500		1,500	100.0	1,500	1,500
4054	ELECTRICITY	4,774	5,000	5,000		5,000	100.0	5,000	5,000
4055	TELEPHONE	1,486	1,650	1,650	577	1,650	100.0	1,650	1,650
4060	OFFICE SUPPLIES	532	600	600	331	600	100.0	600	600
4070	SERVICE CONTRACTS	3,752	3,790	3,790		3,790	100.0	3,790	3,790
4075	DATA PROCESSING CHGS/MAINT	2,689	4,958	4,958		2,791	56.3	2,791	2,791
4080	PROFESSIONAL SERVICES		500	500		20,000	4000.0	20,000	20,000
4090	INSURANCE		430	130		430	100.0	430	430
4100	POSTAGE & FREIGHT	148	250	250	88	250	100.0	250	250
4120	MOTOR EQUIPMENT REPAIR & SUPPL	1,566	2,000	2,000	91				
4121	TIRES	208	900	900					
4124	GASOLINE	1,961	3,000	3,000	469	1,500	50.0	1,500	1,500
4280	UNIFORM EXPENSE	597	1,500	2,315	1,098	1,500	100.0	1,500	1,500
	TOTAL CONTRACTUAL EXPENSES	73,745	107,878	109,596	20,991	111,111	103.0	111,111	111,111
8100	FICA	4,708	5,443	5,443	2,211	4,885	89.7	4,885	4,885
8200	N.Y.S. RETIREMENT	10,224	16,415	16,415		13,768	83.9	13,768	13,768
8300	HEALTH INSURANCE	14,218	15,699	15,699	7,476	16,798	107.0	16,798	16,798
8400	WORKMEN'S COMPENSATION	981	1,721	1,721	1,050	996	57.9	996	996
	TOTAL EMPLOYEE BENEFITS	30,131	39,278	39,278	10,737	36,447	92.8	36,447	36,447
TOTAL A4013 APPROPRIATIONS		171,567	218,307	220,025	63,571	211,418	96.8	211,418	211,418

HEALTH DECEMBER 16, 2015 PAGE 107

A4013 - COUNTY EMERGENCY SERVICE

OBJECT CODE	ACCOUNT NAME	EXPENDED/ REVENUE 2014	ORIGINAL BUDGET 2015	MODIFIED BUDGET 2015	DEC31-YTD EXP./REL. 2015	DEPARTMENT REQUEST 2016	EST TO ORIG % 2016	BUDGET RECOMM. 2016	ADOPTED 2016
REVENUES:									
1601	PUBLIC HEALTH FEES	2,956	5,000	5,000	1,510	5,000	100.0	5,000	5,000
1622	EMERGENCY MEDICAL TRAINING	4,292	10,000	10,000	2,130	5,000	50.0	5,000	5,000
1623	EMT TRAINING		1,000	1,000		1,000	100.0	1,000	1,000
3489	STATE AID, OTHER HEALTH	58,035	73,000	73,000		64,000	87.7	64,000	64,000
TOTAL A4013 REVENUES		65,283	89,000	89,000	3,640	75,000	84.3	75,000	75,000
TOTAL COUNTY COST		106,284	129,307	131,025	59,931	136,418	105.5	136,418	136,418

HEALTH DECEMBER 16, 2015 PAGE 108

A4014 - COUNTY AMBULANCE SERVICE

OBJECT CODE	ACCOUNT NAME	EXPENDED/ REVENUE 2014	ORIGINAL BUDGET 2015	MODIFIED BUDGET 2015	DEC31-YTD EXP./REL. 2015	DEPARTMENT REQUEST 2016	EST TO ORIG % 2016	BUDGET RECOMM. 2016	ADOPTED 2016
APPROPRIATIONS:									
1000	PERSONAL SERVICES	150,963	361,596	361,596	135,475	591,671	163.6	591,671	591,671
1950	TEMPORARY SERVICES	465,750	456,066	456,066	214,938	479,841	105.2	479,841	479,841
1951	OVERTIME	137,244	32,787	32,787	86,269	53,863	164.3	53,863	53,863
	TOTAL PERSONAL SERVICES	753,957	850,449	850,449	436,682	1,125,375	132.3	1,125,375	1,125,375
2050	OFFICE MACH, FURNITURE, E	464	300	300		300	100.0	300	300
2100	AUTOMOTIVE EQUIPMENT	86,504							
2200	D.P., ELECTRONIC, COMM EQUIP.	237	7,400	7,400	676	5,200	70.3	5,200	5,200
2400	LAW ENFORCE./FIRE/SAFETY EQUIP	2,446	3,465	3,465	1,521	11,000	317.5	11,000	11,000
	TOTAL EQUIPMENT	89,651	11,165	11,165	2,197	16,500	147.8	16,500	16,500
4020	TRAVEL, TRAINING, DEVELOPMENT	7,556	4,850	4,850	3,450	5,850	120.6	5,850	5,850
4040	BUILDING RENT & REAL PROP		1,200	1,200					
4051	WATER & SEWER CHARGES	184	150	150		150	100.0	150	150
4053	GAS & HEATING OIL	878	650	650		650	100.0	650	650
4054	ELECTRICITY	2,924	3,500	3,500		3,500	100.0	3,500	3,500
4055	TELEPHONE	7,863	9,420	9,420	3,200	9,840	104.5	9,840	9,840
4060	OFFICE SUPPLIES	800	750	750	685	1,000	133.3	1,000	1,000
4070	SERVICE CONTRACTS	6,426	13,838	13,838	6,941	20,590	148.8	20,590	20,590
4075	DATA PROCESSING CHGS/MAIN	5,893	7,381	7,381		14,524	196.8	14,524	14,524
4080	PROFESSIONAL SERVICES	83,448	72,180	72,180	35,713	117,853	163.3	117,853	117,853
4090	INSURANCE		3,145	3,145		4,250	135.1	4,250	4,250
4100	POSTAGE & FREIGHT	349	400	400	117	400	100.0	400	400
4120	MOTOR EQUIPMENT REPAIR & SUPPL	51,584	28,000	28,000	18,451				
4121	TIRES	7,179	7,650	7,650					
4124	GASOLINE	23,161	24,000	24,000	4,156	18,000	75.0	18,000	18,000
4125	DIESEL FUEL	26,409	36,000	36,000	12,665	30,000	83.3	30,000	30,000
4140	EQUIPMENT REPAIR SUPPL. &	3,227	1,500	1,500	394	2,000	133.3	2,000	2,000

A4014 - COUNTY AMBULANCE SERVICE

OBJECT CODE	ACCOUNT NAME	EXPENDED/ REVENUE 2 0 1 4	ORIGINAL BUDGET 2 0 1 5	MODIFIED BUDGET 2 0 1 5	DEC31-YTD EXP./REL. 2 0 1 5	DEPARTMENT REQUEST 2 0 1 6	EST TO ORIG % 2016	BUDGET RECOMM. 2 0 1 6	ADOPTED 2 0 1 6
4200	ADVERTISING FEES OR EXPENSE	146	500	500	61	500	100.0	500	500
4280	UNIFORM EXPENSE	17,235	18,870	18,943	11,086	25,000	132.5	25,000	25,000
4440	MEDICAL & SAFETY SUPPLIES	67,960	78,195	80,371	52,106	96,249	123.1	96,249	96,249
	TOTAL CONTRACTUAL EXPENSES	313,222	312,179	314,428	149,025	350,356	112.2	350,356	350,356
8100	FICA	56,810	69,879	69,879	32,345	93,741	134.1	93,741	93,741
8200	N.Y.S. RETIREMENT	84,191	90,353	90,353		90,028	99.6	90,028	90,028
8300	HEALTH INSURANCE	17,641	88,000	88,000	35,282	227,952	259.0	227,952	227,952
8400	WORKMEN'S COMPENSATION	11,166	18,846	18,846	12,557	23,430	124.3	23,430	23,430
	TOTAL EMPLOYEE BENEFITS	169,808	267,078	267,078	80,184	435,151	162.9	435,151	435,151
TOTAL A4014 APPROPRIATIONS		1,326,638	1,440,871	1,443,120	668,088	1,927,382	133.8	1,927,382	1,927,382
REVENUES:									
1610	EMERGENCY MEDICAL SERVICES FEE	1,016,475	992,113	992,113	516,895	1,520,271	153.2	1,520,271	1,520,271
2280	HEALTH SERVICES OTHER GOV	4,000	8,000	8,000		8,000	100.0	8,000	8,000
2680	INSURANCE RECOVERY	3,604							
2701	REFUND OF PRIOR YEARS EXPENSE	1,340			65				
2705	GIFTS AND DONATIONS	390			50				
TOTAL A4014 REVENUES		1,025,809	1,000,113	1,000,113	517,010	1,528,271	152.8	1,528,271	1,528,271
TOTAL COUNTY COST		300,829	440,758	443,007	151,078	399,111	90.6	399,111	399,111

HEALTH DECEMBER 16, 2015 PAGE 110

A4015 - COUNTY AMBULANCE SUPPORT

OBJECT CODE	ACCOUNT NAME	EXPENDED/ REVENUE 2014	ORIGINAL BUDGET 2015	MODIFIED BUDGET 2015	DEC31-YTD EXP./REL. 2015	DEPARTMENT REQUEST 2016	EST TO ORIG % 2016	BUDGET RECOMM. 2016	ADOPTED 2016
APPROPRIATIONS:									
	TOTAL PERSONAL SERVICES								
	TOTAL EQUIPMENT								
	TOTAL CONTRACTUAL EXPENSES								
	TOTAL EMPLOYEE BENEFITS								
TOTAL A4015 APPROPRIATIONS									
REVENUES:									
TOTAL A4015 REVENUES									
TOTAL COUNTY COST									

HEALTH DECEMBER 16, 2015 PAGE 111

A4035 - REPRODUCTIVE HEALTH CENTER

OBJECT CODE	ACCOUNT NAME	EXPENDED/ REVENUE 2014	ORIGINAL BUDGET 2015	MODIFIED BUDGET 2015	DEC31-YTD EXP./REL. 2015	DEPARTMENT REQUEST 2016	EST TO ORIG % 2016	BUDGET RECOMM. 2016	ADOPTED 2016
APPROPRIATIONS:									
1000	PERSONAL SERVICES	292,849	341,673	341,673	146,159	341,035	99.8	341,035	341,035
1950	TEMPORARY SERVICES	70,688	84,778	84,778	31,351	76,867	90.7	76,867	76,867
1951	OVERTIME	5,685	2,000	4,500	4,144	2,000	100.0	2,000	2,000
	TOTAL PERSONAL SERVICES	369,222	428,451	430,951	181,654	419,902	98.0	419,902	419,902
2050	OFFICE MACH, FURNITURE, EQUIP.	4,681							
2200	D.P., ELECTRONIC, COMM EQUIP.	40,645		8,871	6,921				
2250	MEDICAL EQUIPMENT	2,972							
	TOTAL EQUIPMENT	48,298		8,871	6,921				
4020	TRAVEL, TRAINING, DEVELOPMENT	2,829	3,000	3,000	1,066	2,200	73.3	2,200	2,200
4025	CONFERENCES AND SEMINARS	601	1,200	1,200		325	27.1	325	325
4040	BUILDING RENT & REAL PROPERTY	20,414	23,825	23,825	11,594	24,574	103.1	24,574	24,574
4045	MAINTENANCE IN LIEU OF RENT	37,718	52,100	50,856	25,427	49,900	95.8	49,900	49,900
4051	WATER & SEWER CHARGES	380	380	380	190	380	100.0	380	380
4053	GAS & HEATING OIL	1,082	1,300	2,000	1,184	1,800	138.5	1,800	1,800
4054	ELECTRICITY	1,082	700	1,600	523	1,100	157.1	1,100	1,100
4055	TELEPHONE	4,970	4,500	5,100	2,137	5,400	120.0	5,400	5,400
4060	OFFICE SUPPLIES	2,722	5,000	5,996	2,004	3,209	64.2	3,209	3,209
4070	SERVICE CONTRACTS	7,225	10,500	9,000	6,164	18,284	174.1	18,284	18,284
4075	DATA PROCESSING CHGS/MAINT	23,358	22,529	22,529		23,983	106.5	23,983	23,983
4080	PROFESSIONAL SERVICES	8,947	9,210	10,010	1,373	9,910	107.6	9,910	9,910
4090	INSURANCE	3,917	6,140	6,140		5,805	94.5	5,805	5,805
4100	POSTAGE & FREIGHT	686	400	400	172	400	100.0	400	400
4110	BUILDING REPAIR,SUPPLIES,EXP.	920	740	1,480	620	1,340	181.1	1,340	1,340
4140	EQUIPMENT REPAIR SUPPL. & EXP	80	100	100		100	100.0	100	100
4200	ADVERTISING FEES OR EXPENSE	30,578	6,636	8,846	694	9,065	136.6	9,065	9,065
4320	MEDICAL & LABORATORY TESTING	9,397	9,600	7,600	2,414	6,000	62.5	6,000	6,000

HEALTH DECEMBER 16, 2015 PAGE 112

A4035 - REPRODUCTIVE HEALTH CENTER

OBJECT CODE	ACCOUNT NAME	EXPENDED/ REVENUE 2 0 1 4	ORIGINAL BUDGET 2 0 1 5	MODIFIED BUDGET 2 0 1 5	DEC31-YTD EXP./REL. 2 0 1 5	DEPARTMENT REQUEST 2 0 1 6	EST TO ORIG % 2016	BUDGET RECOMM. 2 0 1 6	ADOPTED 2 0 1 6
4340	MEDICAL TRAVEL	5,030	4,000	4,000	1,707	4,700	117.5	4,700	4,700
4440	MEDICAL & SAFETY SUPPLIES	17,404	31,000	48,919	18,735	30,000	96.8	30,000	30,000
	TOTAL CONTRACTUAL EXPENSES	179,340	192,860	212,981	76,004	198,475	102.9	198,475	198,475
8100	FICA	27,392	32,777	32,777	13,491	32,123	98.0	32,123	32,123
8200	N.Y.S. RETIREMENT	56,519	67,129	67,129		73,616	109.7	73,616	73,616
8300	HEALTH INSURANCE	38,168	44,580	41,766	20,146	49,754	111.6	49,754	49,754
8313	DEFERRED COMP MATCH	1,102	900	900	546	1,200	133.3	1,200	1,200
8400	WORKMEN'S COMPENSATION	5,633	9,169	6,327	6,326	6,508	71.0	6,508	6,508
8500	UNEMPLOYMENT		500	500					
	TOTAL EMPLOYEE BENEFITS	128,814	155,055	149,399	40,509	163,201	105.3	163,201	163,201
TOTAL A4035 APPROPRIATIONS		725,674	776,366	802,202	305,088	781,578	100.7	781,578	781,578
REVENUES:									
1602	FAMILY PLANNING	386,732	400,815	400,815	179,197	405,906	101.3	405,906	405,906
2705	GIFTS AND DONATIONS		50	50		50	100.0	50	50
3472	ST AID SPECIAL HEALTH PROGRAMS	283,595	260,786	260,786	28,657	253,954	97.4	253,954	253,954
4489	OTHER FEDERAL HEALTH	134,303	114,715	114,715	419	121,668	106.1	121,668	121,668
TOTAL A4035 REVENUES		804,630	776,366	776,366	208,273	781,578	100.7	781,578	781,578
TOTAL COUNTY COST		78,956-		25,836	96,815				

HEALTH DECEMBER 16, 2015 PAGE 113

A4036 - TASA

OBJECT CODE	ACCOUNT NAME	EXPENDED/ REVENUE 2014	ORIGINAL BUDGET 2015	MODIFIED BUDGET 2015	DEC31-YTD EXP./REL. 2015	DEPARTMENT REQUEST 2016	EST TO ORIG % 2016	BUDGET RECOMM. 2016	ADOPTED 2016
APPROPRIATIONS:									
	TOTAL PERSONAL SERVICES								
	TOTAL CONTRACTUAL EXPENSES								
	TOTAL EMPLOYEE BENEFITS								
TOTAL A4036 APPROPRIATIONS									
REVENUES:									
TOTAL A4036 REVENUES									
TOTAL COUNTY COST									

HEALTH DECEMBER 16, 2015 PAGE 114

A4042 - RABIES CONTROL

OBJECT CODE	ACCOUNT NAME	EXPENDED/ REVENUE 2 0 1 4	ORIGINAL BUDGET 2 0 1 5	MODIFIED BUDGET 2 0 1 5	DEC31-YTD EXP./REL. 2 0 1 5	DEPARTMENT REQUEST 2 0 1 6	EST TO ORIG % 2016	BUDGET RECOMM. 2 0 1 6	ADOPTED 2 0 1 6
APPROPRIATIONS:									
1000	PERSONAL SERVICES		1,400	1,400		500	35.7	500	500
1950	TEMPORARY SERVICES	32	100	100		100	100.0	100	100
1951	OVERTIME	2,193	500	500	180	1,000	200.0	1,000	1,000
	TOTAL PERSONAL SERVICES	2,225	2,000	2,000	180	1,600	80.0	1,600	1,600
4060	OFFICE SUPPLIES		200	200		100	50.0	100	100
4080	PROFESSIONAL SERVICES	14,480	9,340	9,340	3,924	14,000	149.9	14,000	14,000
4100	POSTAGE & FREIGHT	1,754	1,800	1,800	908	1,800	100.0	1,800	1,800
4200	ADVERTISING FEES OR EXPENSE	1,020	300	300	470	1,000	333.3	1,000	1,000
4340	MEDICAL TRAVEL	372	300	300		300	100.0	300	300
4440	MEDICAL & SAFETY SUPPLIES	3,255	3,000	3,000	1,324	3,200	106.7	3,200	3,200
	TOTAL CONTRACTUAL EXPENSES	20,881	14,940	14,940	6,626	20,400	136.5	20,400	20,400
8100	FICA	162	153	153	12	122	79.7	122	122
8400	WORKMEN'S COMPENSATION	15	43	43	29	32	74.4	32	32
	TOTAL EMPLOYEE BENEFITS	177	196	196	41	154	78.6	154	154
TOTAL A4042 APPROPRIATIONS		23,283	17,136	17,136	6,847	22,154	129.3	22,154	22,154
REVENUES:									
2705	GIFTS AND DONATIONS	957	1,000	1,000		1,000	100.0	1,000	1,000
3442	RABIES	20,339	16,136	16,136	1	16,136	100.0	16,136	16,136
TOTAL A4042 REVENUES		21,296	17,136	17,136	1	17,136	100.0	17,136	17,136
TOTAL COUNTY COST		1,987			6,846	5,018		5,018	5,018

A4046 - PHYSICALLY HANDICAPPED CHILD.

OBJECT CODE	ACCOUNT NAME	EXPENDED/ REVENUE 2014	ORIGINAL BUDGET 2015	MODIFIED BUDGET 2015	DEC31-YTD EXP./REL. 2015	DEPARTMENT REQUEST 2016	EST TO ORIG % 2016	BUDGET RECOMM. 2016	ADOPTED 2016
APPROPRIATIONS:									
4470	HANDICAPPED CHILDREN	2,170	10,000	10,000	416	10,000	100.0	10,000	10,000
	TOTAL CONTRACTUAL EXPENSES	2,170	10,000	10,000	416	10,000	100.0	10,000	10,000
TOTAL A4046 APPROPRIATIONS		2,170	10,000	10,000	416	10,000	100.0	10,000	10,000
REVENUES:									
2701	REFUND OF PRIOR YEARS EXPENSE	11							
3446	PHC	960	5,000	5,000	93	5,000	100.0	5,000	5,000
TOTAL A4046 REVENUES		971	5,000	5,000	93	5,000	100.0	5,000	5,000
TOTAL COUNTY COST		1,199	5,000	5,000	323	5,000	100.0	5,000	5,000

HEALTH DECEMBER 16, 2015 PAGE 116

A4082 - W I C

OBJECT CODE	ACCOUNT NAME	EXPENDED/ REVENUE 2 0 1 4	ORIGINAL BUDGET 2 0 1 5	MODIFIED BUDGET 2 0 1 5	DEC31-YTD EXP./REL. 2 0 1 5	DEPARTMENT REQUEST 2 0 1 6	EST TO ORIG % 2016	BUDGET RECOMM. 2 0 1 6	ADOPTED 2 0 1 6
APPROPRIATIONS:									
1000	PERSONAL SERVICES	281,999	283,019	283,019	109,502	288,036	101.8	288,036	288,036
1950	TEMPORARY SERVICES	35,093	39,922	53,822	25,617	45,304	113.5	45,304	45,304
1951	OVERTIME	4,640	1,000	1,000	4,881	1,000	100.0	1,000	1,000
	TOTAL PERSONAL SERVICES	321,732	323,941	337,841	140,000	334,340	103.2	334,340	334,340
2200	D.P., ELECTRONIC, COMM EQUIP.	676		4,380	4,377				
2250	MEDICAL EQUIPMENT	2,360	1,943	1,943	1,554	2,837	146.0	2,837	2,837
	TOTAL EQUIPMENT	3,036	1,943	6,323	5,931	2,837	146.0	2,837	2,837
4020	TRAVEL, TRAINING, DEVELOPMENT	1,463	1,500	1,500	782	2,100	140.0	2,100	2,100
4025	CONFERENCES AND SEMINARS	2,641	1,710	1,710	1,674	4,300	251.5	4,300	4,300
4040	BUILDING RENT & REAL PROPERTY	1,020	1,020	1,020	435	720	70.6	720	720
4045	MAINTENANCE IN LIEU OF RENT	34,211	42,100	42,100	20,800	43,700	103.8	43,700	43,700
4055	TELEPHONE	4,056	3,435	3,595	1,718	3,720	108.3	3,720	3,720
4060	OFFICE SUPPLIES	2,543	1,900	2,252	711	2,400	126.3	2,400	2,400
4070	SERVICE CONTRACTS	295	280	280	58	350	125.0	350	350
4075	DATA PROCESSING CHGS/MAIN	736	1,098	1,098		1,178	107.3	1,178	1,178
4080	PROFESSIONAL SERVICES	3,285	3,146	23,146	4,000	4,070	129.4	4,070	4,070
4081	WIC FOOD VOUCHERS	899,678							
4090	INSURANCE	3,433	4,701	4,701		4,710	100.2	4,710	4,710
4100	POSTAGE & FREIGHT	1,652	1,500	1,500	574	1,500	100.0	1,500	1,500
4110	BUILDING REPAIR,SUPPLIES,EXP.	510	480	480	420	960	200.0	960	960
4120	MOTOR EQUIPMENT REPAIR & SUPPL	1,388	400	400		800	200.0	800	800
4124	GASOLINE	819	1,000	1,000	376	1,200	120.0	1,200	1,200
4200	ADVERTISING FEES OR EXPENSE	16,518	878	11,032		5,549	632.0	5,549	5,549
4210	TUITION REIMBURSEMENT PROGRAM	575							
4340	MEDICAL TRAVEL	6,823	5,056	5,056	3,049	8,860	175.2	8,860	8,860
4440	MEDICAL & SAFETY SUPPLIES	555	600	600	366	800	133.3	800	800
	TOTAL CONTRACTUAL EXPENSES	982,201	70,804	101,470	34,963	86,917	122.8	86,917	86,917

HEALTH DECEMBER 16, 2015 PAGE 117

A4082 - W I C

OBJECT CODE	ACCOUNT NAME	EXPENDED/ REVENUE 2 0 1 4	ORIGINAL BUDGET 2 0 1 5	MODIFIED BUDGET 2 0 1 5	DEC31-YTD EXP./REL. 2 0 1 5	DEPARTMENT REQUEST 2 0 1 6	EST TO ORIG % 2016	BUDGET RECOMM. 2 0 1 6	ADOPTED 2 0 1 6
8100	FICA	23,778	24,781	25,844	10,395	25,577	103.2	25,577	25,577
8200	N.Y.S. RETIREMENT	59,428	65,107	65,107		60,826	93.4	60,826	60,826
8300	HEALTH INSURANCE	69,336	75,941	75,941	37,111	92,445	121.7	92,445	92,445
8313	DEFERRED COMP MATCH	105	100	100	25	100	100.0	100	100
8400	WORKMEN'S COMPENSATION	4,588	6,932	7,230	4,783	5,182	74.8	5,182	5,182
	TOTAL EMPLOYEE BENEFITS	157,235	172,861	174,222	52,314	184,130	106.5	184,130	184,130
TOTAL A4082 APPROPRIATIONS		1,464,204	569,549	619,856	233,208	608,224	106.8	608,224	608,224
REVENUES:									
2705	GIFTS AND DONATIONS	220							
3472	ST AID SPECIAL HEALTH PROGRAMS	116,439	117,836	125,226	57,209	97,821	83.0	97,821	97,821
4482	W.I.C.	1,347,852	442,651	485,568	84,754	510,403	115.3	510,403	510,403
TOTAL A4082 REVENUES		1,464,511	560,487	610,794	141,963	608,224	108.5	608,224	608,224
TOTAL COUNTY COST		307-	9,062	9,062	91,245				

A4083 - HOSPICE

OBJECT CODE	ACCOUNT NAME	EXPENDED/ REVENUE 2 0 1 4	ORIGINAL BUDGET 2 0 1 5	MODIFIED BUDGET 2 0 1 5	DEC31-YTD EXP./REL. 2 0 1 5	DEPARTMENT REQUEST 2 0 1 6	EST TO ORIG % 2016	BUDGET RECOMM. 2 0 1 6	ADOPTED 2 0 1 6
APPROPRIATIONS:									
1000	PERSONAL SERVICES	321,986	324,500	324,500	142,533	375,794	115.8	375,794	375,794
1950	TEMPORARY SERVICES	169,769	196,645	196,645	95,338	183,443	93.3	183,443	183,443
1951	OVERTIME	10,150	10,000	10,000	9,081	12,000	120.0	12,000	12,000
1952	SCHEDULED OVERTIME	12,907	13,428	13,428	6,561	13,983	104.1	13,983	13,983
	TOTAL PERSONAL SERVICES	514,812	544,573	544,573	253,513	585,220	107.5	585,220	585,220
	TOTAL EQUIPMENT								
4020	TRAVEL, TRAINING, DEVELOPMENT	3,288	4,000	4,000	493	4,000	100.0	4,000	4,000
4025	CONFERENCES AND SEMINARS	3,377	2,000	2,000	1,251	4,000	200.0	4,000	4,000
4045	MAINTENANCE IN LIEU OF RENT	27,955	38,100	38,100	19,377	38,500	101.0	38,500	38,500
4055	TELEPHONE	1,430	2,300	2,300	1,550	2,300	100.0	2,300	2,300
4060	OFFICE SUPPLIES	1,656	1,350	1,350	424	1,350	100.0	1,350	1,350
4070	SERVICE CONTRACTS	7,178	9,093	9,093	5,019	14,134	155.4	14,134	14,134
4075	DATA PROCESSING CHGS/MAINT	5,107	6,160	6,160	14	7,726	125.4	7,726	7,726
4080	PROFESSIONAL SERVICES	25,805	22,140	22,140	3,571	23,240	105.0	23,240	23,240
4090	INSURANCE	5,447	7,507	7,507		7,629	101.6	7,629	7,629
4100	POSTAGE & FREIGHT	1,269	1,200	1,200	663	1,200	100.0	1,200	1,200
4190	AGENCY CONTRACTS	49,697	78,232	78,232	61,414	177,055	226.3	177,055	177,055
4200	ADVERTISING FEES OR EXPENSE	2,659	2,000	2,000		2,000	100.0	2,000	2,000
4210	TUITION REIMBURSEMENT PROGRAM		1,000	1,000		1,000	100.0	1,000	1,000
4331	PHYSICALS - COUNTY EMPLOYEES		25	25		25	100.0	25	25
4340	MEDICAL TRAVEL	42,752	39,200	39,200	18,083	48,200	123.0	48,200	48,200
4350	LAB FEES AND SERVICES	182	400	400		400	100.0	400	400
4440	MEDICAL & SAFETY SUPPLIES	110,924	86,000	86,267	48,321	149,000	173.3	149,000	149,000
	TOTAL CONTRACTUAL EXPENSES	288,726	300,707	300,974	160,180	481,759	160.2	481,759	481,759
8100	FICA	38,650	41,660	41,660	19,047	44,769	107.5	44,769	44,769

HEALTH DECEMBER 16, 2015 PAGE 119

A4083 - HOSPICE

OBJECT CODE	ACCOUNT NAME	EXPENDED/ REVENUE 2 0 1 4	ORIGINAL BUDGET 2 0 1 5	MODIFIED BUDGET 2 0 1 5	DEC31-YTD EXP./REL. 2 0 1 5	DEPARTMENT REQUEST 2 0 1 6	EST TO ORIG % 2016	BUDGET RECOMM. 2 0 1 6	ADOPTED 2 0 1 6
8200	N.Y.S. RETIREMENT	98,102	109,987	109,987		100,764	91.6	100,764	100,764
8300	HEALTH INSURANCE	60,194	63,018	63,018	37,153	95,122	150.9	95,122	95,122
8313	DEFERRED COMP MATCH				4				
8400	WORKMEN'S COMPENSATION	7,315	12,525	12,525	8,040	11,704	93.4	11,704	11,704
8500	UNEMPLOYMENT	4,755	825	825	611	825	100.0	825	825
	TOTAL EMPLOYEE BENEFITS	209,016	228,015	228,015	64,855	253,184	111.0	253,184	253,184
TOTAL A4083 APPROPRIATIONS		1,012,554	1,073,295	1,073,562	478,548	1,320,163	123.0	1,320,163	1,320,163
REVENUES:									
1601	PUBLIC HEALTH FEES		975,244	975,244		1,186,690	121.7	1,186,690	1,186,690
1605	THIRD PARTY REIMBURSEMENT	837,298			400,107				
2701	REFUND OF PRIOR YEARS EXPENSE	547			40				
2770	OTHER, UNCLASSIFIED REVENUE		45,710	45,710		106,542	233.1	106,542	106,542
TOTAL A4083 REVENUES		837,845	1,020,954	1,020,954	400,147	1,293,232	126.7	1,293,232	1,293,232
TOTAL COUNTY COST		174,709	52,341	52,608	78,401	26,931	51.5	26,931	26,931

HEALTH DECEMBER 16, 2015 PAGE 120

A4087 - HEALTHY COMMUNITIES

OBJECT CODE	ACCOUNT NAME	EXPENDED/ REVENUE 2014	ORIGINAL BUDGET 2015	MODIFIED BUDGET 2015	DEC31-YTD EXP./REL. 2015	DEPARTMENT REQUEST 2016	EST TO ORIG % 2016	BUDGET RECOMM. 2016	ADOPTED 2016
REVENUES:									
TOTAL A4087 REVENUES									
TOTAL COUNTY COST									

HEALTH DECEMBER 16, 2015 PAGE 121

A4088 - EARLY CARE CASE MANAGEMENT

OBJECT CODE	ACCOUNT NAME	EXPENDED/ REVENUE 2014	ORIGINAL BUDGET 2015	MODIFIED BUDGET 2015	DEC31-YTD EXP./REL. 2015	DEPARTMENT REQUEST 2016	EST TO ORIG % 2016	BUDGET RECOMM. 2016	ADOPTED 2016
APPROPRIATIONS:									
1000	PERSONAL SERVICES	13,762	13,446	13,446	7,629	13,626	101.3	13,626	13,626
	TOTAL PERSONAL SERVICES	13,762	13,446	13,446	7,629	13,626	101.3	13,626	13,626
4020	TRAVEL, TRAINING, DEVELOPMENT	283	300	1,406	1,261	200	66.7	200	200
4055	TELEPHONE	516	600	600	338	800	133.3	800	800
4060	OFFICE SUPPLIES	1,563	1,200	1,200	431	1,050	87.5	1,050	1,050
4100	POSTAGE & FREIGHT	2,143	2,100	2,100	1,127	2,500	119.0	2,500	2,500
4200	ADVERTISING FEES OR EXPENSE	123	417	417		75	18.0	75	75
4340	MEDICAL TRAVEL	273	150	150	264	833	555.3	833	833
	TOTAL CONTRACTUAL EXPENSES	4,901	4,767	5,873	3,421	5,458	114.5	5,458	5,458
8100	FICA	966	1,029	1,029	538	1,043	101.4	1,043	1,043
8200	N.Y.S. RETIREMENT	2,512	2,658	2,658		2,785	104.8	2,785	2,785
8300	HEALTH INSURANCE	3,058	3,053	3,053	1,900	3,037	99.5	3,037	3,037
8400	WORKMEN'S COMPENSATION	148	288	288	198	210	72.9	210	210
	TOTAL EMPLOYEE BENEFITS	6,684	7,028	7,028	2,636	7,075	100.7	7,075	7,075
TOTAL A4088 APPROPRIATIONS		25,347	25,241	26,347	13,686	26,159	103.6	26,159	26,159
REVENUES:									
4489	OTHER FEDERAL HEALTH	26,290	25,241	26,347	9,343	26,159	103.6	26,159	26,159
TOTAL A4088 REVENUES		26,290	25,241	26,347	9,343	26,159	103.6	26,159	26,159
TOTAL COUNTY COST		943-			4,343				

A4089 - HEPATITIS B

OBJECT CODE	ACCOUNT NAME	EXPENDED/ REVENUE 2014	ORIGINAL BUDGET 2015	MODIFIED BUDGET 2015	DEC31-YTD EXP./REL. 2015	DEPARTMENT REQUEST 2016	EST TO ORIG % 2016	BUDGET RECOMM. 2016	ADOPTED 2016
APPROPRIATIONS:									
	TOTAL PERSONAL SERVICES								
	TOTAL CONTRACTUAL EXPENSES								
	TOTAL EMPLOYEE BENEFITS								
TOTAL A4089 APPROPRIATIONS									
REVENUES:									
TOTAL A4089 REVENUES									
TOTAL COUNTY COST									

L I V I N G S T O N C O U N T Y B U D G E T

HEALTH DECEMBER 16, 2015

A4091 - EI 0-2 PROGRAM

OBJECT CODE	ACCOUNT NAME	EXPENDED/ REVENUE 2 0 1 4	ORIGINAL BUDGET 2 0 1 5	MODIFIED BUDGET 2 0 1 5	DEC31-YTD EXP./REL. 2 0 1 5	DEPARTMENT REQUEST 2 0 1 6	EST TO ORIG % 2016	BUDGET RECOMM. 2 0 1 6	ADOPTED 2 0 1 6
APPROPRIATIONS:									
1000	PERSONAL SERVICES	85,744	89,017	89,017	38,384	87,193	98.0	87,193	87,193
1951	OVERTIME	1,536	2,000	2,000	919	2,000	100.0	2,000	2,000
	TOTAL PERSONAL SERVICES	87,280	91,017	91,017	39,303	89,193	98.0	89,193	89,193
2250	MEDICAL EQUIPMENT	1,441	3,000	6,900	175				
	TOTAL EQUIPMENT	1,441	3,000	6,900	175				
4070	SERVICE CONTRACTS	196,969	150,000	150,000	122,544	240,000	160.0	240,000	240,000
4080	PROFESSIONAL SERVICES	82,525	78,000	75,400	21,325	76,000	97.4	76,000	76,000
4340	MEDICAL TRAVEL	5,808	6,000	4,700	1,821	6,000	100.0	6,000	6,000
	TOTAL CONTRACTUAL EXPENSES	285,302	234,000	230,100	145,690	322,000	137.6	322,000	322,000
8100	FICA	6,564	6,963	6,963	2,954	6,823	98.0	6,823	6,823
8200	N.Y.S. RETIREMENT	16,562	19,623	19,623		19,230	98.0	19,230	19,230
8300	HEALTH INSURANCE	6,187	6,832	6,832	3,253	7,310	107.0	7,310	7,310
8400	WORKMEN'S COMPENSATION	1,252	2,157	2,157	1,343	1,784	82.7	1,784	1,784
	TOTAL EMPLOYEE BENEFITS	30,565	35,575	35,575	7,550	35,147	98.8	35,147	35,147
TOTAL A4091 APPROPRIATIONS		404,588	363,592	363,592	192,718	446,340	122.8	446,340	446,340
REVENUES:									
1621	EARLY INTERVENTION FEES	35,651	17,248	17,248	14,774	22,806	132.2	22,806	22,806
3472	ST AID SPECIAL HEALTH PROGRAMS	180,473	98,250	98,250	96,829	141,750	144.3	141,750	141,750
4451	EARLY INTERVENTION FEDERAL		1,000	1,000	3,482	1,000	100.0	1,000	1,000
4489	OTHER FEDERAL HEALTH	58,638	37,500	37,500	31,621	37,500	100.0	37,500	37,500
TOTAL A4091 REVENUES		274,762	153,998	153,998	146,706	203,056	131.9	203,056	203,056

HEALTH DECEMBER 16, 2015 PAGE 124

A4091 - EI 0-2 PROGRAM

OBJECT CODE	ACCOUNT NAME	EXPENDED/ REVENUE 2014	ORIGINAL BUDGET 2015	MODIFIED BUDGET 2015	DEC31-YTD EXP./REL. 2015	DEPARTMENT REQUEST 2016	EST TO ORIG % 2016	BUDGET RECOMM. 2016	ADOPTED 2016
TOTAL COUNTY COST		129,826	209,594	209,594	46,012	243,284	116.1	243,284	243,284

HEALTH DECEMBER 16, 2015 PAGE 125

A4093 - TOBACCO GRANT

OBJECT CODE	ACCOUNT NAME	EXPENDED/ REVENUE 2 0 1 4	ORIGINAL BUDGET 2 0 1 5	MODIFIED BUDGET 2 0 1 5	DEC31-YTD EXP./REL. 2 0 1 5	DEPARTMENT REQUEST 2 0 1 6	EST TO ORIG % 2016	BUDGET RECOMM. 2 0 1 6	ADOPTED 2 0 1 6
APPROPRIATIONS:									
1000	PERSONAL SERVICES	50,346	22,470	22,470	9,025	22,105	98.4	22,105	22,105
1950	TEMPORARY SERVICES	270	300	300	85	300	100.0	300	300
1951	OVERTIME	1,090	500	500	117	200	40.0	200	200
	TOTAL PERSONAL SERVICES	51,706	23,270	23,270	9,227	22,605	97.1	22,605	22,605
2200	D.P., ELECTRONIC, COMM EQUIP.	182							
	TOTAL EQUIPMENT	182							
4025	CONFERENCES AND SEMINARS	1,740	300	300	73				
4055	TELEPHONE	200	225	225	85	240	106.7	240	240
4060	OFFICE SUPPLIES	1,092	400	400	159	250	62.5	250	250
4075	DATA PROCESSING CHGS/MAINT	586	797	797		815	102.3	815	815
4080	PROFESSIONAL SERVICES	8,500	300	300		300	100.0	300	300
4100	POSTAGE & FREIGHT	135	65	65	67	150	230.8	150	150
4200	ADVERTISING FEES OR EXPENSE	30,114	400	400	1,736	656	164.0	656	656
4340	MEDICAL TRAVEL	2,192	650	650	473	800	123.1	800	800
	TOTAL CONTRACTUAL EXPENSES	44,559	3,137	3,137	2,593	3,211	102.4	3,211	3,211
8100	FICA	3,704	1,780	1,780	675	1,729	97.1	1,729	1,729
8200	N.Y.S. RETIREMENT	2,106	4,570	4,570		2,289	50.1	2,289	2,289
8300	HEALTH INSURANCE	12,053	3,412	3,412	1,324	5,838	171.1	5,838	5,838
8313	DEFERRED COMP MATCH					177		177	177
8400	WORKMEN'S COMPENSATION	1,087	498	498	343	351	70.5	351	351
	TOTAL EMPLOYEE BENEFITS	18,950	10,260	10,260	2,342	10,384	101.2	10,384	10,384
TOTAL A4093 APPROPRIATIONS		115,397	36,667	36,667	14,162	36,200	98.7	36,200	36,200
REVENUES:									

HEALTH DECEMBER 16, 2015 PAGE 126

A4093 - TOBACCO GRANT

OBJECT CODE	ACCOUNT NAME	EXPENDED/ REVENUE 2014	ORIGINAL BUDGET 2015	MODIFIED BUDGET 2015	DEC31-YTD EXP./REL. 2015	DEPARTMENT REQUEST 2016	EST TO ORIG % 2016	BUDGET RECOMM. 2016	ADOPTED 2016
2701	REFUND OF PRIOR YEARS EXPENSE				1				
3472	ST AID SPECIAL HEALTH PROGRAMS	136,045	36,667	36,667	8,920	36,200	98.7	36,200	36,200
TOTAL A4093 REVENUES		136,045	36,667	36,667	8,921	36,200	98.7	36,200	36,200
TOTAL COUNTY COST		20,648-			5,241				

HEALTH DECEMBER 16, 2015 PAGE 127

A4094 - LEAD PROGRAM GRANT

OBJECT CODE	ACCOUNT NAME	EXPENDED/ REVENUE 2 0 1 4	ORIGINAL BUDGET 2 0 1 5	MODIFIED BUDGET 2 0 1 5	DEC31-YTD EXP./REL. 2 0 1 5	DEPARTMENT REQUEST 2 0 1 6	EST TO ORIG % 2016	BUDGET RECOMM. 2 0 1 6	ADOPTED 2 0 1 6
APPROPRIATIONS:									
1000	PERSONAL SERVICES	12,379	20,189	20,189	7,931	20,944	103.7	20,944	20,944
1950	TEMPORARY SERVICES	4,729	4,962	4,962	2,142	5,046	101.7	5,046	5,046
	TOTAL PERSONAL SERVICES	17,108	25,151	25,151	10,073	25,990	103.3	25,990	25,990
4020	TRAVEL, TRAINING, DEVELOPMENT					50		50	50
4025	CONFERENCES AND SEMINARS			30	30				
4060	OFFICE SUPPLIES	260	120	120	120	150	125.0	150	150
4075	DATA PROCESSING CHGS/MAINT	518	1,001	1,001		466	46.6	466	466
4100	POSTAGE & FREIGHT	19	50	50	9	50	100.0	50	50
4340	MEDICAL TRAVEL	326	262	232	82	289	110.3	289	289
4352	CLINIC AND LAB		25	25		25	100.0	25	25
	TOTAL CONTRACTUAL EXPENSES	1,123	1,458	1,458	241	1,030	70.6	1,030	1,030
8100	FICA	1,297	1,924	1,924	763	1,988	103.3	1,988	1,988
8200	N.Y.S. RETIREMENT	4,164	5,239	5,239		5,603	106.9	5,603	5,603
8300	HEALTH INSURANCE	459	426	426	284	456	107.0	456	456
8400	WORKMEN'S COMPENSATION	343	538	538	371	403	74.9	403	403
	TOTAL EMPLOYEE BENEFITS	6,263	8,127	8,127	1,418	8,450	104.0	8,450	8,450
TOTAL A4094 APPROPRIATIONS		24,494	34,736	34,736	11,732	35,470	102.1	35,470	35,470
REVENUES:									
3472	LEAD POISONING PREV GRANT	13,035	24,960	24,960	3,005	25,371	101.6	25,371	25,371
4457	LEAD POISONING	11,464	9,776	9,776	1,376	10,099	103.3	10,099	10,099
4489	OTHER FEDERAL HEALTH								
TOTAL A4094 REVENUES		24,499	34,736	34,736	4,381	35,470	102.1	35,470	35,470

HEALTH DECEMBER 16, 2015 PAGE 128

A4094 - LEAD PROGRAM GRANT

OBJECT CODE	ACCOUNT NAME	EXPENDED/ REVENUE 2014	ORIGINAL BUDGET 2015	MODIFIED BUDGET 2015	DEC31-YTD EXP./REL. 2015	DEPARTMENT REQUEST 2016	EST TO ORIG % 2016	BUDGET RECOMM. 2016	ADOPTED 2016
TOTAL COUNTY COST		5-			7,351				

HEALTH DECEMBER 16, 2015 PAGE 129

A4095 - IMMUNIZATION GRANT

OBJECT CODE	ACCOUNT NAME	EXPENDED/ REVENUE 2 0 1 4	ORIGINAL BUDGET 2 0 1 5	MODIFIED BUDGET 2 0 1 5	DEC31-YTD EXP./REL. 2 0 1 5	DEPARTMENT REQUEST 2 0 1 6	EST TO ORIG % 2016	BUDGET RECOMM. 2 0 1 6	ADOPTED 2 0 1 6
APPROPRIATIONS:									
1000	PERSONAL SERVICES	16,326	14,443	14,443	7,105	14,797	102.5	14,797	14,797
1950	TEMPORARY SERVICES	5,245	5,726	5,726	2,321	5,823	101.7	5,823	5,823
1951	OVERTIME	378	300	300	262	500	166.7	500	500
	TOTAL PERSONAL SERVICES	21,949	20,469	20,469	9,688	21,120	103.2	21,120	21,120
	TOTAL EQUIPMENT								
4020	TRAVEL, TRAINING, DEVELOPMENT	73	200	200	88	300	150.0	300	300
4025	CONFERENCES AND SEMINARS			222		225		225	225
4040	BUILDING RENT & REAL PROPERTY		100						
4060	OFFICE SUPPLIES	502	800	800	298	900	112.5	900	900
4075	DATA PROCESSING CHGS/MAINT	1,038	1,752	1,752		1,508	86.1	1,508	1,508
4100	POSTAGE & FREIGHT	69	150	150	17	150	100.0	150	150
4200	ADVERTISING FEES OR EXPENSE	765	1,470	1,348	1,481	1,297	88.2	1,297	1,297
4340	MEDICAL TRAVEL	876	1,100	1,100	628	1,400	127.3	1,400	1,400
4440	MEDICAL & SAFETY SUPPLIES	498	1,000	1,000	333	1,000	100.0	1,000	1,000
	TOTAL CONTRACTUAL EXPENSES	3,821	6,572	6,572	2,845	6,780	103.2	6,780	6,780
8100	FICA	1,607	1,566	1,566	729	1,616	103.2	1,616	1,616
8200	N.Y.S. RETIREMENT	3,939	4,264	4,264		4,553	106.8	4,553	4,553
8300	HEALTH INSURANCE	2,709	2,709	2,709	639	1,000	36.9	1,000	1,000
8400	WORKMEN'S COMPENSATION	290	438	438	302	327	74.7	327	327
	TOTAL EMPLOYEE BENEFITS	8,545	8,977	8,977	1,670	7,496	83.5	7,496	7,496
TOTAL A4095 APPROPRIATIONS		34,315	36,018	36,018	14,203	35,396	98.3	35,396	35,396
REVENUES:									

HEALTH DECEMBER 16, 2015 PAGE 130

A4095 - IMMUNIZATION GRANT

OBJECT CODE	ACCOUNT NAME	EXPENDED/ REVENUE 2014	ORIGINAL BUDGET 2015	MODIFIED BUDGET 2015	DEC31-YTD EXP./REL. 2015	DEPARTMENT REQUEST 2016	EST TO ORIG % 2016	BUDGET RECOMM. 2016	ADOPTED 2016
3472	ST AID SPECIAL HEALTH PROGRAMS	18,920	26,536	26,536	8,810	25,914	97.7	25,914	25,914
4489	OTHER FEDERAL HEALTH	15,401	9,482	9,482		9,482	100.0	9,482	9,482
TOTAL A4095 REVENUES		34,321	36,018	36,018	8,810	35,396	98.3	35,396	35,396
TOTAL COUNTY COST		6-			5,393				

A4096 - MISC PUB HEALTH GRANTS

OBJECT CODE	ACCOUNT NAME	EXPENDED/ REVENUE 2 0 1 4	ORIGINAL BUDGET 2 0 1 5	MODIFIED BUDGET 2 0 1 5	DEC31-YTD EXP./REL. 2 0 1 5	DEPARTMENT REQUEST 2 0 1 6	EST TO ORIG % 2016	BUDGET RECOMM. 2 0 1 6	ADOPTED 2 0 1 6
APPROPRIATIONS:									
4100	POSTAGE & FREIGHT					600		600	600
4200	ADVERTISING FEES OR EXPENSE	1,611	2,606	2,606	1,795	1,100	42.2	1,100	1,100
4340	MEDICAL TRAVEL		500	500	129	385	77.0	385	385
	TOTAL CONTRACTUAL EXPENSES	1,611	3,106	3,106	1,924	2,085	67.1	2,085	2,085
TOTAL A4096 APPROPRIATIONS		1,611	3,106	3,106	1,924	2,085	67.1	2,085	2,085
REVENUES:									
3472	ST AID SPECIAL HEALTH PROGRAMS	805	1,553	1,553		1,043	67.2	1,043	1,043
4489	OTHER FEDERAL HEALTH	805	1,553	1,553	1,083	1,042	67.1	1,042	1,042
TOTAL A4096 REVENUES		1,610	3,106	3,106	1,083	2,085	67.1	2,085	2,085
TOTAL COUNTY COST		1			841				

HEALTH DECEMBER 16, 2015 PAGE 132

A4097 - WATERSHED PROGRAM

OBJECT CODE	ACCOUNT NAME	EXPENDED/ REVENUE 2014	ORIGINAL BUDGET 2015	MODIFIED BUDGET 2015	DEC31-YTD EXP./REL. 2015	DEPARTMENT REQUEST 2016	EST TO ORIG % 2016	BUDGET RECOMM. 2016	ADOPTED 2016
APPROPRIATIONS:									
1000	PERSONAL SERVICES	42,668	41,426	41,426	18,701	41,216	99.5	41,216	41,216
1951	OVERTIME	424	200	200	124	300	150.0	300	300
	TOTAL PERSONAL SERVICES	43,092	41,626	41,626	18,825	41,516	99.7	41,516	41,516
4020	TRAVEL, TRAINING, DEVELOPMENT		100	100		100	100.0	100	100
4025	CONFERENCES AND SEMINARS		100	100		100	100.0	100	100
4055	TELEPHONE	405	400	400	108	400	100.0	400	400
4060	OFFICE SUPPLIES	146	100	100	69	200	200.0	200	200
4075	DATA PROCESSING CHGS/MAINT	184	286	286		300	104.9	300	300
4120	MOTOR EQUIPMENT REPAIR & SUPPL	154	500	500		500	100.0	500	500
4121	TIRES		600	600		600	100.0	600	600
4124	GASOLINE	483	1,000	1,000	96	800	80.0	800	800
4200	ADVERTISING FEES OR EXPENSE	220	100	100	21	100	100.0	100	100
4280	UNIFORM EXPENSE		130	231	101	200	153.8	200	200
4340	MEDICAL TRAVEL	249	100	100	92	200	200.0	200	200
4354	LABORATORY - ENV. HEALTH		150	150		100	66.7	100	100
4440	MEDICAL & SAFETY SUPPLIES		100	100		100	100.0	100	100
	TOTAL CONTRACTUAL EXPENSES	1,841	3,666	3,767	487	3,700	100.9	3,700	3,700
8100	FICA	3,227	3,184	3,184	1,396	3,176	99.7	3,176	3,176
8200	N.Y.S. RETIREMENT	8,174	8,975	8,975		8,951	99.7	8,951	8,951
8300	HEALTH INSURANCE	3,083	3,416	3,416	1,591	7,302	213.8	7,302	7,302
8313	DEFERRED COMP MATCH	253	245	245	89	100	40.8	100	100
8400	WORKMEN'S COMPENSATION	607	891	891	614	830	93.2	830	830
	TOTAL EMPLOYEE BENEFITS	15,344	16,711	16,711	3,690	20,359	121.8	20,359	20,359
TOTAL A4097 APPROPRIATIONS		60,277	62,003	62,104	23,002	65,575	105.8	65,575	65,575

HEALTH DECEMBER 16, 2015 PAGE 133

A4097 - WATERSHED PROGRAM

OBJECT CODE	ACCOUNT NAME	EXPENDED/ REVENUE 2014	ORIGINAL BUDGET 2015	MODIFIED BUDGET 2015	DEC31-YTD EXP./REL. 2015	DEPARTMENT REQUEST 2016	EST TO ORIG % 2016	BUDGET RECOMM. 2016	ADOPTED 2016
REVENUES:									
2280	HEALTH SERVICES OTHER GOVTS	50,599	48,362	48,362	29,761	51,148	105.8	51,148	51,148
TOTAL A4097 REVENUES		50,599	48,362	48,362	29,761	51,148	105.8	51,148	51,148
TOTAL COUNTY COST		9,678	13,641	13,742	6,759-	14,427	105.8	14,427	14,427

HEALTH DECEMBER 16, 2015 PAGE 134

A4099 - RURAL HEALTH NETWORK

OBJECT CODE	ACCOUNT NAME	EXPENDED/ REVENUE 2014	ORIGINAL BUDGET 2015	MODIFIED BUDGET 2015	DEC31-YTD EXP./REL. 2015	DEPARTMENT REQUEST 2016	EST TO ORIG % 2016	BUDGET RECOMM. 2016	ADOPTED 2016
APPROPRIATIONS:									
	TOTAL PERSONAL SERVICES								
	TOTAL EQUIPMENT								
	TOTAL CONTRACTUAL EXPENSES								
	TOTAL EMPLOYEE BENEFITS								
TOTAL A4099 APPROPRIATIONS									
REVENUES:									
TOTAL A4099 REVENUES									
TOTAL COUNTY COST									

L I V I N G S T O N C O U N T Y B U D G E T

HEALTH DECEMBER 16, 2015 PAGE 135

A4101 - FOSTER CARE NURSE

OBJECT CODE	ACCOUNT NAME	EXPENDED/ REVENUE 2014	ORIGINAL BUDGET 2015	MODIFIED BUDGET 2015	DEC31-YTD EXP./REL. 2015	DEPARTMENT REQUEST 2016	EST TO ORIG % 2016	BUDGET RECOMM. 2016	ADOPTED 2016
APPROPRIATIONS:									
1000	PERSONAL SERVICES	24,040	25,397	25,397	11,547	25,827	101.7	25,827	25,827
1951	OVERTIME	2,064	2,000	2,000	385	2,000	100.0	2,000	2,000
	TOTAL PERSONAL SERVICES	26,104	27,397	27,397	11,932	27,827	101.6	27,827	27,827
4025	CONFERENCES AND SEMINARS		100	100	4	100	100.0	100	100
4060	OFFICE SUPPLIES	1	100	100		100	100.0	100	100
4200	ADVERTISING FEES OR EXPENSE		200	200		200	100.0	200	200
4340	MEDICAL TRAVEL		500	500		300	60.0	300	300
	TOTAL CONTRACTUAL EXPENSES	1	900	900	4	700	77.8	700	700
8100	FICA	1,033	2,096	2,096	907	2,129	101.6	2,129	2,129
8200	N.Y.S. RETIREMENT	3,442	5,707	5,707		3,406	59.7	3,406	3,406
8300	HEALTH INSURANCE	6,594	7,910	7,910	202	456	5.8	456	456
8400	WORKMEN'S COMPENSATION	367	586	586	404	557	95.1	557	557
	TOTAL EMPLOYEE BENEFITS	11,436	16,299	16,299	1,513	6,548	40.2	6,548	6,548
TOTAL A4101 APPROPRIATIONS		37,541	44,596	44,596	13,449	35,075	78.7	35,075	35,075
REVENUES:									
2280	HEALTH SERVICES OTHER GOVTS	37,544	44,596	44,596	19,562	35,075	78.7	35,075	35,075
TOTAL A4101 REVENUES		37,544	44,596	44,596	19,562	35,075	78.7	35,075	35,075
TOTAL COUNTY COST		3-			6,113-				

HEALTH DECEMBER 16, 2015 PAGE 136

A4103 - FACILITATED ENROLLMENT

OBJECT CODE	ACCOUNT NAME	EXPENDED/ REVENUE 2014	ORIGINAL BUDGET 2015	MODIFIED BUDGET 2015	DEC31-YTD EXP./REL. 2015	DEPARTMENT REQUEST 2016	EST TO ORIG % 2016	BUDGET RECOMM. 2016	ADOPTED 2016
APPROPRIATIONS:									
1000	PERSONAL SERVICES	23,454	29,368	29,368					
1951	OVERTIME	521							
	TOTAL PERSONAL SERVICES	23,975	29,368	29,368					
	TOTAL EQUIPMENT								
4020	TRAVEL, TRAINING, DEVELOPMENT		50	50					
4055	TELEPHONE	751	550	550					
4060	OFFICE SUPPLIES	70	170	170					
4075	DATA PROCESSING CHGS/MAIN	180	280	280					
4100	POSTAGE & FREIGHT	55	120	120					
4200	ADVERTISING FEES OR EXPENSE	43	100	100					
4340	MEDICAL TRAVEL	659	786	786					
	TOTAL CONTRACTUAL EXPENSES	1,758	2,056	2,056					
8100	FICA	1,834	2,247	2,247					
8200	N.Y.S. RETIREMENT	5,443	6,332	6,332					
8400	WORKMEN'S COMPENSATION	370	628	628	433				
	TOTAL EMPLOYEE BENEFITS	7,647	9,207	9,207	433				
TOTAL A4103 APPROPRIATIONS		33,380	40,631	40,631	433				
REVENUES:									
3472	ST AID SPECIAL HEALTH PROGRAMS	8,004	11,084	11,084					
4489	OTHER FEDERAL HEALTH	24,602	29,547	29,547					
TOTAL A4103 REVENUES		32,606	40,631	40,631					

HEALTH DECEMBER 16, 2015 PAGE 137

A4103 - FACILITATED ENROLLMENT

OBJECT CODE	ACCOUNT NAME	EXPENDED/ REVENUE 2014	ORIGINAL BUDGET 2015	MODIFIED BUDGET 2015	DEC31-YTD EXP./REL. 2015	DEPARTMENT REQUEST 2016	EST TO ORIG % 2016	BUDGET RECOMM. 2016	ADOPTED 2016
TOTAL COUNTY COST		774			433				

HEALTH DECEMBER 16, 2015 PAGE 138

A4105 - DOH HOMELAND SECURITY

OBJECT CODE	ACCOUNT NAME	EXPENDED/ REVENUE 2014	ORIGINAL BUDGET 2015	MODIFIED BUDGET 2015	DEC31-YTD EXP./REL. 2015	DEPARTMENT REQUEST 2016	EST TO ORIG % 2016	BUDGET RECOMM. 2016	ADOPTED 2016
APPROPRIATIONS:									
	TOTAL PERSONAL SERVICES								
	TOTAL CONTRACTUAL EXPENSES								
	TOTAL EMPLOYEE BENEFITS								
TOTAL A4105 APPROPRIATIONS									
REVENUES:									
TOTAL A4105 REVENUES									
TOTAL COUNTY COST									

A4106 - PUBLIC WATER SUPPLY ENHANCEMNT

OBJECT CODE	ACCOUNT NAME	EXPENDED/ REVENUE 2 0 1 4	ORIGINAL BUDGET 2 0 1 5	MODIFIED BUDGET 2 0 1 5	DEC31-YTD EXP./REL. 2 0 1 5	DEPARTMENT REQUEST 2 0 1 6	EST TO ORIG % 2016	BUDGET RECOMM. 2 0 1 6	ADOPTED 2 0 1 6
APPROPRIATIONS:									
1000	PERSONAL SERVICES	63,819	64,605	63,505	28,702	63,119	97.7	63,119	63,119
	TOTAL PERSONAL SERVICES	63,819	64,605	63,505	28,702	63,119	97.7	63,119	63,119
2050	OFFICE MACH, FURNITURE, EQUIP.	274		200	168				
2200	D.P., ELECTRONIC, COMM EQUIP.	182		1,100	1,041				
2250	MEDICAL EQUIPMENT	510		600	474				
	TOTAL EQUIPMENT	966		1,900	1,683				
4020	TRAVEL, TRAINING, DEVELOPMENT	154	150	150	111	300	200.0	300	300
4025	CONFERENCES AND SEMINARS	277	300	300	283	300	100.0	300	300
4055	TELEPHONE	282	250	250	153	350	140.0	350	350
4060	OFFICE SUPPLIES	490	600	600	226	600	100.0	600	600
4075	DATA PROCESSING CHGS/MAINT	825	952	952		1,048	110.1	1,048	1,048
4080	PROFESSIONAL SERVICES	558	1,200	1,200	904	1,800	150.0	1,800	1,800
4100	POSTAGE & FREIGHT	797	800	800	228	600	75.0	600	600
4200	ADVERTISING FEES OR EXPENSE	1,955	183	183	1,291	952	520.2	952	952
4340	MEDICAL TRAVEL	2,812	1,914	1,914	1,146	3,000	156.7	3,000	3,000
4354	LABORATORY - ENV. HEALTH	1,897	1,334	1,334	520	1,500	112.4	1,500	1,500
4440	MEDICAL & SAFETY SUPPLIES	173	100	200	104	200	200.0	200	200
	TOTAL CONTRACTUAL EXPENSES	10,220	7,783	7,883	4,966	10,650	136.8	10,650	10,650
8100	FICA	4,782	4,942	4,942	2,144	4,829	97.7	4,829	4,829
8200	N.Y.S. RETIREMENT	10,113	13,314	13,314		12,035	90.4	12,035	12,035
8300	HEALTH INSURANCE	5,371	5,853	5,430	2,785	5,896	100.7	5,896	5,896
8313	DEFERRED COMP MATCH	424			210	373		373	373
8400	WORKMEN'S COMPENSATION	886	1,383	906	953	978	70.7	978	978
	TOTAL EMPLOYEE BENEFITS	21,576	25,492	24,592	6,092	24,111	94.6	24,111	24,111
TOTAL A4106 APPROPRIATIONS		96,581	97,880	97,880	41,443	97,880	100.0	97,880	97,880

HEALTH DECEMBER 16, 2015

A4106 - PUBLIC WATER SUPPLY ENHANCEMNT

OBJECT CODE	ACCOUNT NAME	EXPENDED/ REVENUE 2014	ORIGINAL BUDGET 2015	MODIFIED BUDGET 2015	DEC31-YTD EXP./REL. 2015	DEPARTMENT REQUEST 2016	EST TO ORIG % 2016	BUDGET RECOMM. 2016	ADOPTED 2016
REVENUES:									
3472	ST AID SPECIAL HEALTH PROGRAMS	108,266	97,880	97,880	25,305	97,880	100.0	97,880	97,880
TOTAL A4106 REVENUES		108,266	97,880	97,880	25,305	97,880	100.0	97,880	97,880
TOTAL COUNTY COST		11,685-			16,138				

HEALTH DECEMBER 16, 2015 PAGE 141

A4108 - ASTHMA

OBJECT CODE	ACCOUNT NAME	EXPENDED/ REVENUE 2014	ORIGINAL BUDGET 2015	MODIFIED BUDGET 2015	DEC31-YTD EXP./REL. 2015	DEPARTMENT REQUEST 2016	EST TO ORIG % 2016	BUDGET RECOMM. 2016	ADOPTED 2016
APPROPRIATIONS:									
	TOTAL PERSONAL SERVICES								
	TOTAL CONTRACTUAL EXPENSES								
	TOTAL EMPLOYEE BENEFITS								
TOTAL A4108 APPROPRIATIONS									
REVENUES:									
TOTAL A4108 REVENUES									
TOTAL COUNTY COST									

L I V I N G S T O N C O U N T Y B U D G E T

HEALTH DECEMBER 16, 2015

A4110 - CANCER SERVICES

OBJECT CODE	ACCOUNT NAME	EXPENDED/ REVENUE 2 0 1 4	ORIGINAL BUDGET 2 0 1 5	MODIFIED BUDGET 2 0 1 5	DEC31-YTD EXP./REL. 2 0 1 5	DEPARTMENT REQUEST 2 0 1 6	EST TO ORIG % 2016	BUDGET RECOMM. 2 0 1 6	ADOPTED 2 0 1 6
APPROPRIATIONS:									
1000	PERSONAL SERVICES	19,561	22,185	22,185	7,198	17,399	78.4	17,399	17,399
1951	OVERTIME	3,528			3,010	5,000		5,000	5,000
	TOTAL PERSONAL SERVICES	23,089	22,185	22,185	10,208	22,399	101.0	22,399	22,399
	TOTAL EQUIPMENT								
4020	TRAVEL, TRAINING, DEVELOPMENT	70	200	200	104	200	100.0	200	200
4025	CONFERENCES AND SEMINARS			111	111				
4060	OFFICE SUPPLIES	503	1,000	889	176	500	50.0	500	500
4100	POSTAGE & FREIGHT	100	300	300	35	200	66.7	200	200
4200	ADVERTISING FEES OR EXPENSE	9,586	4,044	4,044	3,174	4,295	106.2	4,295	4,295
4340	MEDICAL TRAVEL	742	900	900	605	1,100	122.2	1,100	1,100
4440	MEDICAL & SAFETY SUPPLIES		100	100		100	100.0	100	100
	TOTAL CONTRACTUAL EXPENSES	11,001	6,544	6,544	4,205	6,395	97.7	6,395	6,395
8100	FICA	1,766	1,697	1,697	780	1,714	101.0	1,714	1,714
8200	N.Y.S. RETIREMENT	4,312	4,783	4,783		4,829	101.0	4,829	4,829
8400	WORKMEN'S COMPENSATION	303	475	475	327	347	73.1	347	347
	TOTAL EMPLOYEE BENEFITS	6,381	6,955	6,955	1,107	6,890	99.1	6,890	6,890
TOTAL A4110 APPROPRIATIONS		40,471	35,684	35,684	15,520	35,684	100.0	35,684	35,684
REVENUES:									
2705	GIFTS AND DONATIONS	4,550							
3472	ST AID SPECIAL HEALTH PROGRAMS	35,947	35,684	35,684	10,195	35,684	100.0	35,684	35,684
TOTAL A4110 REVENUES		40,497	35,684	35,684	10,195	35,684	100.0	35,684	35,684

HEALTH DECEMBER 16, 2015 PAGE 143

A4110 - CANCER SERVICES

OBJECT CODE	ACCOUNT NAME	EXPENDED/ REVENUE 2014	ORIGINAL BUDGET 2015	MODIFIED BUDGET 2015	DEC31-YTD EXP./REL. 2015	DEPARTMENT REQUEST 2016	EST TO ORIG % 2016	BUDGET RECOMM. 2016	ADOPTED 2016
TOTAL COUNTY COST		26-			5,325				

HEALTH DECEMBER 16, 2015 PAGE 144

A4111 - CHILDREN WITH SPECIAL NEEDS

OBJECT CODE	ACCOUNT NAME	EXPENDED/ REVENUE 2 0 1 4	ORIGINAL BUDGET 2 0 1 5	MODIFIED BUDGET 2 0 1 5	DEC31-YTD EXP./REL. 2 0 1 5	DEPARTMENT REQUEST 2 0 1 6	EST TO ORIG % 2016	BUDGET RECOMM. 2 0 1 6	ADOPTED 2 0 1 6
APPROPRIATIONS:									
1000	PERSONAL SERVICES	7,916	11,970	11,970	2,738	11,848	99.0	11,848	11,848
	TOTAL PERSONAL SERVICES	7,916	11,970	11,970	2,738	11,848	99.0	11,848	11,848
4020	TRAVEL, TRAINING, DEVELOPMENT		590	590		1,084	183.7	1,084	1,084
4060	OFFICE SUPPLIES	156	413	413	3	400	96.9	400	400
4100	POSTAGE & FREIGHT	10	100	100	30	100	100.0	100	100
4340	MEDICAL TRAVEL		400	400	21	300	75.0	300	300
	TOTAL CONTRACTUAL EXPENSES	166	1,503	1,503	54	1,884	125.3	1,884	1,884
8100	FICA	566	916	916	191	906	98.9	906	906
8200	N.Y.S. RETIREMENT	1,660	2,580	2,580		2,402	93.1	2,402	2,402
8300	HEALTH INSURANCE	1,384	1,684	1,684	652	1,766	104.9	1,766	1,766
8400	WORKMEN'S COMPENSATION	153	256	256	176	184	71.9	184	184
	TOTAL EMPLOYEE BENEFITS	3,763	5,436	5,436	1,019	5,258	96.7	5,258	5,258
TOTAL A4111 APPROPRIATIONS		11,845	18,909	18,909	3,811	18,990	100.4	18,990	18,990
REVENUES:									
4489	OTHER FEDERAL HEALTH	11,848	18,909	18,909	1,975	18,990	100.4	18,990	18,990
TOTAL A4111 REVENUES		11,848	18,909	18,909	1,975	18,990	100.4	18,990	18,990
TOTAL COUNTY COST		3-			1,836				

HEALTH DECEMBER 16, 2015 PAGE 145

A4112 - EMERGENCY PREPAREDNESS

OBJECT CODE	ACCOUNT NAME	EXPENDED/ REVENUE 2014	ORIGINAL BUDGET 2015	MODIFIED BUDGET 2015	DEC31-YTD EXP./REL. 2015	DEPARTMENT REQUEST 2016	EST TO ORIG % 2016	BUDGET RECOMM. 2016	ADOPTED 2016
APPROPRIATIONS:									
1000	PERSONAL SERVICES	19,383	18,757	21,750	9,757	21,483	114.5	21,483	21,483
1951	OVERTIME		530	530		540	101.9	540	540
	TOTAL PERSONAL SERVICES	19,383	19,287	22,280	9,757	22,023	114.2	22,023	22,023
2050	OFFICE MACH, FURNITURE, EQUIP.			500					
2200	D.P., ELECTRONIC, COMM EQUIP.			12,600					
2250	MEDICAL EQUIPMENT					12,600		12,600	12,600
	TOTAL EQUIPMENT			13,100		12,600		12,600	12,600
4020	TRAVEL, TRAINING, DEVELOPMENT		400	1,000	519	1,100	275.0	1,100	1,100
4055	TELEPHONE	6,664	6,400	6,400	1,523	6,400	100.0	6,400	6,400
4060	OFFICE SUPPLIES	1,215	800	2,257	1,121	3,300	412.5	3,300	3,300
4070	SERVICE CONTRACTS	2,147	1,901	1,901	861	2,650	139.4	2,650	2,650
4075	DATA PROCESSING CHGS/MAINT	4,450	6,105	6,105		4,337	71.0	4,337	4,337
4080	PROFESSIONAL SERVICES	2,000	7,000	19,000	6,170	14,000	200.0	14,000	14,000
4100	POSTAGE & FREIGHT	358	50	350		400	800.0	400	400
4200	ADVERTISING FEES OR EXPENSE	2,236	500	3,133	1,002	4,200	840.0	4,200	4,200
4340	MEDICAL TRAVEL	316	525	1,025	176	1,000	190.5	1,000	1,000
4440	MEDICAL & SAFETY SUPPLIES	1,628	1,158	5,318	1,102	8,020	692.6	8,020	8,020
	TOTAL CONTRACTUAL EXPENSES	21,014	24,839	46,489	12,474	45,407	182.8	45,407	45,407
8100	FICA	1,397	1,475	1,704	717	1,685	114.2	1,685	1,685
8200	N.Y.S. RETIREMENT	3,551	3,886	4,350		3,716	95.6	3,716	3,716
8300	HEALTH INSURANCE	2,353	2,196	2,532	1,189	2,545	115.9	2,545	2,545
8400	WORKMEN'S COMPENSATION	298	413	458	284	342	82.8	342	342
	TOTAL EMPLOYEE BENEFITS	7,599	7,970	9,044	2,190	8,288	104.0	8,288	8,288
TOTAL A4112 APPROPRIATIONS		47,996	52,096	90,913	24,421	88,318	169.5	88,318	88,318

A4112 - EMERGENCY PREPAREDNESS

OBJECT CODE	ACCOUNT NAME	EXPENDED/ REVENUE 2014	ORIGINAL BUDGET 2015	MODIFIED BUDGET 2015	DEC31-YTD EXP./REL. 2015	DEPARTMENT REQUEST 2016	EST TO ORIG % 2016	BUDGET RECOMM. 2016	ADOPTED 2016
REVENUES:									
4489	OTHER FEDERAL HEALTH	48,001	52,096	90,096	12,842	88,318	169.5	88,318	88,318
TOTAL A4112 REVENUES		48,001	52,096	90,096	12,842	88,318	169.5	88,318	88,318
TOTAL COUNTY COST		5-		817	11,579				

HEALTH DECEMBER 16, 2015 PAGE 147

A4113 - MEDICAL RESERVE CORP

OBJECT CODE	ACCOUNT NAME	EXPENDED/ REVENUE 2014	ORIGINAL BUDGET 2015	MODIFIED BUDGET 2015	DEC31-YTD EXP./REL. 2015	DEPARTMENT REQUEST 2016	EST TO ORIG % 2016	BUDGET RECOMM. 2016	ADOPTED 2016
APPROPRIATIONS:									
	TOTAL EQUIPMENT								
4020	TRAVEL, TRAINING, DEVELOPMENT	181	600	600		325	54.2	325	325
4060	OFFICE SUPPLIES	54	30	30		95	316.7	95	95
4075	DATA PROCESSING CHGS/MAINT	360	485	485		600	123.7	600	600
4080	PROFESSIONAL SERVICES	360	200	200		150	75.0	150	150
4100	POSTAGE & FREIGHT	113	240	240	4	240	100.0	240	240
4200	ADVERTISING FEES OR EXPENSE	1,475	555	555		2,030	365.8	2,030	2,030
4340	MEDICAL TRAVEL	8	440	440	1	60	13.6	60	60
4440	MEDICAL & SAFETY SUPPLIES	945	950	950					
	TOTAL CONTRACTUAL EXPENSES	3,496	3,500	3,500	5	3,500	100.0	3,500	3,500
TOTAL A4113 APPROPRIATIONS		3,496	3,500	3,500	5	3,500	100.0	3,500	3,500
REVENUES:									
4489	OTHER FEDERAL HEALTH	3,500	3,500	3,500	3,500	3,500	100.0	3,500	3,500
TOTAL A4113 REVENUES		3,500	3,500	3,500	3,500	3,500	100.0	3,500	3,500
TOTAL COUNTY COST		4-			3,495-				

HEALTH DECEMBER 16, 2015 PAGE 148

A4115 - COMMUNITY HEALTH WORKER PRGM

OBJECT CODE	ACCOUNT NAME	EXPENDED/ REVENUE 2 0 1 4	ORIGINAL BUDGET 2 0 1 5	MODIFIED BUDGET 2 0 1 5	DEC31-YTD EXP./REL. 2 0 1 5	DEPARTMENT REQUEST 2 0 1 6	EST TO ORIG % 2016	BUDGET RECOMM. 2 0 1 6	ADOPTED 2 0 1 6
APPROPRIATIONS:									
1000	PERSONAL SERVICES	67,745	70,412	70,412	32,103	73,656	104.6	73,656	73,656
1950	TEMPORARY SERVICES	18,488	13,121	13,121	8,557	16,983	129.4	16,983	16,983
1951	OVERTIME	1,155	600	600	154	500	83.3	500	500
	TOTAL PERSONAL SERVICES	87,388	84,133	84,133	40,814	91,139	108.3	91,139	91,139
2050	OFFICE MACH, FURNITURE, EQUIP.	60		320	304				
2200	D.P., ELECTRONIC, COMM EQUIP.	1,353		1,100					
	TOTAL EQUIPMENT	1,413		1,420	304				
4020	TRAVEL, TRAINING, DEVELOPMENT	2,952	1,700	1,700	4	1,510	88.8	1,510	1,510
4025	CONFERENCES AND SEMINARS	666	700	700		700	100.0	700	700
4055	TELEPHONE	1,440	1,700	1,700	484	1,700	100.0	1,700	1,700
4060	OFFICE SUPPLIES	1,503	1,200	1,200	62	1,200	100.0	1,200	1,200
4075	DATA PROCESSING CHGS/MAIN	360	410	410		440	107.3	440	440
4080	PROFESSIONAL SERVICES	2,200	5,000	5,000		2,000	40.0	2,000	2,000
4100	POSTAGE & FREIGHT	9	600	600		500	83.3	500	500
4200	ADVERTISING FEES OR EXPENSE	8,406	8,119	8,119	43	8,527	105.0	8,527	8,527
4340	MEDICAL TRAVEL	4,468	6,426	5,626	1,952	5,500	85.6	5,500	5,500
	TOTAL CONTRACTUAL EXPENSES	22,004	25,855	25,055	2,545	22,077	85.4	22,077	22,077
8100	FICA	6,685	6,437	6,437	3,122	6,972	108.3	6,972	6,972
8200	N.Y.S. RETIREMENT	11,570	17,400	17,400		14,025	80.6	14,025	14,025
8400	WORKMEN'S COMPENSATION	1,444	1,800	1,180	1,242	1,412	78.4	1,412	1,412
	TOTAL EMPLOYEE BENEFITS	19,699	25,637	25,017	4,364	22,409	87.4	22,409	22,409
TOTAL A4115 APPROPRIATIONS		130,504	135,625	135,625	48,027	135,625	100.0	135,625	135,625
REVENUES:									

HEALTH DECEMBER 16, 2015 PAGE 149

A4115 - COMMUNITY HEALTH WORKER PRGM

OBJECT CODE	ACCOUNT NAME	EXPENDED/ REVENUE 2014	ORIGINAL BUDGET 2015	MODIFIED BUDGET 2015	DEC31-YTD EXP./REL. 2015	DEPARTMENT REQUEST 2016	EST TO ORIG % 2016	BUDGET RECOMM. 2016	ADOPTED 2016
3472	ST AID SPECIAL HEALTH PROGRAMS	65,255	135,625	135,625	11,428	135,625	100.0	135,625	135,625
4489	OTHER FEDERAL HEALTH	65,255			11,428				
TOTAL A4115 REVENUES		130,510	135,625	135,625	22,856	135,625	100.0	135,625	135,625
TOTAL COUNTY COST		6-			25,171				

HEALTH DECEMBER 16, 2015 PAGE 150

A4250 - CHEMICAL DEPENDENCY

OBJECT CODE	ACCOUNT NAME	EXPENDED/ REVENUE 2014	ORIGINAL BUDGET 2015	MODIFIED BUDGET 2015	DEC31-YTD EXP./REL. 2015	DEPARTMENT REQUEST 2016	EST TO ORIG % 2016	BUDGET RECOMM. 2016	ADOPTED 2016
APPROPRIATIONS:									
4190	AGENCY CONTRACTS	344,373	382,366	382,366	145,970	391,540	102.4	391,540	391,540
	TOTAL CONTRACTUAL EXPENSES	344,373	382,366	382,366	145,970	391,540	102.4	391,540	391,540
TOTAL A4250 APPROPRIATIONS		344,373	382,366	382,366	145,970	391,540	102.4	391,540	391,540
REVENUES:									
3486	NARCOTIC ADDICTION CONTROL	117,560	117,587	117,587		124,479	105.9	124,479	124,479
4488	FEDERAL CHEMICAL DEPENDANCY	156,406	156,379	156,379		158,661	101.5	158,661	158,661
TOTAL A4250 REVENUES		273,966	273,966	273,966		283,140	103.3	283,140	283,140
TOTAL COUNTY COST		70,407	108,400	108,400	145,970	108,400	100.0	108,400	108,400

HEALTH DECEMBER 16, 2015 PAGE 151

A4310 - MENTAL HEALTH ADMINISTRATION

OBJECT CODE	ACCOUNT NAME	EXPENDED/ REVENUE 2014	ORIGINAL BUDGET 2015	MODIFIED BUDGET 2015	DEC31-YTD EXP./REL. 2015	DEPARTMENT REQUEST 2016	EST TO ORIG % 2016	BUDGET RECOMM. 2016	ADOPTED 2016
APPROPRIATIONS:									
1000	PERSONAL SERVICES	883,993	1,017,105	1,017,105	470,281	1,035,943	101.9	1,035,943	1,035,943
1950	TEMPORARY SERVICES	235,837	297,029	297,029	112,033	285,233	96.0	285,233	285,233
1951	OVERTIME	22,872	18,895	18,895	6,567	15,307	81.0	15,307	15,307
	TOTAL PERSONAL SERVICES	1,142,702	1,333,029	1,333,029	588,881	1,336,483	100.3	1,336,483	1,336,483
2050	OFFICE MACH, FURNITURE, EQUIP.	383		1,159	1,159				
2200	D.P., ELECTRONIC, COMM EQUIP.	5,000	5,000	6,647	6,735				
	TOTAL EQUIPMENT	5,383	5,000	7,806	7,894				
4020	TRAVEL, TRAINING, DEVELOPMENT	27,875	33,740	33,740	9,486	30,000	88.9	30,000	30,000
4025	CONFERENCES AND SEMINARS	2,555	4,600	4,600	857	4,600	100.0	4,600	4,600
4045	MAINTENANCE IN LIEU OF RENT	73,477	61,629	61,629	15,407	60,302	97.8	60,302	60,302
4055	TELEPHONE	18,246	16,000	16,000	5,501	16,000	100.0	16,000	16,000
4060	OFFICE SUPPLIES	8,225	12,000	12,000	4,046	12,000	100.0	12,000	12,000
4070	SERVICE CONTRACTS	22,246	28,000	28,000	4,691	41,300	147.5	41,300	41,300
4075	DATA PROCESSING CHGS/MAINT	24,439	30,355	30,355		32,105	105.8	32,105	32,105
4080	PROFESSIONAL SERVICES	99,015	98,050	98,050	42,150	264,300	269.6	264,300	264,300
4090	INSURANCE	10,868	14,000	14,000		14,000	100.0	14,000	14,000
4100	POSTAGE & FREIGHT	2,330	3,600	3,600	843	2,300	63.9	2,300	2,300
4110	BUILDING REPAIR,SUPPLIES,EXP.		1,750	1,750		1,750	100.0	1,750	1,750
4120	MOTOR EQUIPMENT REPAIR & SUPPL	37	700	700	77				
4124	GASOLINE	897	1,800	1,800	325	1,500	83.3	1,500	1,500
4140	EQUIPMENT REPAIR SUPPL. & EXP		1,750	1,750	325	1,750	100.0	1,750	1,750
4190	AGENCY CONTRACTS	385,328	202,691	202,691	133,928	384,728	189.8	384,728	384,728
4197	COMPEER	50,095	50,095	50,095	25,047	50,095	100.0	50,095	50,095
4200	ADVERTISING FEES OR EXPENSE		1,000	1,000		1,000	100.0	1,000	1,000
4240	ASSISTANCE PAYMENTS	91,757	104,900	104,900	28,267	82,800	78.9	82,800	82,800
4440	MEDICAL & SAFETY SUPPLIES	15-	800	800		800	100.0	800	800
	TOTAL CONTRACTUAL EXPENSES	817,374	667,460	667,460	270,950	1,001,330	150.0	1,001,330	1,001,330

HEALTH DECEMBER 16, 2015 PAGE 152

A4310 - MENTAL HEALTH ADMINISTRATION

OBJECT CODE	ACCOUNT NAME	EXPENDED/ REVENUE 2014	ORIGINAL BUDGET 2015	MODIFIED BUDGET 2015	DEC31-YTD EXP./REL. 2015	DEPARTMENT REQUEST 2016	EST TO ORIG % 2016	BUDGET RECOMM. 2016	ADOPTED 2016
8100	FICA	85,044	101,977	101,977	43,604	102,241	100.3	102,241	102,241
8200	N.Y.S. RETIREMENT	182,030	260,250	260,250		179,550	69.0	179,550	179,550
8300	HEALTH INSURANCE	152,850	231,215	231,215	94,170	208,451	90.2	208,451	208,451
8311	RETIREE HEALTH INSURANCE	7,734	8,539	8,539	4,066	9,137	107.0	9,137	9,137
8313	DEFERRED COMP MATCH	2,519	2,208	2,208	2,112	4,100	185.7	4,100	4,100
8400	WORKMEN'S COMPENSATION	18,429	18,612	18,612	19,682	26,730	143.6	26,730	26,730
8500	UNEMPLOYMENT	10,530			4,195				
	TOTAL EMPLOYEE BENEFITS	459,136	622,801	622,801	167,829	530,209	85.1	530,209	530,209
TOTAL A4310 APPROPRIATIONS		2,424,595	2,628,290	2,631,096	1,035,554	2,868,022	109.1	2,868,022	2,868,022
REVENUES:									
1620	MENTAL HEALTH	1,279,680	1,236,796	1,236,796	438,326	1,433,577	115.9	1,433,577	1,433,577
2280	HEALTH SERVICES OTHER GOV					40,000		40,000	40,000
2401	INTEREST EARNINGS	226			9				
2701	REFUND OF PRIOR YEARS EXPENSE	44							
3490	MENTAL HEALTH	1,142,022	1,223,316	1,223,316		1,340,764	109.6	1,340,764	1,340,764
4490	FEDERAL REV MENTAL HEALTHL		40,000	40,000		40,000	100.0	40,000	40,000
TOTAL A4310 REVENUES		2,421,972	2,500,112	2,500,112	438,335	2,854,341	114.2	2,854,341	2,854,341
TOTAL COUNTY COST		2,623	128,178	130,984	597,219	13,681	10.7	13,681	13,681

HEALTH DECEMBER 16, 2015 PAGE 153

A4322 - LIV. CO. NYS ARC

OBJECT CODE	ACCOUNT NAME	EXPENDED/ REVENUE 2 0 1 4	ORIGINAL BUDGET 2 0 1 5	MODIFIED BUDGET 2 0 1 5	DEC31-YTD EXP./REL. 2 0 1 5	DEPARTMENT REQUEST 2 0 1 6	EST TO ORIG % 2016	BUDGET RECOMM. 2 0 1 6	ADOPTED 2 0 1 6
APPROPRIATIONS:									
4190	AGENCY CONTRACTS	42,243	22,416	33,496	16,593	33,496	149.4	33,496	33,496
	TOTAL CONTRACTUAL EXPENSES	42,243	22,416	33,496	16,593	33,496	149.4	33,496	33,496
TOTAL A4322 APPROPRIATIONS		42,243	22,416	33,496	16,593	33,496	149.4	33,496	33,496
REVENUES:									
3490	MENTAL HEALTH	42,244	22,416	33,496		33,496	149.4	33,496	33,496
TOTAL A4322 REVENUES		42,244	22,416	33,496		33,496	149.4	33,496	33,496
TOTAL COUNTY COST		1-			16,593				

HEALTH DECEMBER 16, 2015 PAGE 154

A4323 - DAY TREATMENT PROGRAM

OBJECT CODE	ACCOUNT NAME	EXPENDED/ REVENUE 2014	ORIGINAL BUDGET 2015	MODIFIED BUDGET 2015	DEC31-YTD EXP./REL. 2015	DEPARTMENT REQUEST 2016	EST TO ORIG % 2016	BUDGET RECOMM. 2016	ADOPTED 2016
APPROPRIATIONS:									
4198	GLOW FAMILY SUPPORT	147,271	147,271	147,271	73,635	147,271	100.0	147,271	147,271
	TOTAL CONTRACTUAL EXPENSES	147,271	147,271	147,271	73,635	147,271	100.0	147,271	147,271
TOTAL A4323 APPROPRIATIONS		147,271	147,271	147,271	73,635	147,271	100.0	147,271	147,271
REVENUES:									
3492	GLOW FAMILY SUPPORT	147,271	147,271	147,271		147,271	100.0	147,271	147,271
TOTAL A4323 REVENUES		147,271	147,271	147,271		147,271	100.0	147,271	147,271
TOTAL COUNTY COST					73,635				
TOTAL HEALTH		12,207,795	10,639,488	10,774,976	4,342,685	11,690,419	109.9	11,690,419	11,690,419

TRANSPORTATION DECEMBER 16, 2015 PAGE 155

A5681 - ROCH. REG. TRANS. AUTHORITY

OBJECT CODE	ACCOUNT NAME	EXPENDED/ REVENUE 2014	ORIGINAL BUDGET 2015	MODIFIED BUDGET 2015	DEC31-YTD EXP./REL. 2015	DEPARTMENT REQUEST 2016	EST TO ORIG % 2016	BUDGET RECOMM. 2016	ADOPTED 2016
APPROPRIATIONS:									
4160	CONTRACTUAL EXPENSE	35,024	36,000	36,000	17,512	35,000	97.2	35,000	35,000
	TOTAL CONTRACTUAL EXPENSES	35,024	36,000	36,000	17,512	35,000	97.2	35,000	35,000
TOTAL A5681 APPROPRIATIONS		35,024	36,000	36,000	17,512	35,000	97.2	35,000	35,000
TOTAL COUNTY COST		35,024	36,000	36,000	17,512	35,000	97.2	35,000	35,000
TOTAL TRANSPORTATION		35,024	36,000	36,000	17,512	35,000	97.2	35,000	35,000

SOCIAL SERVICES DECEMBER 16, 2015 PAGE 156

A6010 - SOCIAL SERVICES ADMINISTRATION

OBJECT CODE	ACCOUNT NAME	EXPENDED/ REVENUE 2014	ORIGINAL BUDGET 2015	MODIFIED BUDGET 2015	DEC31-YTD EXP./REL. 2015	DEPARTMENT REQUEST 2016	EST TO ORIG % 2016	BUDGET RECOMM. 2016	ADOPTED 2016
APPROPRIATIONS:									
1000	PERSONAL SERVICES	5,514,910	5,847,700	5,847,700	2,483,411	5,870,500	100.4	5,870,500	5,870,500
1950	TEMPORARY SERVICES	30,461	36,000	36,000	9,820	26,300	73.1	26,300	26,300
1951	OVERTIME	71,648	91,200	91,200	43,276	84,400	92.5	84,400	84,400
	TOTAL PERSONAL SERVICES	5,617,019	5,974,900	5,974,900	2,536,507	5,981,200	100.1	5,981,200	5,981,200
2050	OFFICE MACH, FURNITURE, EQUIP.		4,000	4,000		3,850	96.3	3,850	3,850
2200	D.P., ELECTRONIC, COMM EQUIP.	175	15,500	15,500	3,882	63,000	406.5	63,000	63,000
	TOTAL EQUIPMENT	175	19,500	19,500	3,882	66,850	342.8	66,850	66,850
4020	TRAVEL, TRAINING, DEVELOPMENT	199,204	254,400	254,400	87,368	254,400	100.0	254,400	254,400
4045	MAINTENANCE IN LIEU OF RENT	1,743,692	1,741,125	1,741,125	837,134	1,586,911	91.1	1,586,911	1,586,911
4055	TELEPHONE	81,121	85,000	85,000	27,493	86,100	101.3	86,100	86,100
4060	OFFICE SUPPLIES	28,027	46,000	47,878	12,718	46,000	100.0	46,000	46,000
4070	SERVICE CONTRACTS	47,895	56,000	56,000	48,349	55,930	99.9	55,930	55,930
4075	DATA PROCESSING CHGS/MAINT	209,656	232,400	232,400		252,696	108.7	252,696	252,696
4080	PROFESSIONAL SERVICES	189,699	215,600	215,600	88,075	204,400	94.8	204,400	204,400
4090	INSURANCE	347	400	400	347	400	100.0	400	400
4100	POSTAGE & FREIGHT	46,240	50,000	50,000	22,520	50,000	100.0	50,000	50,000
4124	GASOLINE	14,590	20,000	20,000	2,151	18,000	90.0	18,000	18,000
4127	OUTSIDE REPAIRS	5,836	9,000	9,000	2,578				
4140	EQUIPMENT REPAIR SUPPL. & EXP	200	400	400		400	100.0	400	400
4150	OFFICE EQUIPMENT RENTAL	18,182	20,850	20,850	9,524	20,850	100.0	20,850	20,850
4190	AGENCY CONTRACTS	942,388	1,005,300	1,005,300	326,755	977,799	97.3	977,799	977,799
4200	ADVERTISING FEES OR EXPENSE	3,729	5,150	5,150	1,281	5,150	100.0	5,150	5,150
4332	PHYSICALS - NON-COUNTY EMPLOY.	1,054	1,750	1,750	489	1,750	100.0	1,750	1,750
4353	PATERNITY TESTING	2,842	4,000	4,000	1,487	4,000	100.0	4,000	4,000
	TOTAL CONTRACTUAL EXPENSES	3,534,702	3,747,375	3,749,253	1,468,269	3,564,786	95.1	3,564,786	3,564,786

SOCIAL SERVICES DECEMBER 16, 2015 PAGE 157

A6010 - SOCIAL SERVICES ADMINISTRATION

OBJECT CODE	ACCOUNT NAME	EXPENDED/ REVENUE 2 0 1 4	ORIGINAL BUDGET 2 0 1 5	MODIFIED BUDGET 2 0 1 5	DEC31-YTD EXP./REL. 2 0 1 5	DEPARTMENT REQUEST 2 0 1 6	EST TO ORIG % 2016	BUDGET RECOMM. 2 0 1 6	ADOPTED 2 0 1 6
8100	FICA	411,583	457,080	457,080	185,651	457,562	100.1	457,562	457,562
8200	N.Y.S. RETIREMENT	1,059,183	1,145,958	1,145,958		950,000	82.9	950,000	950,000
8300	HEALTH INSURANCE	1,297,589	1,459,954	1,459,954	646,245	1,468,544	100.6	1,468,544	1,468,544
8311	RETIREE HEALTH INSURANCE	485,586	580,574	580,574	297,701	720,517	124.1	720,517	720,517
8313	DEFERRED COMP MATCH	10,852	15,000	15,000	5,755	13,000	86.7	13,000	13,000
8400	WORKMEN'S COMPENSATION	86,712	101,289	101,289	88,221	111,418	110.0	111,418	111,418
8500	UNEMPLOYMENT	20,662	15,400	15,400	1,909	15,400	100.0	15,400	15,400
	TOTAL EMPLOYEE BENEFITS	3,372,167	3,775,255	3,775,255	1,225,482	3,736,441	99.0	3,736,441	3,736,441
TOTAL A6010 APPROPRIATIONS		12,524,063	13,517,030	13,518,908	5,234,140	13,349,277	98.8	13,349,277	13,349,277
REVENUES:									
1811	INCENTIVE PAYMENT	3,249	1,000	1,000	620	1,000	100.0	1,000	1,000
1812	PREVENTIVE CASE MNGT	123,464	125,770	125,770	40,253	126,000	100.2	126,000	126,000
1813	CHILD SUPPORT COLLECTION FEES	37	1,000	1,000	12	1,000	100.0	1,000	1,000
2701	REFUND OF PRIOR YEARS EXPENSE	4,069							
2770	OTHER, UNCLASSIFIED REVENUE	19,170	7,600	7,600	5,120	7,305	96.1	7,305	7,305
3610	ADMINISTRATION	3,008,501	3,316,572	3,316,572	220,856	3,382,642	102.0	3,382,642	3,382,642
4610	ADMINISTRATION	584,194	6,565,460	6,565,460	18,320-	6,494,673	98.9	6,494,673	6,494,673
4611	FOOD STAMP	703,523			533,481				
4612	CHILD SUPPORT ADMIN	198,199			39,075				
4613	TITLE IV A	123,073			35,236				
TOTAL A6010 REVENUES		4,767,479	10,017,402	10,017,402	856,333	10,012,620	100.0	10,012,620	10,012,620
TOTAL COUNTY COST		7,756,584	3,499,628	3,501,506	4,377,807	3,336,657	95.3	3,336,657	3,336,657

SOCIAL SERVICES DECEMBER 16, 2015 PAGE 158

A6055 - DAY CARE

OBJECT CODE	ACCOUNT NAME	EXPENDED/ REVENUE 2014	ORIGINAL BUDGET 2015	MODIFIED BUDGET 2015	DEC31-YTD EXP./REL. 2015	DEPARTMENT REQUEST 2016	EST TO ORIG % 2016	BUDGET RECOMM. 2016	ADOPTED 2016
APPROPRIATIONS:									
4240	ASSISTANCE PAYMENTS	1,274,684	1,250,000	1,250,000	546,466	1,250,000	100.0	1,250,000	1,250,000
	TOTAL CONTRACTUAL EXPENSES	1,274,684	1,250,000	1,250,000	546,466	1,250,000	100.0	1,250,000	1,250,000
TOTAL A6055 APPROPRIATIONS		1,274,684	1,250,000	1,250,000	546,466	1,250,000	100.0	1,250,000	1,250,000
REVENUES:									
1855	REPAYMENTS DAY CARE				1,335				
2701	REFUND OF PRIOR YEARS EXPENSE				535				
3655	STATE AID, DAY CARE	126,712			35,517				
4655	FEDERAL AID, DAY CARE	1,352,140	1,250,000	1,250,000	330,113	1,250,000	100.0	1,250,000	1,250,000
TOTAL A6055 REVENUES		1,478,852	1,250,000	1,250,000	367,500	1,250,000	100.0	1,250,000	1,250,000
TOTAL COUNTY COST		204,168-			178,966				

SOCIAL SERVICES DECEMBER 16, 2015 PAGE 159

A6070 - SERVICE FOR RECIPIENTS

OBJECT CODE	ACCOUNT NAME	EXPENDED/ REVENUE 2014	ORIGINAL BUDGET 2015	MODIFIED BUDGET 2015	DEC31-YTD EXP./REL. 2015	DEPARTMENT REQUEST 2016	EST TO ORIG % 2016	BUDGET RECOMM. 2016	ADOPTED 2016
APPROPRIATIONS:									
4240	ASSISTANCE PAYMENTS	544,561	567,300	567,300	214,270	553,100	97.5	553,100	553,100
	TOTAL CONTRACTUAL EXPENSES	544,561	567,300	567,300	214,270	553,100	97.5	553,100	553,100
TOTAL A6070 APPROPRIATIONS		544,561	567,300	567,300	214,270	553,100	97.5	553,100	553,100
REVENUES:									
1870	POS REIMBURSEMENT	38,071			27,191				
3670	PURCHASE OF SERVICES		275,141	275,141		138,275	50.3	138,275	138,275
4670	PURCHASE OF SERVICES		138,989	138,989		265,488	191.0	265,488	265,488
TOTAL A6070 REVENUES		38,071	414,130	414,130	27,191	403,763	97.5	403,763	403,763
TOTAL COUNTY COST		506,490	153,170	153,170	187,079	149,337	97.5	149,337	149,337

SOCIAL SERVICES DECEMBER 16, 2015 PAGE 160

A6101 - MEDICAL ASSISTANCE

OBJECT CODE	ACCOUNT NAME	EXPENDED/ REVENUE 2014	ORIGINAL BUDGET 2015	MODIFIED BUDGET 2015	DEC31-YTD EXP./REL. 2015	DEPARTMENT REQUEST 2016	EST TO ORIG % 2016	BUDGET RECOMM. 2016	ADOPTED 2016
APPROPRIATIONS:									
4240	ASSISTANCE PAYMENTS	303,341	100,000	100,000	52,192	5,000	5.0	5,000	5,000
	TOTAL CONTRACTUAL EXPENSES	303,341	100,000	100,000	52,192	5,000	5.0	5,000	5,000
TOTAL A6101 APPROPRIATIONS		303,341	100,000	100,000	52,192	5,000	5.0	5,000	5,000
REVENUES:									
1801	MEDICAL ASSISTANCE	738,400	80,000	80,000	212,738	5,000	6.3	5,000	5,000
2701	REFUND OF PRIOR YEARS EXPENSE	10,646-							
3601	MEDICAL ASSISTANCE	234,905-	18,000	18,000	83,169-				
4601	MEDICAL ASSISTANCE	203,800-	2,000	2,000	69,589-				
4610	ADMINISTRATION	949,002			201,138				
TOTAL A6101 REVENUES		1,238,051	100,000	100,000	261,118	5,000	5.0	5,000	5,000
TOTAL COUNTY COST		934,710-			208,926-				

SOCIAL SERVICES DECEMBER 16, 2015 PAGE 161

A6102 - MEDICAL ASSISTANCE - MMIS

OBJECT CODE	ACCOUNT NAME	EXPENDED/ REVENUE 2014	ORIGINAL BUDGET 2015	MODIFIED BUDGET 2015	DEC31-YTD EXP./REL. 2015	DEPARTMENT REQUEST 2016	EST TO ORIG % 2016	BUDGET RECOMM. 2016	ADOPTED 2016
APPROPRIATIONS:									
4240	ASSISTANCE PAYMENTS	13,034,625	11,758,548	11,758,548	6,126,311	10,758,548	91.5	10,758,548	10,758,548
	TOTAL CONTRACTUAL EXPENSES	13,034,625	11,758,548	11,758,548	6,126,311	10,758,548	91.5	10,758,548	10,758,548
TOTAL A6102 APPROPRIATIONS		13,034,625	11,758,548	11,758,548	6,126,311	10,758,548	91.5	10,758,548	10,758,548
TOTAL COUNTY COST		13,034,625	11,758,548	11,758,548	6,126,311	10,758,548	91.5	10,758,548	10,758,548

SOCIAL SERVICES DECEMBER 16, 2015 PAGE 162

A6109 - FAMILY ASSISTANCE

OBJECT CODE	ACCOUNT NAME	EXPENDED/ REVENUE 2014	ORIGINAL BUDGET 2015	MODIFIED BUDGET 2015	DEC31-YTD EXP./REL. 2015	DEPARTMENT REQUEST 2016	EST TO ORIG % 2016	BUDGET RECOMM. 2016	ADOPTED 2016
APPROPRIATIONS:									
4240	ASSISTANCE PAYMENTS	4,056,366	4,675,400	4,675,400	1,629,837	4,225,000	90.4	4,225,000	4,225,000
	TOTAL CONTRACTUAL EXPENSES	4,056,366	4,675,400	4,675,400	1,629,837	4,225,000	90.4	4,225,000	4,225,000
TOTAL A6109 APPROPRIATIONS		4,056,366	4,675,400	4,675,400	1,629,837	4,225,000	90.4	4,225,000	4,225,000
REVENUES:									
1809	AID TO DEPENDANT CHILDREN	453,641	514,294	514,294	220,177	464,750	90.4	464,750	464,750
2701	REFUND OF PRIOR YEARS EXPENSE	596			1,226				
3609	ADC	1,190	3,413,042	3,413,042	102	676,000	19.8	676,000	676,000
4609	A.D.C.	3,029,721	748,064	748,064	718,944	3,084,250	412.3	3,084,250	3,084,250
4610	ADMINISTRATION	2,057,230			794,868				
TOTAL A6109 REVENUES		5,542,378	4,675,400	4,675,400	1,735,317	4,225,000	90.4	4,225,000	4,225,000
TOTAL COUNTY COST		1,486,012-			105,480-				

SOCIAL SERVICES DECEMBER 16, 2015 PAGE 163

A6119 - CHILD CARE

OBJECT CODE	ACCOUNT NAME	EXPENDED/ REVENUE 2014	ORIGINAL BUDGET 2015	MODIFIED BUDGET 2015	DEC31-YTD EXP./REL. 2015	DEPARTMENT REQUEST 2016	EST TO ORIG % 2016	BUDGET RECOMM. 2016	ADOPTED 2016
APPROPRIATIONS:									
4240	ASSISTANCE PAYMENTS	1,601,913	1,644,400	1,644,400	657,842	1,757,500	106.9	1,757,500	1,757,500
	TOTAL CONTRACTUAL EXPENSES	1,601,913	1,644,400	1,644,400	657,842	1,757,500	106.9	1,757,500	1,757,500
TOTAL A6119 APPROPRIATIONS		1,601,913	1,644,400	1,644,400	657,842	1,757,500	106.9	1,757,500	1,757,500
REVENUES:									
1819	CHILD CARE	46,931	82,220	82,220	23,272	70,300	85.5	70,300	70,300
3619	CHILD CARE	309,710	608,428	608,428	108,005	755,725	124.2	755,725	755,725
3661	FAMILY & CHILDRENS BLOCK GRANT	1,249,285							
4610	ADMINISTRATION	752,635			81,689				
4619	CHILD CARE	663,069	707,092	707,092	34,622	650,275	92.0	650,275	650,275
TOTAL A6119 REVENUES		3,021,630	1,397,740	1,397,740	247,588	1,476,300	105.6	1,476,300	1,476,300
TOTAL COUNTY COST		1,419,717-	246,660	246,660	410,254	281,200	114.0	281,200	281,200

SOCIAL SERVICES DECEMBER 16, 2015 PAGE 164

A6120 - INSTITUTIONAL CARE PHC

OBJECT CODE	ACCOUNT NAME	EXPENDED/ REVENUE 2014	ORIGINAL BUDGET 2015	MODIFIED BUDGET 2015	DEC31-YTD EXP./REL. 2015	DEPARTMENT REQUEST 2016	EST TO ORIG % 2016	BUDGET RECOMM. 2016	ADOPTED 2016
APPROPRIATIONS:									
4240	ASSISTANCE PAYMENTS	95,806	225,000	225,000	53,994	225,000	100.0	225,000	225,000
	TOTAL CONTRACTUAL EXPENSES	95,806	225,000	225,000	53,994	225,000	100.0	225,000	225,000
TOTAL A6120 APPROPRIATIONS		95,806	225,000	225,000	53,994	225,000	100.0	225,000	225,000
REVENUES:									
1820	INSTITUTIONAL CARE PHC		33,750	33,750		33,750	100.0	33,750	33,750
2701	REFUND OF PRIOR YEARS EXPENSE	39,219	78,750	78,750		72,000	91.4	72,000	72,000
TOTAL A6120 REVENUES		39,219	112,500	112,500		105,750	94.0	105,750	105,750
TOTAL COUNTY COST		56,587	112,500	112,500	53,994	119,250	106.0	119,250	119,250

SOCIAL SERVICES DECEMBER 16, 2015 PAGE 165

A6123 - JUVENILE DELINQUENT CARE

OBJECT CODE	ACCOUNT NAME	EXPENDED/ REVENUE 2014	ORIGINAL BUDGET 2015	MODIFIED BUDGET 2015	DEC31-YTD EXP./REL. 2015	DEPARTMENT REQUEST 2016	EST TO ORIG % 2016	BUDGET RECOMM. 2016	ADOPTED 2016
APPROPRIATIONS:									
4240	ASSISTANCE PAYMENTS	34,232	200,000	200,000	17,040	175,000	87.5	175,000	175,000
	TOTAL CONTRACTUAL EXPENSES	34,232	200,000	200,000	17,040	175,000	87.5	175,000	175,000
TOTAL A6123 APPROPRIATIONS		34,232	200,000	200,000	17,040	175,000	87.5	175,000	175,000
REVENUES:									
3623	JUVENILE DELINQUENT CARE		100,000	100,000		87,500	87.5	87,500	87,500
TOTAL A6123 REVENUES			100,000	100,000		87,500	87.5	87,500	87,500
TOTAL COUNTY COST		34,232	100,000	100,000	17,040	87,500	87.5	87,500	87,500

SOCIAL SERVICES DECEMBER 16, 2015 PAGE 166

A6129 - STATE TRAINING SCHOOL

OBJECT CODE	ACCOUNT NAME	EXPENDED/ REVENUE 2014	ORIGINAL BUDGET 2015	MODIFIED BUDGET 2015	DEC31-YTD EXP./REL. 2015	DEPARTMENT REQUEST 2016	EST TO ORIG % 2016	BUDGET RECOMM. 2016	ADOPTED 2016
APPROPRIATIONS:									
4240	ASSISTANCE PAYMENTS	5,000	50,000	50,000		50,000	100.0	50,000	50,000
	TOTAL CONTRACTUAL EXPENSES	5,000	50,000	50,000		50,000	100.0	50,000	50,000
TOTAL A6129 APPROPRIATIONS		5,000	50,000	50,000		50,000	100.0	50,000	50,000
TOTAL COUNTY COST		5,000	50,000	50,000		50,000	100.0	50,000	50,000

SOCIAL SERVICES DECEMBER 16, 2015 PAGE 167

A6140 - HOME RELIEF

OBJECT CODE	ACCOUNT NAME	EXPENDED/ REVENUE 2014	ORIGINAL BUDGET 2015	MODIFIED BUDGET 2015	DEC31-YTD EXP./REL. 2015	DEPARTMENT REQUEST 2016	EST TO ORIG % 2016	BUDGET RECOMM. 2016	ADOPTED 2016
APPROPRIATIONS:									
4240	ASSISTANCE PAYMENTS	2,852,797	3,170,000	3,170,000	1,448,923	3,170,000	100.0	3,170,000	3,170,000
	TOTAL CONTRACTUAL EXPENSES	2,852,797	3,170,000	3,170,000	1,448,923	3,170,000	100.0	3,170,000	3,170,000
TOTAL A6140 APPROPRIATIONS		2,852,797	3,170,000	3,170,000	1,448,923	3,170,000	100.0	3,170,000	3,170,000
REVENUES:									
1840	HOME RELIEF	159,766	126,800	126,800	104,553	126,800	100.0	126,800	126,800
2701	REFUND OF PRIOR YEARS EXPENSE	7,003			1,304				
3640	HOME RELIEF	757,668	760,800	760,800	188,285	760,800	100.0	760,800	760,800
TOTAL A6140 REVENUES		924,437	887,600	887,600	294,142	887,600	100.0	887,600	887,600
TOTAL COUNTY COST		1,928,360	2,282,400	2,282,400	1,154,781	2,282,400	100.0	2,282,400	2,282,400

SOCIAL SERVICES DECEMBER 16, 2015 PAGE 168

A6141 - SOCIAL SERVICES - H.E.A.P.

OBJECT CODE	ACCOUNT NAME	EXPENDED/ REVENUE 2014	ORIGINAL BUDGET 2015	MODIFIED BUDGET 2015	DEC31-YTD EXP./REL. 2015	DEPARTMENT REQUEST 2016	EST TO ORIG % 2016	BUDGET RECOMM. 2016	ADOPTED 2016
APPROPRIATIONS:									
4240	ASSISTANCE PAYMENTS	86,761-	5,000	5,000	32,056-	5,000	100.0	5,000	5,000
	TOTAL CONTRACTUAL EXPENSES	86,761-	5,000	5,000	32,056-	5,000	100.0	5,000	5,000
TOTAL A6141 APPROPRIATIONS		86,761-	5,000	5,000	32,056-	5,000	100.0	5,000	5,000
REVENUES:									
4641	H.E.A.P.	102,789	5,000	5,000	39,332	5,000	100.0	5,000	5,000
TOTAL A6141 REVENUES		102,789	5,000	5,000	39,332	5,000	100.0	5,000	5,000
TOTAL COUNTY COST		189,550-			71,388-				

SOCIAL SERVICES DECEMBER 16, 2015 PAGE 169

A6142 - EMERGENCY AID TO ADULTS

OBJECT CODE	ACCOUNT NAME	EXPENDED/ REVENUE 2014	ORIGINAL BUDGET 2015	MODIFIED BUDGET 2015	DEC31-YTD EXP./REL. 2015	DEPARTMENT REQUEST 2016	EST TO ORIG % 2016	BUDGET RECOMM. 2016	ADOPTED 2016
APPROPRIATIONS:									
4240	ASSISTANCE PAYMENTS	113,592	150,000	150,000	43,490	150,000	100.0	150,000	150,000
	TOTAL CONTRACTUAL EXPENSES	113,592	150,000	150,000	43,490	150,000	100.0	150,000	150,000
TOTAL A6142 APPROPRIATIONS		113,592	150,000	150,000	43,490	150,000	100.0	150,000	150,000
REVENUES:									
3642	EMERGENCY AID TO ADULTS		75,000	75,000		75,000	100.0	75,000	75,000
TOTAL A6142 REVENUES			75,000	75,000		75,000	100.0	75,000	75,000
TOTAL COUNTY COST		113,592	75,000	75,000	43,490	75,000	100.0	75,000	75,000
TOTAL SOCIAL SERVICES		36,354,219	37,312,678	37,314,556	15,992,449	35,673,425	95.6	35,673,425	35,673,425

ECONOMIC OPPORTUNITY DECEMBER 16, 2015 PAGE 170

A6290 - JOB SEARCH

OBJECT CODE	ACCOUNT NAME	EXPENDED/ REVENUE 2014	ORIGINAL BUDGET 2015	MODIFIED BUDGET 2015	DEC31-YTD EXP./REL. 2015	DEPARTMENT REQUEST 2016	EST TO ORIG % 2016	BUDGET RECOMM. 2016	ADOPTED 2016
APPROPRIATIONS:									
1000	PERSONAL SERVICES	85,987	98,400	98,400	43,638	90,750	92.2	90,750	90,750
1950	TEMPORARY SERVICES	2,463			9,369	20,000		20,000	20,000
1951	OVERTIME	11							
	TOTAL PERSONAL SERVICES	88,461	98,400	98,400	53,007	110,750	112.6	110,750	110,750
2200	D.P., ELECTRONIC, COMM EQUIP.	459							
	TOTAL EQUIPMENT	459							
4020	TRAVEL, TRAINING, DEVELOPMENT	1,293	500	500	520	1,000	200.0	1,000	1,000
4045	MAINTENANCE IN LIEU OF RENT	3,582	3,000	3,000	2,525	3,000	100.0	3,000	3,000
4055	TELEPHONE	797	500	500	571	1,000	200.0	1,000	1,000
4060	OFFICE SUPPLIES	1,692	500	500	805	1,000	200.0	1,000	1,000
4075	DATA PROCESSING CHGS/MAINT	3,098	1,000	1,000		1,000	100.0	1,000	1,000
4076	COPIER DEPT CHARGES	1,057	1,500	1,500	499	1,500	100.0	1,500	1,500
4100	POSTAGE & FREIGHT	306	200	200	206	250	125.0	250	250
4450	FOOD	4							
	TOTAL CONTRACTUAL EXPENSES	11,829	7,200	7,200	5,126	8,750	121.5	8,750	8,750
8100	FICA	6,238	7,500	7,500	3,801	7,000	93.3	7,000	7,000
8200	N.Y.S. RETIREMENT	11,692	17,400	17,400		19,000	109.2	19,000	19,000
8300	HEALTH INSURANCE	24,166	33,200	33,200	12,824	29,000	87.3	29,000	29,000
8313	DEFERRED COMP MATCH	417	250	250	219				
8400	WORKMEN'S COMPENSATION	959	1,300	1,300	1,508	1,500	115.4	1,500	1,500
	TOTAL EMPLOYEE BENEFITS	43,472	59,650	59,650	18,352	56,500	94.7	56,500	56,500
TOTAL A6290 APPROPRIATIONS		144,221	165,250	165,250	76,485	176,000	106.5	176,000	176,000
REVENUES:									

ECONOMIC OPPORTUNITY DECEMBER 16, 2015 PAGE 171

A6290 - JOB SEARCH

OBJECT CODE	ACCOUNT NAME	EXPENDED/ REVENUE 2014	ORIGINAL BUDGET 2015	MODIFIED BUDGET 2015	DEC31-YTD EXP./REL. 2015	DEPARTMENT REQUEST 2016	EST TO ORIG % 2016	BUDGET RECOMM. 2016	ADOPTED 2016
2791	DSS JOB SEARCH GRANTS	144,000	165,250	165,250	39,023	176,000	106.5	176,000	176,000
TOTAL A6290 REVENUES		144,000	165,250	165,250	39,023	176,000	106.5	176,000	176,000
TOTAL COUNTY COST		221			37,462				

L I V I N G S T O N C O U N T Y B U D G E T

ECONOMIC OPPORTUNITY DECEMBER 16, 2015

A6310 - WEATHERIZATION

OBJECT CODE	ACCOUNT NAME	EXPENDED/ REVENUE 2014	ORIGINAL BUDGET 2015	MODIFIED BUDGET 2015	DEC31-YTD EXP./REL. 2015	DEPARTMENT REQUEST 2016	EST TO ORIG % 2016	BUDGET RECOMM. 2016	ADOPTED 2016
APPROPRIATIONS:									
	TOTAL PERSONAL SERVICES								
	TOTAL EQUIPMENT								
	TOTAL CONTRACTUAL EXPENSES								
8200	N.Y.S. RETIREMENT	6,028							
8400	WORKMEN'S COMPENSATION	1,990							
	TOTAL EMPLOYEE BENEFITS	8,018							
TOTAL A6310 APPROPRIATIONS		8,018							
REVENUES:									
TOTAL A6310 REVENUES									
TOTAL COUNTY COST		8,018							

ECONOMIC OPPORTUNITY DECEMBER 16, 2015

A6311 - HOUSING

OBJECT CODE	ACCOUNT NAME	EXPENDED/ REVENUE 2 0 1 4	ORIGINAL BUDGET 2 0 1 5	MODIFIED BUDGET 2 0 1 5	DEC31-YTD EXP./REL. 2 0 1 5	DEPARTMENT REQUEST 2 0 1 6	EST TO ORIG % 2016	BUDGET RECOMM. 2 0 1 6	ADOPTED 2 0 1 6
APPROPRIATIONS:									
1000	PERSONAL SERVICES	139,862	144,242	144,242	65,110	148,718	103.1	148,718	148,718
1951	OVERTIME	885	2,000	2,000	126	2,000	100.0	2,000	2,000
	TOTAL PERSONAL SERVICES	140,747	146,242	146,242	65,236	150,718	103.1	150,718	150,718
4020	TRAVEL, TRAINING, DEVELOPMENT	3,528	8,000	8,000	2,230	8,000	100.0	8,000	8,000
4025	CONFERENCES AND SEMINARS		1,000	1,000		1,000	100.0	1,000	1,000
4040	BUILDING RENT & REAL PROPERTY	41,688	47,205	47,205	16,223	22,690	48.1	22,690	22,690
4055	TELEPHONE	1,864	1,800	1,800	634	2,200	122.2	2,200	2,200
4060	OFFICE SUPPLIES		5,500	5,500		5,500	100.0	5,500	5,500
4075	DATA PROCESSING CHGS/MAINT	11,141	12,500	12,500		14,057	112.5	14,057	14,057
4080	PROFESSIONAL SERVICES		2,000	2,000		2,000	100.0	2,000	2,000
4100	POSTAGE & FREIGHT	4,161	4,700	4,700	1,587	4,700	100.0	4,700	4,700
4200	ADVERTISING FEES OR EXPENSE		1,000	1,000		1,000	100.0	1,000	1,000
	TOTAL CONTRACTUAL EXPENSES	62,382	83,705	83,705	20,674	61,147	73.1	61,147	61,147
8100	FICA	10,372	11,035	11,035	4,790	11,380	103.1	11,380	11,380
8200	N.Y.S. RETIREMENT	26,134	25,570	25,570		27,576	107.8	27,576	27,576
8300	HEALTH INSURANCE	31,369	34,703	34,703	16,510	37,177	107.1	37,177	37,177
8400	WORKMEN'S COMPENSATION		3,389	3,389	2,159	3,728	110.0	3,728	3,728
8500	UNEMPLOYMENT		100	100		100	100.0	100	100
	TOTAL EMPLOYEE BENEFITS	67,875	74,797	74,797	23,459	79,961	106.9	79,961	79,961
TOTAL A6311 APPROPRIATIONS		271,004	304,744	304,744	109,369	291,826	95.8	291,826	291,826
REVENUES:									
4752	PORTABILITY/FRAUD	360-							
4789	OTHER FED ECON OPP & ASSIS	270,249	306,041	306,041	92,251	290,769	95.0	290,769	290,769
TOTAL A6311 REVENUES		269,889	306,041	306,041	92,251	290,769	95.0	290,769	290,769

L I V I N G S T O N C O U N T Y B U D G E T

ECONOMIC OPPORTUNITY DECEMBER 16, 2015 PAGE 174

A6311 - HOUSING

OBJECT CODE	ACCOUNT NAME	EXPENDED/ REVENUE 2014	ORIGINAL BUDGET 2015	MODIFIED BUDGET 2015	DEC31-YTD EXP./REL. 2015	DEPARTMENT REQUEST 2016	EST TO ORIG % 2016	BUDGET RECOMM. 2016	ADOPTED 2016
TOTAL COUNTY COST		1,115	1,297-	1,297-	17,118	1,057	81.5-	1,057	1,057

ECONOMIC OPPORTUNITY DECEMBER 16, 2015 PAGE 175

A6312 - FPIG

OBJECT CODE	ACCOUNT NAME	EXPENDED/ REVENUE 2014	ORIGINAL BUDGET 2015	MODIFIED BUDGET 2015	DEC31-YTD EXP./REL. 2015	DEPARTMENT REQUEST 2016	EST TO ORIG % 2016	BUDGET RECOMM. 2016	ADOPTED 2016
APPROPRIATIONS:									
4190	AGENCY CONTRACTS		2,287,152	2,287,152	2,287,152				
	TOTAL CONTRACTUAL EXPENSES		2,287,152	2,287,152	2,287,152				
TOTAL A6312 APPROPRIATIONS			2,287,152	2,287,152	2,287,152				
REVENUES:									
3789	STATE OTHER ECON OPP & DEV		2,287,152	2,287,152	2,287,152				
TOTAL A6312 REVENUES			2,287,152	2,287,152	2,287,152				
TOTAL COUNTY COST									

ECONOMIC OPPORTUNITY DECEMBER 16, 2015

A6313 - COMMUNITY SERIVICE BLOCK GRANT

OBJECT CODE	ACCOUNT NAME	EXPENDED/ REVENUE 2 0 1 4	ORIGINAL BUDGET 2 0 1 5	MODIFIED BUDGET 2 0 1 5	DEC31-YTD EXP./REL. 2 0 1 5	DEPARTMENT REQUEST 2 0 1 6	EST TO ORIG % 2016	BUDGET RECOMM. 2 0 1 6	ADOPTED 2 0 1 6
APPROPRIATIONS:									
1000	PERSONAL SERVICES	34,395	29,500	29,500	14,875	29,500	100.0	29,500	29,500
1950	TEMPORARY SERVICES	761			360	422		422	422
	TOTAL PERSONAL SERVICES	35,156	29,500	29,500	15,235	29,922	101.4	29,922	29,922
2200	D.P., ELECTRONIC, COMM EQUIP.	172	500	500		500	100.0	500	500
	TOTAL EQUIPMENT	172	500	500		500	100.0	500	500
4020	TRAVEL, TRAINING, DEVELOPMENT	918			108	500		500	500
4045	MAINTENANCE IN LIEU OF RE	779			605				
4055	TELEPHONE	355	150	150	165	150	100.0	150	150
4060	OFFICE SUPPLIES	536	50	50	91	50	100.0	50	50
4075	DATA PROCESSING CHGS/MAINT	980	1,000	1,000		1,000	100.0	1,000	1,000
4076	COPIER DEPT CHARGES	52	1,000	1,000		1,000	100.0	1,000	1,000
4100	POSTAGE & FREIGHT	18							
4160	CONTRACTUAL EXPENSE	56,521	132,146	132,146	33,209	132,146	100.0	132,146	132,146
4190	AGENCY CONTRACTS	74,766			24,838	5,000		5,000	5,000
4450	FOOD	6							
4531	TRAINING FACILITIES COST	49,000	40,453	40,453	15,000	36,453	90.1	36,453	36,453
4533	PARTICIPANT TRAINING SUPPLIES	4,275							
	TOTAL CONTRACTUAL EXPENSES	188,206	174,799	174,799	74,016	176,299	100.9	176,299	176,299
8100	FICA	2,700	2,200	2,200	1,160	2,200	100.0	2,200	2,200
8200	N.Y.S. RETIREMENT	6,476	5,700	5,700		5,700	100.0	5,700	5,700
8300	HEALTH INSURANCE	867	1,250	1,250	162	1,250	100.0	1,250	1,250
8313	DEFERRED COMP MATCH	358			151				
8400	WORKMEN'S COMPENSATION	420	350	350	589	350	100.0	350	350
	TOTAL EMPLOYEE BENEFITS	10,821	9,500	9,500	2,062	9,500	100.0	9,500	9,500
TOTAL A6313 APPROPRIATIONS		234,355	214,299	214,299	91,313	216,221	100.9	216,221	216,221

ECONOMIC OPPORTUNITY DECEMBER 16, 2015

A6313 - COMMUNITY SERIVICE BLOCK GRANT

OBJECT CODE	ACCOUNT NAME	EXPENDED/ REVENUE 2014	ORIGINAL BUDGET 2015	MODIFIED BUDGET 2015	DEC31-YTD EXP./REL. 2015	DEPARTMENT REQUEST 2016	EST TO ORIG % 2016	BUDGET RECOMM. 2016	ADOPTED 2016
REVENUES:									
4789	OTHER FED ECON OPP & ASSIS	331,261	214,299	214,299	107,150	216,221	100.9	216,221	216,221
TOTAL A6313 REVENUES		331,261	214,299	214,299	107,150	216,221	100.9	216,221	216,221
TOTAL COUNTY COST		96,906-			15,837-				

ECONOMIC OPPORTUNITY DECEMBER 16, 2015 PAGE 178

A6314 - WEATHERIZATION - ARRA

OBJECT CODE	ACCOUNT NAME	EXPENDED/ REVENUE 2014	ORIGINAL BUDGET 2015	MODIFIED BUDGET 2015	DEC31-YTD EXP./REL. 2015	DEPARTMENT REQUEST 2016	EST TO ORIG % 2016	BUDGET RECOMM. 2016	ADOPTED 2016
APPROPRIATIONS:									
	TOTAL PERSONAL SERVICES								
	TOTAL EQUIPMENT								
	TOTAL CONTRACTUAL EXPENSES								
	TOTAL EMPLOYEE BENEFITS								
TOTAL A6314 APPROPRIATIONS									
REVENUES:									
TOTAL A6314 REVENUES									
TOTAL COUNTY COST									

L I V I N G S T O N C O U N T Y B U D G E T

ECONOMIC OPPORTUNITY DECEMBER 16, 2015 PAGE 179

A6315 - AQUATIC WEED CONTROL

OBJECT CODE	ACCOUNT NAME	EXPENDED/ REVENUE 2 0 1 4	ORIGINAL BUDGET 2 0 1 5	MODIFIED BUDGET 2 0 1 5	DEC31-YTD EXP./REL. 2 0 1 5	DEPARTMENT REQUEST 2 0 1 6	EST TO ORIG % 2016	BUDGET RECOMM. 2 0 1 6	ADOPTED 2 0 1 6
APPROPRIATIONS:									
4020	TRAVEL, TRAINING, DEVELOPMENT	9,669	12,000	12,000	2,781	11,195	93.3	11,195	11,195
4080	PROFESSIONAL SERVICES	26,161	30,000	30,000	7,331	30,000	100.0	30,000	30,000
4160	CONTRACTUAL EXPENSE	906	4,000	4,000		1,300	32.5	1,300	1,300
4192	AGCY CONTRACT LIV CO S & W	12,500	25,000	25,000	12,500	27,500	110.0	27,500	27,500
4193	AGENCY CONTRACT SUNY RF	9,000	24,500	24,500	8,927	35,400	144.5	35,400	35,400
4410	PAYMENTS TO OTHER GOVERNMENTS		5,000	5,000		1,700	34.0	1,700	1,700
	TOTAL CONTRACTUAL EXPENSES	58,236	100,500	100,500	31,539	107,095	106.6	107,095	107,095
TOTAL A6315 APPROPRIATIONS		58,236	100,500	100,500	31,539	107,095	106.6	107,095	107,095
REVENUES:									
3912	AQUATIC WEED CONTROL	58,236	100,500	100,500	31,540	107,095	106.6	107,095	107,095
TOTAL A6315 REVENUES		58,236	100,500	100,500	31,540	107,095	106.6	107,095	107,095
TOTAL COUNTY COST					1-				

ECONOMIC OPPORTUNITY DECEMBER 16, 2015 PAGE 180

A6321 - PSAP GRANT 2013

OBJECT CODE	ACCOUNT NAME	EXPENDED/ REVENUE 2014	ORIGINAL BUDGET 2015	MODIFIED BUDGET 2015	DEC31-YTD EXP./REL. 2015	DEPARTMENT REQUEST 2016	EST TO ORIG % 2016	BUDGET RECOMM. 2016	ADOPTED 2016
APPROPRIATIONS:									
2200	D.P., ELECTRONIC, COMM EQUIP.			240,000		240,000		240,000	240,000
	TOTAL EQUIPMENT			240,000		240,000		240,000	240,000
4080	PROFESSIONAL SERVICES			65,767	17,960	47,807		47,807	47,807
	TOTAL CONTRACTUAL EXPENSES			65,767	17,960	47,807		47,807	47,807
TOTAL A6321 APPROPRIATIONS				305,767	17,960	287,807		287,807	287,807
REVENUES:									
3395	HOMELAND DEFENSE GRANT			305,767	15,740	287,807		287,807	287,807
TOTAL A6321 REVENUES				305,767	15,740	287,807		287,807	287,807
TOTAL COUNTY COST					2,220				

ECONOMIC OPPORTUNITY DECEMBER 16, 2015 PAGE 181

A6322 - PSAP 2013-2014

OBJECT CODE	ACCOUNT NAME	EXPENDED/ REVENUE 2014	ORIGINAL BUDGET 2015	MODIFIED BUDGET 2015	DEC31-YTD EXP./REL. 2015	DEPARTMENT REQUEST 2016	EST TO ORIG % 2016	BUDGET RECOMM. 2016	ADOPTED 2016
APPROPRIATIONS:									
2200	D.P., ELECTRONIC, COMM EQUIP.			89,253	89,252				
	TOTAL EQUIPMENT			89,253	89,252				
TOTAL A6322 APPROPRIATIONS				89,253	89,252				
REVENUES:									
3395	HOMELAND DEFENSE GRANT			89,253	89,252				
TOTAL A6322 REVENUES				89,253	89,252				
TOTAL COUNTY COST									
TOTAL ECONOMIC OPPORTUNITY		715,834	3,071,945	3,466,965	2,703,070	1,078,949	35.1	1,078,949	1,078,949

ECONOMIC DEVELOPMENT DECEMBER 16, 2015 PAGE 182

A6411 - TOURISM

OBJECT CODE	ACCOUNT NAME	EXPENDED/ REVENUE 2 0 1 4	ORIGINAL BUDGET 2 0 1 5	MODIFIED BUDGET 2 0 1 5	DEC31-YTD EXP./REL. 2 0 1 5	DEPARTMENT REQUEST 2 0 1 6	EST TO ORIG % 2016	BUDGET RECOMM. 2 0 1 6	ADOPTED 2 0 1 6
APPROPRIATIONS:									
4160	CONTRACTUAL EXPENSE	147,238	150,000	150,000	123,647	160,000	106.7	160,000	160,000
	TOTAL CONTRACTUAL EXPENSES	147,238	150,000	150,000	123,647	160,000	106.7	160,000	160,000
TOTAL A6411 APPROPRIATIONS		147,238	150,000	150,000	123,647	160,000	106.7	160,000	160,000
REVENUES:									
1113	HOTEL ROOM OCCUPANCY TAX	165,264	150,000	150,000	21,576	160,000	106.7	160,000	160,000
TOTAL A6411 REVENUES		165,264	150,000	150,000	21,576	160,000	106.7	160,000	160,000
TOTAL COUNTY COST		18,026-			102,071				
TOTAL ECONOMIC DEVELOPMENT		147,238	150,000	150,000	123,647	160,000	106.7	160,000	160,000

VETERANS SERVICES DECEMBER 16, 2015 PAGE 183

A6510 - VETERANS

OBJECT CODE	ACCOUNT NAME	EXPENDED/ REVENUE 2 0 1 4	ORIGINAL BUDGET 2 0 1 5	MODIFIED BUDGET 2 0 1 5	DEC31-YTD EXP./REL. 2 0 1 5	DEPARTMENT REQUEST 2 0 1 6	EST TO ORIG % 2016	BUDGET RECOMM. 2 0 1 6	ADOPTED 2 0 1 6
APPROPRIATIONS:									
1000	PERSONAL SERVICES	40,799	41,616	41,616	18,659	42,873	103.0	42,873	42,873
1950	TEMPORARY SERVICES	13,808	28,349	28,349	5,858	30,000	105.8	30,000	30,000
	TOTAL PERSONAL SERVICES	54,607	69,965	69,965	24,517	72,873	104.2	72,873	72,873
2050	OFFICE MACH, FURNITURE, EQUIP.	1,089	6,600	6,600	700	6,600	100.0	6,600	6,600
	TOTAL EQUIPMENT	1,089	6,600	6,600	700	6,600	100.0	6,600	6,600
4010	CONFIDENTIAL EXPENSE		3,000	3,000		3,000	100.0	3,000	3,000
4020	TRAVEL, TRAINING, DEVELOPMENT	7,549	8,500	8,500	2,198	8,500	100.0	8,500	8,500
4045	MAINTENANCE IN LIEU OF RENT	10,520	10,729	10,729	2,682	10,728	100.0	10,728	10,728
4055	TELEPHONE	1,259	1,320	1,320	700	1,320	100.0	1,320	1,320
4060	OFFICE SUPPLIES	1,087	1,000	1,000	713	1,000	100.0	1,000	1,000
4070	SERVICE CONTRACTS	392	1,800	1,800	286	1,800	100.0	1,800	1,800
4075	DATA PROCESSING CHGS/MAIN	4,667	6,030	6,030		6,668	110.6	6,668	6,668
4080	PROFESSIONAL SERVICES		598	598		598	100.0	598	598
4100	POSTAGE & FREIGHT	536	700	700	175	700	100.0	700	700
	TOTAL CONTRACTUAL EXPENSES	26,010	33,677	33,677	6,754	34,314	101.9	34,314	34,314
8100	FICA	4,177	3,971	3,971	1,875	7,788	196.1	7,788	7,788
8200	N.Y.S. RETIREMENT	2,514	960	960		960	100.0	960	960
8500	UNEMPLOYMENT		360	360		360	100.0	360	360
	TOTAL EMPLOYEE BENEFITS	6,691	5,291	5,291	1,875	9,108	172.1	9,108	9,108
TOTAL A6510 APPROPRIATIONS		88,397	115,533	115,533	33,846	122,895	106.4	122,895	122,895
REVENUES:									
1588	DSS REIMBURSEMENT	21,465	15,000	15,000	1,586	15,000	100.0	15,000	15,000

VETERANS SERVICES DECEMBER 16, 2015 PAGE 184

A6510 - VETERANS

OBJECT CODE	ACCOUNT NAME	EXPENDED/ REVENUE 2014	ORIGINAL BUDGET 2015	MODIFIED BUDGET 2015	DEC31-YTD EXP./REL. 2015	DEPARTMENT REQUEST 2016	EST TO ORIG % 2016	BUDGET RECOMM. 2016	ADOPTED 2016
3710	VETERANS	8,529	8,529	8,529		8,529	100.0	8,529	8,529
TOTAL A6510 REVENUES		29,994	23,529	23,529	1,586	23,529	100.0	23,529	23,529
TOTAL COUNTY COST		58,403	92,004	92,004	32,260	99,366	108.0	99,366	99,366
TOTAL VETERANS SERVICES		88,397	115,533	115,533	33,846	122,895	106.4	122,895	122,895

CONSUMER AFFAIRS DECEMBER 16, 2015 PAGE 185

A6610 - CONSUMER AFFAIRS

OBJECT CODE	ACCOUNT NAME	EXPENDED/ REVENUE 2014	ORIGINAL BUDGET 2015	MODIFIED BUDGET 2015	DEC31-YTD EXP./REL. 2015	DEPARTMENT REQUEST 2016	EST TO ORIG % 2016	BUDGET RECOMM. 2016	ADOPTED 2016
APPROPRIATIONS:									
1000	PERSONAL SERVICES	409	3,250	3,250	308	488	15.0	488	488
	TOTAL PERSONAL SERVICES	409	3,250	3,250	308	488	15.0	488	488
4055	TELEPHONE	90	150	150	30	150	100.0	150	150
4060	OFFICE SUPPLIES		400	400		400	100.0	400	400
4075	DATA PROCESSING CHGS/MAIN	414	363	363					
4100	POSTAGE & FREIGHT		100	100		100	100.0	100	100
4360	SAFETY EXPENSES		25	25		25	100.0	25	25
4410	PAYMENTS TO OTHER GOVERNMENTS	59,731	63,100	63,100	29,229	65,600	104.0	65,600	65,600
	TOTAL CONTRACTUAL EXPENSES	60,235	64,138	64,138	29,259	66,275	103.3	66,275	66,275
8100	FICA	30	249	249	22	37	14.9	37	37
8200	N.Y.S. RETIREMENT		704	704		106	15.1	106	106
8300	HEALTH INSURANCE		1,000	1,000		43	4.3	43	43
8400	WORKMEN'S COMPENSATION	45	70	70	47	10	14.3	10	10
	TOTAL EMPLOYEE BENEFITS	75	2,023	2,023	69	196	9.7	196	196
TOTAL A6610 APPROPRIATIONS		60,719	69,411	69,411	29,636	66,959	96.5	66,959	66,959
TOTAL COUNTY COST		60,719	69,411	69,411	29,636	66,959	96.5	66,959	66,959
TOTAL CONSUMER AFFAIRS		60,719	69,411	69,411	29,636	66,959	96.5	66,959	66,959

PROGRAM FOR THE AGING DECEMBER 16, 2015 PAGE 186

A6773 - OFFICE OF AGING TITLE IIIB

OBJECT CODE	ACCOUNT NAME	EXPENDED/ REVENUE 2 0 1 4	ORIGINAL BUDGET 2 0 1 5	MODIFIED BUDGET 2 0 1 5	DEC31-YTD EXP./REL. 2 0 1 5	DEPARTMENT REQUEST 2 0 1 6	EST TO ORIG % 2016	BUDGET RECOMM. 2 0 1 6	ADOPTED 2 0 1 6
APPROPRIATIONS:									
1000	PERSONAL SERVICES	93,955	108,325	108,325	42,209	110,872	102.4	110,872	110,872
1950	TEMPORARY SERVICES	29,878	35,437	35,437	18,593	26,120	73.7	26,120	26,120
1951	OVERTIME				142				
	TOTAL PERSONAL SERVICES	123,833	143,762	143,762	60,944	136,992	95.3	136,992	136,992
2050	OFFICE MACH, FURNITURE, E					4,460		4,460	4,460
	TOTAL EQUIPMENT					4,460		4,460	4,460
4020	TRAVEL, TRAINING, DEVELOPMENT	5,205	4,090	4,090	2,221	4,090	100.0	4,090	4,090
4025	CONFERENCES AND SEMINARS	2,097	2,500	2,500	1,212	2,500	100.0	2,500	2,500
4045	MAINTENANCE IN LIEU OF RENT	37,795	32,266	32,266	15,837	34,109	105.7	34,109	34,109
4055	TELEPHONE	3,082	4,160	4,160	1,570	4,160	100.0	4,160	4,160
4060	OFFICE SUPPLIES	4,760	3,942	3,942	3,782	2,267	57.5	2,267	2,267
4070	SERVICE CONTRACTS	1,050	950	950	342	1,175	123.7	1,175	1,175
4075	DATA PROCESSING CHGS/MAINT	3,955	5,051	6,763	1,712	4,450	88.1	4,450	4,450
4100	POSTAGE & FREIGHT	500	500	500	228	500	100.0	500	500
4190	AGENCY CONTRACTS	8,191	8,191	8,191	3,045	11,191	136.6	11,191	11,191
4200	ADVERTISING FEES OR EXPENSE	6,263	3,500	3,500	3,713	5,400	154.3	5,400	5,400
4450	FOOD				164				
	TOTAL CONTRACTUAL EXPENSES	72,898	65,150	66,862	33,826	69,842	107.2	69,842	69,842
8100	FICA	9,192	10,998	10,998	4,386	10,480	95.3	10,480	10,480
8200	N.Y.S. RETIREMENT	38,442	36,493	36,493		35,676	97.8	35,676	35,676
8300	HEALTH INSURANCE	38,232	36,460	36,460	16,028	37,180	102.0	37,180	37,180
8400	WORKMEN'S COMPENSATION	1,694	1,700	1,700	2,122	2,200	129.4	2,200	2,200
8500	UNEMPLOYMENT		1,860	1,860	2,944	1,860	100.0	1,860	1,860
	TOTAL EMPLOYEE BENEFITS	87,560	87,511	87,511	25,480	87,396	99.9	87,396	87,396
TOTAL A6773 APPROPRIATIONS		284,291	296,423	298,135	120,250	298,690	100.8	298,690	298,690

PROGRAM FOR THE AGING DECEMBER 16, 2015 PAGE 187

A6773 - OFFICE OF AGING TITLE IIIB

OBJECT CODE	ACCOUNT NAME	EXPENDED/ REVENUE 2014	ORIGINAL BUDGET 2015	MODIFIED BUDGET 2015	DEC31-YTD EXP./REL. 2015	DEPARTMENT REQUEST 2016	EST TO ORIG % 2016	BUDGET RECOMM. 2016	ADOPTED 2016
REVENUES:									
1972	CLIENT CONTRIBUTIONS & FEES	75	1,250	1,250	365	1,250	100.0	1,250	1,250
1989	UNITED WAY	3,696	2,459	2,459	1,686	2,459	100.0	2,459	2,459
2701	REFUND OF PRIOR YEARS EXPENSE	567							
2705	GIFTS AND DONATIONS	150							
4772	FEDERAL REVENUE	51,833	51,217	51,217	11,286	41,217	80.5	41,217	41,217
TOTAL A6773 REVENUES		56,321	54,926	54,926	13,337	44,926	81.8	44,926	44,926
TOTAL COUNTY COST		227,970	241,497	243,209	106,913	253,764	105.1	253,764	253,764

PROGRAM FOR THE AGING DECEMBER 16, 2015 PAGE 188

A6774 - OFFICE OF AGING TITLE IIIC

OBJECT CODE	ACCOUNT NAME	EXPENDED/ REVENUE 2014	ORIGINAL BUDGET 2015	MODIFIED BUDGET 2015	DEC31-YTD EXP./REL. 2015	DEPARTMENT REQUEST 2016	EST TO ORIG % 2016	BUDGET RECOMM. 2016	ADOPTED 2016
APPROPRIATIONS:									
1000	PERSONAL SERVICES	82,289	76,668	76,668	35,977	82,015	107.0	82,015	82,015
1950	TEMPORARY SERVICES	155,230	160,539	160,539	67,931	170,828	106.4	170,828	170,828
1951	OVERTIME				91				
	TOTAL PERSONAL SERVICES	237,519	237,207	237,207	103,999	252,843	106.6	252,843	252,843
2100	AUTOMOTIVE EQUIPMENT	43,197	22,000	22,299		22,000	100.0	22,000	22,000
	TOTAL EQUIPMENT	43,197	22,000	22,299		22,000	100.0	22,000	22,000
4020	TRAVEL, TRAINING, DEVELOPMENT	2,173	2,415	2,415	671	2,415	100.0	2,415	2,415
4025	CONFERENCES AND SEMINARS	164	350	350		350	100.0	350	350
4040	BUILDING RENT & REAL PROPERTY	15,999	16,000	16,000	7,166	16,000	100.0	16,000	16,000
4055	TELEPHONE	2,690	2,770	2,770	940	2,770	100.0	2,770	2,770
4060	OFFICE SUPPLIES	4,947	5,400	5,100	2,686	5,400	100.0	5,400	5,400
4070	SERVICE CONTRACTS	5,367	6,287	6,287	2,257	6,559	104.3	6,559	6,559
4110	BUILDING REPAIR,SUPPLIES,EXP.	632	1,000	1,000	365	1,000	100.0	1,000	1,000
4120	MOTOR EQUIPMENT REPAIR & SUPPL	6,256	7,500	7,500	3,179				
4124	GASOLINE	10,005	10,200	10,200	2,119	10,000	98.0	10,000	10,000
4190	AGENCY CONTRACTS	209,483	255,489	274,629	110,225	270,629	105.9	270,629	270,629
4200	ADVERTISING FEES OR EXPENSE	800				900		900	900
4450	FOOD	1,682	1,500	1,500	489	1,500	100.0	1,500	1,500
	TOTAL CONTRACTUAL EXPENSES	260,198	308,911	327,751	130,097	317,523	102.8	317,523	317,523
8100	FICA	17,721	18,146	18,146	7,854	19,343	106.6	19,343	19,343
8200	N.Y.S. RETIREMENT	30,153	35,072	35,072		19,867	56.6	19,867	19,867
8300	HEALTH INSURANCE	20,152	20,707	20,707	10,029	25,579	123.5	25,579	25,579
8311	RETIREE HEALTH INSURANCE	283							
8313	DEFERRED COMP MATCH	1,851	1,946	1,946	1,288	2,577	132.4	2,577	2,577
8400	WORKMEN'S COMPENSATION	3,247	3,250	3,250	3,502	3,574	110.0	3,574	3,574
	TOTAL EMPLOYEE BENEFITS	73,407	79,121	79,121	22,673	70,940	89.7	70,940	70,940
TOTAL A6774 APPROPRIATIONS		614,321	647,239	666,378	256,769	663,306	102.5	663,306	663,306

PROGRAM FOR THE AGING DECEMBER 16, 2015 PAGE 189

A6774 - OFFICE OF AGING TITLE IIIC

OBJECT CODE	ACCOUNT NAME	EXPENDED/ REVENUE 2014	ORIGINAL BUDGET 2015	MODIFIED BUDGET 2015	DEC31-YTD EXP./REL. 2015	DEPARTMENT REQUEST 2016	EST TO ORIG % 2016	BUDGET RECOMM. 2016	ADOPTED 2016
REVENUES:									
1602	THIRD PARTY REIMBURSEMENT					10,000		10,000	10,000
1972	CLIENT CONTRIBUTIONS & FEES	71,930	80,192	80,192	36,721	82,192	102.5	82,192	82,192
1989	UNITED WAY	6,261	7,377	7,377	3,071	7,377	100.0	7,377	7,377
2351	TOWN/VILLAGE CONTRIBUTIONS	750	750	750	750	750	100.0	750	750
2705	GIFTS AND DONATIONS	2,625	5,000	5,000	2,139	5,000	100.0	5,000	5,000
4772	FEDERAL REVENUE	95,765	95,735	95,735	21,133	95,762	100.0	95,762	95,762
4773	FEDERAL CASH IN LIEU	35,254	34,399	34,399	21,251	39,641	115.2	39,641	39,641
TOTAL A6774 REVENUES		212,585	223,453	223,453	85,065	240,722	107.7	240,722	240,722
TOTAL COUNTY COST		401,736	423,786	442,925	171,704	422,584	99.7	422,584	422,584

PROGRAM FOR THE AGING DECEMBER 16, 2015 PAGE 190

A6775 - BIP - OFA

OBJECT CODE	ACCOUNT NAME	EXPENDED/ REVENUE 2014	ORIGINAL BUDGET 2015	MODIFIED BUDGET 2015	DEC31-YTD EXP./REL. 2015	DEPARTMENT REQUEST 2016	EST TO ORIG % 2016	BUDGET RECOMM. 2016	ADOPTED 2016
APPROPRIATIONS:									
1000	PERSONAL SERVICES					51,080		51,080	51,080
1950	TEMPORARY SERVICES					27,468		27,468	27,468
	TOTAL PERSONAL SERVICES					78,548		78,548	78,548
2050	OFFICE MACH, FURNITURE, E		28,680	28,680		10,258	35.8	10,258	10,258
	TOTAL EQUIPMENT		28,680	28,680		10,258	35.8	10,258	10,258
4020	TRAVEL, TRAINING, DEVELOP					5,920		5,920	5,920
4045	MAINTENANCE IN LIEU OF RE					20,281		20,281	20,281
4055	TELEPHONE					667		667	667
4060	OFFICE SUPPLIES					846		846	846
4075	DATA PROCESSING CHGS/MAIN		40,000	40,000		6,500	16.3	6,500	6,500
4100	POSTAGE & FREIGHT					500		500	500
4190	AGENCY CONTRACTS		84,000	84,000		5,000	6.0	5,000	5,000
4200	ADVERTISING FEES OR EXPEN		35,000	35,000		11,000	31.4	11,000	11,000
	TOTAL CONTRACTUAL EXPENSES		159,000	159,000		50,714	31.9	50,714	50,714
8100	FICA					6,009		6,009	6,009
8300	HEALTH INSURANCE					15,164		15,164	15,164
	TOTAL EMPLOYEE BENEFITS					21,173		21,173	21,173
TOTAL A6775 APPROPRIATIONS			187,680	187,680		160,693	85.6	160,693	160,693
REVENUES:									
3772	STATE REVENUE					35,333		35,333	35,333
4772	FEDERAL REVENUE		187,680	187,680		125,360	66.8	125,360	125,360
TOTAL A6775 REVENUES			187,680	187,680		160,693	85.6	160,693	160,693

PROGRAM FOR THE AGING DECEMBER 16, 2015 PAGE 191

A6775 - BIP - OFA

OBJECT CODE	ACCOUNT NAME	EXPENDED/ REVENUE 2014	ORIGINAL BUDGET 2015	MODIFIED BUDGET 2015	DEC31-YTD EXP./REL. 2015	DEPARTMENT REQUEST 2016	EST TO ORIG % 2016	BUDGET RECOMM. 2016	ADOPTED 2016
TOTAL COUNTY COST									

PROGRAM FOR THE AGING DECEMBER 16, 2015 PAGE 192

A6776 - OFFICE OF AGING TITLE IIID

OBJECT CODE	ACCOUNT NAME	EXPENDED/ REVENUE 2014	ORIGINAL BUDGET 2015	MODIFIED BUDGET 2015	DEC31-YTD EXP./REL. 2015	DEPARTMENT REQUEST 2016	EST TO ORIG % 2016	BUDGET RECOMM. 2016	ADOPTED 2016
APPROPRIATIONS:									
4190	AGENCY CONTRACTS	3,960	3,890	3,890	1,300	3,806	97.8	3,806	3,806
	TOTAL CONTRACTUAL EXPENSES	3,960	3,890	3,890	1,300	3,806	97.8	3,806	3,806
TOTAL A6776 APPROPRIATIONS		3,960	3,890	3,890	1,300	3,806	97.8	3,806	3,806
REVENUES:									
4772	FEDERAL REVENUE	3,529	3,501	3,501		3,425	97.8	3,425	3,425
TOTAL A6776 REVENUES		3,529	3,501	3,501		3,425	97.8	3,425	3,425
TOTAL COUNTY COST		431	389	389	1,300	381	97.9	381	381

PROGRAM FOR THE AGING DECEMBER 16, 2015 PAGE 193

A6778 - OFFICE OF AGING SNAP

OBJECT CODE	ACCOUNT NAME	EXPENDED/ REVENUE 2 0 1 4	ORIGINAL BUDGET 2 0 1 5	MODIFIED BUDGET 2 0 1 5	DEC31-YTD EXP./REL. 2 0 1 5	DEPARTMENT REQUEST 2 0 1 6	EST TO ORIG % 2016	BUDGET RECOMM. 2 0 1 6	ADOPTED 2 0 1 6
APPROPRIATIONS:									
1000	PERSONAL SERVICES	46,665	44,660	44,660	20,927	44,231	99.0	44,231	44,231
1950	TEMPORARY SERVICES	12,445	9,464	9,464	7,781	11,478	121.3	11,478	11,478
	TOTAL PERSONAL SERVICES	59,110	54,124	54,124	28,708	55,709	102.9	55,709	55,709
	TOTAL EQUIPMENT								
4020	TRAVEL, TRAINING, DEVELOPMENT	987	1,250	1,250	715	1,250	100.0	1,250	1,250
4045	MAINTENANCE IN LIEU OF RENT	1,659							
4055	TELEPHONE	1,523	1,770	1,770	1,471	1,770	100.0	1,770	1,770
4070	SERVICE CONTRACTS	1,320	2,000	6,423	4,423	2,500	125.0	2,500	2,500
4120	MOTOR EQUIPMENT REPAIR & SUPPL	3,890	7,500	7,500	2,288				
4124	GASOLINE	8,456	10,200	10,200	2,738	10,000	98.0	10,000	10,000
4190	AGENCY CONTRACTS	120,559	151,230	163,038	67,237	148,517	98.2	148,517	148,517
4200	ADVERTISING FEES OR EXPENSE	600				600		600	600
	TOTAL CONTRACTUAL EXPENSES	138,994	173,950	190,181	78,872	164,637	94.6	164,637	164,637
8100	FICA	4,288	4,140	4,140	2,103	4,262	102.9	4,262	4,262
8200	N.Y.S. RETIREMENT	4,415	10,314	10,314		8,879	86.1	8,879	8,879
8300	HEALTH INSURANCE	14,814	15,818	15,818	8,370	16,926	107.0	16,926	16,926
8400	WORKMEN'S COMPENSATION	820	825	825	799	825	100.0	825	825
	TOTAL EMPLOYEE BENEFITS	24,337	31,097	31,097	11,272	30,892	99.3	30,892	30,892
TOTAL A6778 APPROPRIATIONS		222,441	259,171	275,402	118,852	251,238	96.9	251,238	251,238
REVENUES:									
1972	CLIENT CONTRIBUTIONS & FEES	37,710	40,486	40,486	16,937	40,486	100.0	40,486	40,486
3772	STATE REVENUE	141,897	145,896	145,896	51,021	143,969	98.7	143,969	143,969

PROGRAM FOR THE AGING DECEMBER 16, 2015 PAGE 194

A6778 - OFFICE OF AGING SNAP

OBJECT CODE	ACCOUNT NAME	EXPENDED/ REVENUE 2014	ORIGINAL BUDGET 2015	MODIFIED BUDGET 2015	DEC31-YTD EXP./REL. 2015	DEPARTMENT REQUEST 2016	EST TO ORIG % 2016	BUDGET RECOMM. 2016	ADOPTED 2016
4773	FEDERAL CASH IN LIEU	21,461	21,222	21,222	22,855	22,855	107.7	22,855	22,855
TOTAL A6778 REVENUES		201,068	207,604	207,604	90,813	207,310	99.9	207,310	207,310
TOTAL COUNTY COST		21,373	51,567	67,798	28,039	43,928	85.2	43,928	43,928

PROGRAM FOR THE AGING DECEMBER 16, 2015 PAGE 195

A6780 - OFFICE OF AGING EISP/CSE

OBJECT CODE	ACCOUNT NAME	EXPENDED/ REVENUE 2 0 1 4	ORIGINAL BUDGET 2 0 1 5	MODIFIED BUDGET 2 0 1 5	DEC31-YTD EXP./REL. 2 0 1 5	DEPARTMENT REQUEST 2 0 1 6	EST TO ORIG % 2016	BUDGET RECOMM. 2 0 1 6	ADOPTED 2 0 1 6
APPROPRIATIONS:									
1000	PERSONAL SERVICES	121,116	124,752	124,752	69,221	150,235	120.4	150,235	150,235
1950	TEMPORARY SERVICES	17,097	20,795	20,795	3,669	14,243	68.5	14,243	14,243
1951	OVERTIME				5				
	TOTAL PERSONAL SERVICES	138,213	145,547	145,547	72,895	164,478	113.0	164,478	164,478
2050	OFFICE MACH, FURNITURE, E					9,370		9,370	9,370
	TOTAL EQUIPMENT					9,370		9,370	9,370
4020	TRAVEL, TRAINING, DEVELOPMENT	3,554	3,800	3,800	1,487	3,800	100.0	3,800	3,800
4025	CONFERENCES AND SEMINARS	785	500	500		500	100.0	500	500
4045	MAINTENANCE IN LIEU OF RENT	50,942	59,922	59,922	30,256	37,796	63.1	37,796	37,796
4055	TELEPHONE	1,951	3,300	3,300	1,051	3,300	100.0	3,300	3,300
4060	OFFICE SUPPLIES	1,910	2,500	3,300	3,637	2,300	92.0	2,300	2,300
4070	SERVICE CONTRACTS	1,050	950	950	456	1,175	123.7	1,175	1,175
4075	DATA PROCESSING CHGS/MAINT	19,639	19,475	19,475	4,728	19,465	99.9	19,465	19,465
4100	POSTAGE & FREIGHT	438	1,000	1,000	280	1,000	100.0	1,000	1,000
4190	AGENCY CONTRACTS	181,992	231,075	230,275	71,865	240,500	104.1	240,500	240,500
	TOTAL CONTRACTUAL EXPENSES	262,261	322,522	322,522	113,760	309,836	96.1	309,836	309,836
8100	FICA	10,016	11,134	11,134	5,335	12,583	113.0	12,583	12,583
8200	N.Y.S. RETIREMENT	24,535	26,135	26,135		26,135	100.0	26,135	26,135
8300	HEALTH INSURANCE	41,763	55,060	55,060	27,225	58,914	107.0	58,914	58,914
8400	WORKMEN'S COMPENSATION	1,881	1,900	1,900	2,149	2,090	110.0	2,090	2,090
	TOTAL EMPLOYEE BENEFITS	78,195	94,229	94,229	34,709	99,722	105.8	99,722	99,722
TOTAL A6780 APPROPRIATIONS		478,669	562,298	562,298	221,364	583,406	103.8	583,406	583,406
REVENUES:									

PROGRAM FOR THE AGING DECEMBER 16, 2015 PAGE 196

A6780 - OFFICE OF AGING EISP/CSE

OBJECT CODE	ACCOUNT NAME	EXPENDED/ REVENUE 2014	ORIGINAL BUDGET 2015	MODIFIED BUDGET 2015	DEC31-YTD EXP./REL. 2015	DEPARTMENT REQUEST 2016	EST TO ORIG % 2016	BUDGET RECOMM. 2016	ADOPTED 2016
1972	CLIENT CONTRIBUTIONS & FEES	15,413	17,600	17,600	8,572	17,600	100.0	17,600	17,600
1988	NOYES HOSPITAL		19,905	19,905		19,905	100.0	19,905	19,905
2705	GIFTS AND DONATIONS	173	300	300		300	100.0	300	300
3772	STATE REVENUE	270,357	285,853	285,853	85,688	284,999	99.7	284,999	284,999
TOTAL A6780 REVENUES		285,943	323,658	323,658	94,260	322,804	99.7	322,804	322,804
TOTAL COUNTY COST		192,726	238,640	238,640	127,104	260,602	109.2	260,602	260,602

PROGRAM FOR THE AGING DECEMBER 16, 2015 PAGE 197

A6781 - OFFICE OF AGING FOSTER GP

OBJECT CODE	ACCOUNT NAME	EXPENDED/ REVENUE 2014	ORIGINAL BUDGET 2015	MODIFIED BUDGET 2015	DEC31-YTD EXP./REL. 2015	DEPARTMENT REQUEST 2016	EST TO ORIG % 2016	BUDGET RECOMM. 2016	ADOPTED 2016
APPROPRIATIONS:									
1000	PERSONAL SERVICES	37,109	44,866	44,866	18,110	40,754	90.8	40,754	40,754
1950	TEMPORARY SERVICES	118							
	TOTAL PERSONAL SERVICES	37,227	44,866	44,866	18,110	40,754	90.8	40,754	40,754
4020	TRAVEL, TRAINING, DEVELOPMENT	14,827	13,295	13,295	6,951	19,222	144.6	19,222	19,222
4025	CONFERENCES AND SEMINARS		1,000	1,000	541	1,000	100.0	1,000	1,000
4055	TELEPHONE	813	650	650	318	750	115.4	750	750
4060	OFFICE SUPPLIES	1,393	1,557	1,557	552	182	11.7	182	182
4090	INSURANCE	300	300	300	354	354	118.0	354	354
4100	POSTAGE & FREIGHT					400		400	400
4200	ADVERTISING FEES OR EXPENSE	963	800	800	313	800	100.0	800	800
4251	VOLUNTEER STIPEND	93,663	91,311	91,311	36,320	91,311	100.0	91,311	91,311
4450	FOOD	1,829	4,165	4,515	2,167	2,520	60.5	2,520	2,520
	TOTAL CONTRACTUAL EXPENSES	113,788	113,078	113,428	47,516	116,539	103.1	116,539	116,539
8100	FICA	3,016	3,263	3,263	1,472	2,949	90.4	2,949	2,949
	TOTAL EMPLOYEE BENEFITS	3,016	3,263	3,263	1,472	2,949	90.4	2,949	2,949
TOTAL A6781 APPROPRIATIONS		154,031	161,207	161,557	67,098	160,242	99.4	160,242	160,242
REVENUES:									
2770	OTHER, UNCLASSIFIED REVENUE		9,365	9,365		8,400	89.7	8,400	8,400
3772	STATE REVENUE	1,604	1,604	1,604	1,604	1,604	100.0	1,604	1,604
4772	FEDERAL REVENUE	153,021	150,238	150,238	65,478	150,238	100.0	150,238	150,238
TOTAL A6781 REVENUES		154,625	161,207	161,207	67,082	160,242	99.4	160,242	160,242

PROGRAM FOR THE AGING DECEMBER 16, 2015 PAGE 198

A6781 - OFFICE OF AGING FOSTER GP

OBJECT CODE	ACCOUNT NAME	EXPENDED/ REVENUE 2014	ORIGINAL BUDGET 2015	MODIFIED BUDGET 2015	DEC31-YTD EXP./REL. 2015	DEPARTMENT REQUEST 2016	EST TO ORIG % 2016	BUDGET RECOMM. 2016	ADOPTED 2016
TOTAL COUNTY COST		594-		350	16				

PROGRAM FOR THE AGING DECEMBER 16, 2015 PAGE 199

A6783 - OFFICE FOR AGING WRAP

OBJECT CODE	ACCOUNT NAME	EXPENDED/ REVENUE 2014	ORIGINAL BUDGET 2015	MODIFIED BUDGET 2015	DEC31-YTD EXP./REL. 2015	DEPARTMENT REQUEST 2016	EST TO ORIG % 2016	BUDGET RECOMM. 2016	ADOPTED 2016
APPROPRIATIONS:									
1000	PERSONAL SERVICES	22,508	23,533	23,533	4,425	8,447	35.9	8,447	8,447
1950	TEMPORARY SERVICES	132	1,745	1,745		814	46.6	814	814
	TOTAL PERSONAL SERVICES	22,640	25,278	25,278	4,425	9,261	36.6	9,261	9,261
4055	TELEPHONE	786	500	500					
4060	OFFICE SUPPLIES	513	1,083	1,083					
4075	DATA PROCESSING CHGS/MAINT	885	1,205	1,205					
	TOTAL CONTRACTUAL EXPENSES	2,184	2,788	2,788					
8100	FICA	1,668	1,934	1,934	322	739	38.2	739	739
8300	HEALTH INSURANCE								
	TOTAL EMPLOYEE BENEFITS	1,667	1,934	1,934	322	739	38.2	739	739
TOTAL A6783 APPROPRIATIONS		26,491	30,000	30,000	4,747	10,000	33.3	10,000	10,000
REVENUES:									
2705	GIFTS AND DONATIONS	100							
2770	OTHER, UNCLASSIFIED REVENUE	15,120				10,000		10,000	10,000
TOTAL A6783 REVENUES		15,220				10,000		10,000	10,000
TOTAL COUNTY COST		11,271	30,000	30,000	4,747				

PROGRAM FOR THE AGING DECEMBER 16, 2015 PAGE 200

A6784 - OFFICE FOR AGING HIICAP

OBJECT CODE	ACCOUNT NAME	EXPENDED/ REVENUE 2014	ORIGINAL BUDGET 2015	MODIFIED BUDGET 2015	DEC31-YTD EXP./REL. 2015	DEPARTMENT REQUEST 2016	EST TO ORIG % 2016	BUDGET RECOMM. 2016	ADOPTED 2016
APPROPRIATIONS:									
1000	PERSONAL SERVICES	30,469	26,786	26,786	18,388	27,302	101.9	27,302	27,302
1950	TEMPORARY SERVICES	518							
	TOTAL PERSONAL SERVICES	30,987	26,786	26,786	18,388	27,302	101.9	27,302	27,302
	TOTAL EQUIPMENT								
4020	TRAVEL, TRAINING, DEVELOPMENT	1,478	2,000	2,000	1,230	2,000	100.0	2,000	2,000
4055	TELEPHONE	1,300	300	300	310	300	100.0	300	300
4060	OFFICE SUPPLIES	681	200	200	362	200	100.0	200	200
4075	DATA PROCESSING CHGS/MAINT	111			89				
4200	ADVERTISING FEES OR EXPENSE	5,881	4,233	4,233	2,452	3,677	86.9	3,677	3,677
	TOTAL CONTRACTUAL EXPENSES	9,451	6,733	6,733	4,443	6,177	91.7	6,177	6,177
8100	FICA	2,324	2,049	2,049	1,385	2,089	102.0	2,089	2,089
	TOTAL EMPLOYEE BENEFITS	2,324	2,049	2,049	1,385	2,089	102.0	2,089	2,089
TOTAL A6784 APPROPRIATIONS		42,762	35,568	35,568	24,216	35,568	100.0	35,568	35,568
REVENUES:									
2705	GIFTS AND DONATIONS	20							
4772	FEDERAL REVENUE	43,973	35,568	35,568	15,753	35,568	100.0	35,568	35,568
TOTAL A6784 REVENUES		43,993	35,568	35,568	15,753	35,568	100.0	35,568	35,568
TOTAL COUNTY COST		1,231-			8,463				

PROGRAM FOR THE AGING DECEMBER 16, 2015 PAGE 201

A6785 - OFFICE OF AGING TITLE IIIE

OBJECT CODE	ACCOUNT NAME	EXPENDED/ REVENUE 2014	ORIGINAL BUDGET 2015	MODIFIED BUDGET 2015	DEC31-YTD EXP./REL. 2015	DEPARTMENT REQUEST 2016	EST TO ORIG % 2016	BUDGET RECOMM. 2016	ADOPTED 2016
APPROPRIATIONS:									
1000	PERSONAL SERVICES	8,673	7,566	7,566	2,194	7,210	95.3	7,210	7,210
1950	TEMPORARY SERVICES	1,465	1,745	1,745		2,035	116.6	2,035	2,035
	TOTAL PERSONAL SERVICES	10,138	9,311	9,311	2,194	9,245	99.3	9,245	9,245
4055	TELEPHONE	82							
4060	OFFICE SUPPLIES	696							
4075	DATA PROCESSING CHGS/MAIN	603							
4190	AGENCY CONTRACTS	39,079	66,450	66,450	11,895	66,450	100.0	66,450	66,450
	TOTAL CONTRACTUAL EXPENSES	40,460	66,450	66,450	11,895	66,450	100.0	66,450	66,450
8100	FICA	760	712	712	150	707	99.3	707	707
8200	N.Y.S. RETIREMENT	2,076							
	TOTAL EMPLOYEE BENEFITS	2,836	712	712	150	707	99.3	707	707
TOTAL A6785 APPROPRIATIONS		53,434	76,473	76,473	14,239	76,402	99.9	76,402	76,402
REVENUES:									
1972	CLIENT CONTRIBUTIONS & FEES	1,180	2,000	2,000	400	2,000	100.0	2,000	2,000
1988	NOYES HOSPITAL		12,580	12,580		12,580	100.0	12,580	12,580
4772	FEDERAL REVENUE	35,662	36,017	36,017	4,929	36,693	101.9	36,693	36,693
TOTAL A6785 REVENUES		36,842	50,597	50,597	5,329	51,273	101.3	51,273	51,273
TOTAL COUNTY COST		16,592	25,876	25,876	8,910	25,129	97.1	25,129	25,129

PROGRAM FOR THE AGING DECEMBER 16, 2015

A6788 - OFFICE OF AGING AAA TRANSP

OBJECT CODE	ACCOUNT NAME	EXPENDED/ REVENUE 2 0 1 4	ORIGINAL BUDGET 2 0 1 5	MODIFIED BUDGET 2 0 1 5	DEC31-YTD EXP./REL. 2 0 1 5	DEPARTMENT REQUEST 2 0 1 6	EST TO ORIG % 2016	BUDGET RECOMM. 2 0 1 6	ADOPTED 2 0 1 6
APPROPRIATIONS:									
4190	AGENCY CONTRACTS	6,045	5,600	5,600	2,219	5,600	100.0	5,600	5,600
	TOTAL CONTRACTUAL EXPENSES	6,045	5,600	5,600	2,219	5,600	100.0	5,600	5,600
TOTAL A6788 APPROPRIATIONS		6,045	5,600	5,600	2,219	5,600	100.0	5,600	5,600
REVENUES:									
3772	STATE REVENUE	6,045	5,600	5,600	1,752	5,600	100.0	5,600	5,600
TOTAL A6788 REVENUES		6,045	5,600	5,600	1,752	5,600	100.0	5,600	5,600
TOTAL COUNTY COST					467				

PROGRAM FOR THE AGING DECEMBER 16, 2015 PAGE 203

A6789 - OFFICE OF AGING POE

OBJECT CODE	ACCOUNT NAME	EXPENDED/ REVENUE 2014	ORIGINAL BUDGET 2015	MODIFIED BUDGET 2015	DEC31-YTD EXP./REL. 2015	DEPARTMENT REQUEST 2016	EST TO ORIG % 2016	BUDGET RECOMM. 2016	ADOPTED 2016
APPROPRIATIONS:									
1000	PERSONAL SERVICES	44,888	60,073	60,073	24,202	39,898	66.4	39,898	39,898
1950	TEMPORARY SERVICES	1,788	1,899	1,899					
	TOTAL PERSONAL SERVICES	46,676	61,972	61,972	24,202	39,898	64.4	39,898	39,898
4020	TRAVEL, TRAINING, DEVELOPMENT		910	910					
4055	TELEPHONE	900	1,075	1,075	60	500	46.5	500	500
4060	OFFICE SUPPLIES	834	725	725	842	237	32.7	237	237
4075	DATA PROCESSING CHGS/MAINT	3,353	3,700	3,700					
4100	POSTAGE & FREIGHT					300		300	300
4200	ADVERTISING FEES OR EXPENSE	4,683	6,197	6,197	665				
	TOTAL CONTRACTUAL EXPENSES	9,770	12,607	12,607	1,567	1,037	8.2	1,037	1,037
8100	FICA	3,325	4,741	4,741	1,680	3,052	64.4	3,052	3,052
	TOTAL EMPLOYEE BENEFITS	3,325	4,741	4,741	1,680	3,052	64.4	3,052	3,052
TOTAL A6789 APPROPRIATIONS		59,771	79,320	79,320	27,449	43,987	55.5	43,987	43,987
REVENUES:									
3772	STATE REVENUE	42,410	79,320	79,320	79,280	43,987	55.5	43,987	43,987
4772	FEDERAL REVENUE	27,753							
TOTAL A6789 REVENUES		70,163	79,320	79,320	79,280	43,987	55.5	43,987	43,987
TOTAL COUNTY COST		10,392-			51,831-				
TOTAL PROGRAM FOR THE AGING		1,946,216	2,344,869	2,382,301	858,503	2,292,938	97.8	2,292,938	2,292,938

ECONOMIC DEVELOPMENT DECEMBER 16, 2015 PAGE 204

A6989 - PROMOTION OF INDUSTRY

OBJECT CODE	ACCOUNT NAME	EXPENDED/ REVENUE 2014	ORIGINAL BUDGET 2015	MODIFIED BUDGET 2015	DEC31-YTD EXP./REL. 2015	DEPARTMENT REQUEST 2016	EST TO ORIG % 2016	BUDGET RECOMM. 2016	ADOPTED 2016
APPROPRIATIONS:									
1000	PERSONAL SERVICES	198,463	207,970	207,970	93,157	183,145	88.1	183,145	183,145
	TOTAL PERSONAL SERVICES	198,463	207,970	207,970	93,157	183,145	88.1	183,145	183,145
2050	OFFICE MACH, FURNITURE, EQUIP.					5,000		5,000	5,000
	TOTAL EQUIPMENT					5,000		5,000	5,000
4020	TRAVEL, TRAINING, DEVELOPMENT	6,556	6,200	6,200	2,127	5,000	80.6	5,000	5,000
4025	CONFERENCES AND SEMINARS	1,061	4,500	4,500	911	6,200	137.8	6,200	6,200
4040	BUILDING RENT & REAL PROPERTY		3,966	3,966		22,644	571.0	22,644	22,644
4055	TELEPHONE	3,421	3,000	3,000	1,634	3,000	100.0	3,000	3,000
4060	OFFICE SUPPLIES	1,881	1,400	1,400	695	1,400	100.0	1,400	1,400
4063	PRINTER RIBBONS/ACCESSORIES	368	500	500	403	500	100.0	500	500
4075	DATA PROCESSING CHGS/MAINT	10,510	12,312	12,312		13,756	111.7	13,756	13,756
4076	COPIER DEPT CHARGES	1,556	1,200	1,200	286	1,200	100.0	1,200	1,200
4080	PROFESSIONAL SERVICES		8,500	8,500					
4100	POSTAGE & FREIGHT	904	800	800		800	100.0	800	800
4190	AGENCY CONTRACTS	32,500	32,500	32,500	6,250	30,000	92.3	30,000	30,000
4200	ADVERTISING FEES OR EXPENSE	5,638	8,000	8,000	1,363	6,500	81.3	6,500	6,500
4410	PAYMENTS TO OTHER GOVERNMENTS	85,000	115,000	115,000	77,000	120,000	104.3	120,000	120,000
	TOTAL CONTRACTUAL EXPENSES	149,395	197,878	197,878	90,669	211,000	106.6	211,000	211,000
8100	FICA	14,577	15,527	15,527	6,822	14,010	90.2	14,010	14,010
8200	N.Y.S. RETIREMENT	32,541	41,648	41,648		36,170	86.8	36,170	36,170
8300	HEALTH INSURANCE	32,764	36,174	36,174	17,227	41,019	113.4	41,019	41,019
8311	RETIREE HEALTH INSURANCE	17,788	19,640	19,640	9,353	31,015	157.9	31,015	31,015
8400	WORKMEN'S COMPENSATION	2,760	2,962	2,962	3,070	2,569	86.7	2,569	2,569
8500	UNEMPLOYMENT	1,881							
	TOTAL EMPLOYEE BENEFITS	102,311	115,951	115,951	36,472	124,783	107.6	124,783	124,783
TOTAL A6989 APPROPRIATIONS		450,169	521,799	521,799	220,298	523,928	100.4	523,928	523,928

ECONOMIC DEVELOPMENT DECEMBER 16, 2015 PAGE 205

A6989 - PROMOTION OF INDUSTRY

OBJECT CODE	ACCOUNT NAME	EXPENDED/ REVENUE 2014	ORIGINAL BUDGET 2015	MODIFIED BUDGET 2015	DEC31-YTD EXP./REL. 2015	DEPARTMENT REQUEST 2016	EST TO ORIG % 2016	BUDGET RECOMM. 2016	ADOPTED 2016
REVENUES:									
2210	GENERAL SERVICES OTHER GOVTS				7				
TOTAL A6989 REVENUES					7				
TOTAL COUNTY COST		450,169	521,799	521,799	220,291	523,928	100.4	523,928	523,928
TOTAL ECONOMIC DEVELOPMENT		450,169	521,799	521,799	220,298	523,928	100.4	523,928	523,928

L I V I N G S T O N C O U N T Y B U D G E T

RECREATION AND CULTURE DECEMBER 16, 2015

A7310 - YOUTH BUREAU

OBJECT CODE	ACCOUNT NAME	EXPENDED/ REVENUE 2 0 1 4	ORIGINAL BUDGET 2 0 1 5	MODIFIED BUDGET 2 0 1 5	DEC31-YTD EXP./REL. 2 0 1 5	DEPARTMENT REQUEST 2 0 1 6	EST TO ORIG % 2016	BUDGET RECOMM. 2 0 1 6	ADOPTED 2 0 1 6
APPROPRIATIONS:									
1000	PERSONAL SERVICES	38,034	49,750	49,750	24,257	50,000	100.5	50,000	50,000
1950	TEMPORARY SERVICES	866	1,500	1,500	674	1,500	100.0	1,500	1,500
	TOTAL PERSONAL SERVICES	38,900	51,250	51,250	24,931	51,500	100.5	51,500	51,500
2200	D.P., ELECTRONIC, COMM EQUIP.	176	500	500		500	100.0	500	500
	TOTAL EQUIPMENT	176	500	500		500	100.0	500	500
4020	TRAVEL, TRAINING, DEVELOPMENT	1,936	1,000	1,000	10,918	1,500	150.0	1,500	1,500
4025	CONFERENCES AND SEMINARS	229	500	500					
4045	MAINTENANCE IN LIEU OF RENT	3,231	3,300	3,300	3,231	3,500	106.1	3,500	3,500
4055	TELEPHONE	317	500	500	236	500	100.0	500	500
4060	OFFICE SUPPLIES	882	750	750	376	750	100.0	750	750
4075	DATA PROCESSING CHGS/MAINT	1,207	5,000	5,000	906	5,172	103.4	5,172	5,172
4076	COPIER DEPT CHARGES	693	500	500	54	500	100.0	500	500
4100	POSTAGE & FREIGHT	178	350	350	140	500	142.9	500	500
4160	CONTRACTUAL EXPENSE	10,286	10,500	10,500		10,000	95.2	10,000	10,000
4200	ADVERTISING FEES OR EXPENSE		100	100					
4450	FOOD	2	100	100					
	TOTAL CONTRACTUAL EXPENSES	18,961	22,600	22,600	15,861	22,422	99.2	22,422	22,422
8100	FICA	2,933	3,850	3,850	1,847	4,000	103.9	4,000	4,000
8200	N.Y.S. RETIREMENT	6,382	8,000	8,000		8,000	100.0	8,000	8,000
8300	HEALTH INSURANCE	713	5,000	5,000	341	4,500	90.0	4,500	4,500
8313	DEFERRED COMP MATCH	334	100	100	155	300	300.0	300	300
8400	WORKMEN'S COMPENSATION	506	650	650	647	750	115.4	750	750
8500	UNEMPLOYMENT		100	100					
	TOTAL EMPLOYEE BENEFITS	10,868	17,700	17,700	2,990	17,550	99.2	17,550	17,550
TOTAL A7310 APPROPRIATIONS		68,905	92,050	92,050	43,782	91,972	99.9	91,972	91,972

RECREATION AND CULTURE DECEMBER 16, 2015 PAGE 207

A7310 - YOUTH BUREAU

OBJECT CODE	ACCOUNT NAME	EXPENDED/ REVENUE 2014	ORIGINAL BUDGET 2015	MODIFIED BUDGET 2015	DEC31-YTD EXP./REL. 2015	DEPARTMENT REQUEST 2016	EST TO ORIG % 2016	BUDGET RECOMM. 2016	ADOPTED 2016
REVENUES:									
2089	YOUTH BUREAU	33,109							
2655	MINOR SALES	3,580	3,500	3,500	2,780	3,000	85.7	3,000	3,000
3820	YOUTH	3,942	13,000	13,000		13,422	103.2	13,422	13,422
TOTAL A7310 REVENUES		40,631	16,500	16,500	2,780	16,422	99.5	16,422	16,422
TOTAL COUNTY COST		28,274	75,550	75,550	41,002	75,550	100.0	75,550	75,550

RECREATION AND CULTURE DECEMBER 16, 2015 PAGE 208

A7313 - YOUTH SERVICES - YDDP

OBJECT CODE	ACCOUNT NAME	EXPENDED/ REVENUE 2014	ORIGINAL BUDGET 2015	MODIFIED BUDGET 2015	DEC31-YTD EXP./REL. 2015	DEPARTMENT REQUEST 2016	EST TO ORIG % 2016	BUDGET RECOMM. 2016	ADOPTED 2016
APPROPRIATIONS:									
4160	CONTRACTUAL EXPENSE	47,046	50,000	50,000	5,112	50,000	100.0	50,000	50,000
	TOTAL CONTRACTUAL EXPENSES	47,046	50,000	50,000	5,112	50,000	100.0	50,000	50,000
TOTAL A7313 APPROPRIATIONS		47,046	50,000	50,000	5,112	50,000	100.0	50,000	50,000
REVENUES:									
3820	YOUTH	5,188							
3822	YOUTH PROGRAMS - YDDP	29,000	50,000	50,000		50,000	100.0	50,000	50,000
TOTAL A7313 REVENUES		34,188	50,000	50,000		50,000	100.0	50,000	50,000
TOTAL COUNTY COST		12,858			5,112				

RECREATION AND CULTURE DECEMBER 16, 2015 PAGE 209

A7314 - YOUTH PROGRAM - SDPP

OBJECT CODE	ACCOUNT NAME	EXPENDED/ REVENUE 2014	ORIGINAL BUDGET 2015	MODIFIED BUDGET 2015	DEC31-YTD EXP./REL. 2015	DEPARTMENT REQUEST 2016	EST TO ORIG % 2016	BUDGET RECOMM. 2016	ADOPTED 2016
APPROPRIATIONS:									
4160	CONTRACTUAL EXPENSE	13,269							
	TOTAL CONTRACTUAL EXPENSES	13,269							
TOTAL A7314 APPROPRIATIONS		13,269							
REVENUES:									
3821	YOUTH PROGRAMS - SDPP								
TOTAL A7314 REVENUES									
TOTAL COUNTY COST		13,269							

RECREATION AND CULTURE DECEMBER 16, 2015 PAGE 210

A7315 - YOUTH AT RISK

OBJECT CODE	ACCOUNT NAME	EXPENDED/ REVENUE 2014	ORIGINAL BUDGET 2015	MODIFIED BUDGET 2015	DEC31-YTD EXP./REL. 2015	DEPARTMENT REQUEST 2016	EST TO ORIG % 2016	BUDGET RECOMM. 2016	ADOPTED 2016
APPROPRIATIONS:									
4160	CONTRACTUAL EXPENSE	13,451	20,000	20,000	11,356				
	TOTAL CONTRACTUAL EXPENSES	13,451	20,000	20,000	11,356				
TOTAL A7315 APPROPRIATIONS		13,451	20,000	20,000	11,356				
REVENUES:									
3823	YOUTH AT RISK GRANT	5,142							
TOTAL A7315 REVENUES		5,142							
TOTAL COUNTY COST		8,309	20,000	20,000	11,356				

RECREATION AND CULTURE DECEMBER 16, 2015 PAGE 211

A7316 - TANF SYEP

OBJECT CODE	ACCOUNT NAME	EXPENDED/ REVENUE 2 0 1 4	ORIGINAL BUDGET 2 0 1 5	MODIFIED BUDGET 2 0 1 5	DEC31-YTD EXP./REL. 2 0 1 5	DEPARTMENT REQUEST 2 0 1 6	EST TO ORIG % 2016	BUDGET RECOMM. 2 0 1 6	ADOPTED 2 0 1 6
APPROPRIATIONS:									
1000	PERSONAL SERVICES	40,037	35,000	35,000	405	40,000	114.3	40,000	40,000
1950	TEMPORARY SERVICES	48,712	44,000	44,000		32,500	73.9	32,500	32,500
	TOTAL PERSONAL SERVICES	88,749	79,000	79,000	405	72,500	91.8	72,500	72,500
2200	D.P., ELECTRONIC, COMM EQUIP.		500	500		1,000	200.0	1,000	1,000
	TOTAL EQUIPMENT		500	500		1,000	200.0	1,000	1,000
4020	TRAVEL, TRAINING, DEVELOPMENT	15,815	3,000	3,000		15,000	500.0	15,000	15,000
4045	MAINTENANCE IN LIEU OF RENT	1,169	1,350	1,350		2,000	148.1	2,000	2,000
4055	TELEPHONE	730	500	500		1,000	200.0	1,000	1,000
4060	OFFICE SUPPLIES	2,195	1,000	1,000		2,500	250.0	2,500	2,500
4075	DATA PROCESSING CHGS/MAINT	1,396	1,250	1,250		1,500	120.0	1,500	1,500
4076	COPIER DEPT CHARGES	430	2,000	2,000		1,000	50.0	1,000	1,000
4100	POSTAGE & FREIGHT	198	250	250		500	200.0	500	500
4190	AGENCY CONTRACTS		12,500	12,500		8,000	64.0	8,000	8,000
4200	ADVERTISING FEES OR EXPENSE		500	500					
4450	FOOD		250	250		1,000	400.0	1,000	1,000
	TOTAL CONTRACTUAL EXPENSES	21,933	22,600	22,600		32,500	143.8	32,500	32,500
8100	FICA	6,731	2,500	2,500	31	7,500	300.0	7,500	7,500
8200	N.Y.S. RETIREMENT	6,785	12,000	12,000		7,000	58.3	7,000	7,000
8300	HEALTH INSURANCE	1,934	1,500	1,500		2,500	166.7	2,500	2,500
8313	DEFERRED COMP MATCH	706	650	650		1,000	153.8	1,000	1,000
8400	WORKMEN'S COMPENSATION	931	500	500	1,294	1,000	200.0	1,000	1,000
8500	UNEMPLOYMENT		250	250					
	TOTAL EMPLOYEE BENEFITS	17,087	17,400	17,400	1,325	19,000	109.2	19,000	19,000
TOTAL A7316 APPROPRIATIONS		127,769	119,500	119,500	1,730	125,000	104.6	125,000	125,000

RECREATION AND CULTURE DECEMBER 16, 2015 PAGE 212

A7316 - TANF SYEP

OBJECT CODE	ACCOUNT NAME	EXPENDED/ REVENUE 2014	ORIGINAL BUDGET 2015	MODIFIED BUDGET 2015	DEC31-YTD EXP./REL. 2015	DEPARTMENT REQUEST 2016	EST TO ORIG % 2016	BUDGET RECOMM. 2016	ADOPTED 2016
REVENUES:									
4790	FEDERAL AID	120,890	119,500	119,500		125,000	104.6	125,000	125,000
TOTAL A7316 REVENUES		120,890	119,500	119,500		125,000	104.6	125,000	125,000
TOTAL COUNTY COST		6,879			1,730				

RECREATION AND CULTURE DECEMBER 16, 2015 PAGE 213

A7320 - YOUTH BUREAU SOCIAL SERV PRGM

OBJECT CODE	ACCOUNT NAME	EXPENDED/ REVENUE 2014	ORIGINAL BUDGET 2015	MODIFIED BUDGET 2015	DEC31-YTD EXP./REL. 2015	DEPARTMENT REQUEST 2016	EST TO ORIG % 2016	BUDGET RECOMM. 2016	ADOPTED 2016
APPROPRIATIONS:									
4160	CONTRACTUAL EXPENSE	37,075	25,000	25,000	15,384				
	TOTAL CONTRACTUAL EXPENSES	37,075	25,000	25,000	15,384				
TOTAL A7320 APPROPRIATIONS		37,075	25,000	25,000	15,384				
REVENUES:									
2089	OTHER CULTURE & RECREATION	27,148	25,000	25,000	3,560-				
TOTAL A7320 REVENUES		27,148	25,000	25,000	3,560-				
TOTAL COUNTY COST		9,927			18,944				

RECREATION AND CULTURE DECEMBER 16, 2015 PAGE 214

A7410 - LIBRARY

OBJECT CODE	ACCOUNT NAME	EXPENDED/ REVENUE 2014	ORIGINAL BUDGET 2015	MODIFIED BUDGET 2015	DEC31-YTD EXP./REL. 2015	DEPARTMENT REQUEST 2016	EST TO ORIG % 2016	BUDGET RECOMM. 2016	ADOPTED 2016
APPROPRIATIONS:									
4160	CONTRACTUAL EXPENSE	78,000	80,000	80,000		81,600	102.0	81,600	81,600
	TOTAL CONTRACTUAL EXPENSES	78,000	80,000	80,000		81,600	102.0	81,600	81,600
TOTAL A7410 APPROPRIATIONS		78,000	80,000	80,000		81,600	102.0	81,600	81,600
TOTAL COUNTY COST		78,000	80,000	80,000		81,600	102.0	81,600	81,600

RECREATION AND CULTURE DECEMBER 16, 2015 PAGE 215

A7510 - COUNTY HISTORIAN

OBJECT CODE	ACCOUNT NAME	EXPENDED/ REVENUE 2014	ORIGINAL BUDGET 2015	MODIFIED BUDGET 2015	DEC31-YTD EXP./REL. 2015	DEPARTMENT REQUEST 2016	EST TO ORIG % 2016	BUDGET RECOMM. 2016	ADOPTED 2016
APPROPRIATIONS:									
1000	PERSONAL SERVICES	43,299	44,166	44,166	19,802	45,500	103.0	45,500	45,500
1950	TEMPORARY SERVICES	20,784	21,632	21,632	9,422	23,000	106.3	23,000	23,000
1951	OVERTIME				155				
	TOTAL PERSONAL SERVICES	64,083	65,798	65,798	29,379	68,500	104.1	68,500	68,500
2050	OFFICE MACH, FURNITURE, EQUIP.	2,408				1,000		1,000	1,000
	TOTAL EQUIPMENT	2,408				1,000		1,000	1,000
4020	TRAVEL, TRAINING, DEVELOPMENT	1,527	1,500	1,500	720	1,500	100.0	1,500	1,500
4025	CONFERENCES AND SEMINARS	472	500	500	150	500	100.0	500	500
4055	TELEPHONE	721	900	900	303	900	100.0	900	900
4060	OFFICE SUPPLIES	1,523	1,525	1,525	868	1,525	100.0	1,525	1,525
4070	SERVICE CONTRACTS	2,521	3,000	3,000	751	3,000	100.0	3,000	3,000
4075	DATA PROCESSING CHGS/MAINT	1,391	1,914	1,914		2,054	107.3	2,054	2,054
4080	PROFESSIONAL SERVICES	15,242	4,000	4,000	4,434	4,000	100.0	4,000	4,000
4100	POSTAGE & FREIGHT	348	275	275	185	275	100.0	275	275
4390	MICROFILM	400	400	400	53	400	100.0	400	400
	TOTAL CONTRACTUAL EXPENSES	24,145	14,014	14,014	7,464	14,154	101.0	14,154	14,154
8100	FICA	4,406	5,034	5,034	2,012	5,240	104.1	5,240	5,240
8200	N.Y.S. RETIREMENT	9,834	9,522	9,522		9,810	103.0	9,810	9,810
8300	HEALTH INSURANCE	13,341	14,730	14,730	7,014	15,761	107.0	15,761	15,761
8311	RETIREE HEALTH INSURANCE	2,999	3,298	3,298	2,135	4,911	148.9	4,911	4,911
8313	DEFERRED COMP MATCH	829	830	830	439	910	109.6	910	910
	TOTAL EMPLOYEE BENEFITS	31,409	33,414	33,414	11,600	36,632	109.6	36,632	36,632
TOTAL A7510 APPROPRIATIONS		122,045	113,226	113,226	48,443	120,286	106.2	120,286	120,286

RECREATION AND CULTURE DECEMBER 16, 2015 PAGE 216

A7510 - COUNTY HISTORIAN

OBJECT CODE	ACCOUNT NAME	EXPENDED/ REVENUE 2014	ORIGINAL BUDGET 2015	MODIFIED BUDGET 2015	DEC31-YTD EXP./REL. 2015	DEPARTMENT REQUEST 2016	EST TO ORIG % 2016	BUDGET RECOMM. 2016	ADOPTED 2016
REVENUES:									
2655	MINOR SALES	13,629	5,600	5,600	3,978	5,600	100.0	5,600	5,600
2701	REFUND OF PRIOR YEARS EXPENSE	20							
2705	GIFTS AND DONATIONS	3,030	1,000	1,000		1,000	100.0	1,000	1,000
TOTAL A7510 REVENUES		16,679	6,600	6,600	3,978	6,600	100.0	6,600	6,600
TOTAL COUNTY COST		105,366	106,626	106,626	44,465	113,686	106.6	113,686	113,686

RECREATION AND CULTURE DECEMBER 16, 2015 PAGE 217

A7511 - HISTORICAL SOCIETY

OBJECT CODE	ACCOUNT NAME	EXPENDED/ REVENUE 2014	ORIGINAL BUDGET 2015	MODIFIED BUDGET 2015	DEC31-YTD EXP./REL. 2015	DEPARTMENT REQUEST 2016	EST TO ORIG % 2016	BUDGET RECOMM. 2016	ADOPTED 2016
APPROPRIATIONS:									
2050	OFFICE MACH, FURNITURE, E	12,000	12,000	12,000	9,308	12,100	100.8	12,100	12,100
	TOTAL EQUIPMENT	12,000	12,000	12,000	9,308	12,100	100.8	12,100	12,100
4051	WATER & SEWER CHARGES	220	220	220	121	220	100.0	220	220
4053	GAS & HEATING OIL	3,317	4,200	4,200	1,658	4,200	100.0	4,200	4,200
4054	ELECTRICITY	799	550	550	375	550	100.0	550	550
4080	PROFESSIONAL SERVICES	12,000	13,000	13,000	6,500	14,000	107.7	14,000	14,000
4090	INSURANCE	3,760	4,200	4,200	4,200	4,200	100.0	4,200	4,200
4160	CONTRACTUAL EXPENSE	5,500	5,500	5,500	5,500	5,500	100.0	5,500	5,500
	TOTAL CONTRACTUAL EXPENSES	25,596	27,670	27,670	18,354	28,670	103.6	28,670	28,670
TOTAL A7511 APPROPRIATIONS		37,596	39,670	39,670	27,662	40,770	102.8	40,770	40,770
TOTAL COUNTY COST		37,596	39,670	39,670	27,662	40,770	102.8	40,770	40,770

RECREATION AND CULTURE DECEMBER 16, 2015 PAGE 218

A7550 - CELEBRATIONS

OBJECT CODE	ACCOUNT NAME	EXPENDED/ REVENUE 2014	ORIGINAL BUDGET 2015	MODIFIED BUDGET 2015	DEC31-YTD EXP./REL. 2015	DEPARTMENT REQUEST 2016	EST TO ORIG % 2016	BUDGET RECOMM. 2016	ADOPTED 2016
APPROPRIATIONS:									
4160	CONTRACTUAL EXPENSE	1,931	22,000	22,000	1,481	22,000	100.0	22,000	22,000
	TOTAL CONTRACTUAL EXPENSES	1,931	22,000	22,000	1,481	22,000	100.0	22,000	22,000
TOTAL A7550 APPROPRIATIONS		1,931	22,000	22,000	1,481	22,000	100.0	22,000	22,000
REVENUES:									
2770	OTHER, UNCLASSIFIED REVENUE				1,560				
TOTAL A7550 REVENUES					1,560				
TOTAL COUNTY COST		1,931	22,000	22,000	79-	22,000	100.0	22,000	22,000
TOTAL RECREATION AND CULTURE		547,087	561,446	561,446	154,950	531,628	94.7	531,628	531,628

GENERAL ENVIRONMENT DECEMBER 16, 2015 PAGE 219

A8020 - PLANNING DEPARTMENT

OBJECT CODE	ACCOUNT NAME	EXPENDED/ REVENUE 2014	ORIGINAL BUDGET 2015	MODIFIED BUDGET 2015	DEC31-YTD EXP./REL. 2015	DEPARTMENT REQUEST 2016	EST TO ORIG % 2016	BUDGET RECOMM. 2016	ADOPTED 2016
APPROPRIATIONS:									
1000	PERSONAL SERVICES	276,603	299,000	299,000	131,445	368,500	123.2	368,500	368,500
1950	TEMPORARY SERVICES	18,816	38,100	38,100	15,875				
1951	OVERTIME	3,553	12,500	12,500	71	12,500	100.0	12,500	12,500
	TOTAL PERSONAL SERVICES	298,972	349,600	349,600	147,391	381,000	109.0	381,000	381,000
2050	OFFICE MACH, FURNITURE, EQUIP.	3,359	1,000	1,000		1,000	100.0	1,000	1,000
2200	D.P., ELECTRONIC, COMM EQUIP.	3,075	17,000	17,000		11,000	64.7	11,000	11,000
	TOTAL EQUIPMENT	6,434	18,000	18,000		12,000	66.7	12,000	12,000
4020	TRAVEL, TRAINING, DEVELOPMENT	7,755	13,000	13,000	1,395	13,100	100.8	13,100	13,100
4025	CONFERENCES AND SEMINARS	1,198	3,100	3,100	851	3,100	100.0	3,100	3,100
4040	BUILDING RENT & REAL PROPERTY	56,129	58,063	58,063	58,062	49,776	85.7	49,776	49,776
4055	TELEPHONE	3,015	3,600	3,600	1,248	3,600	100.0	3,600	3,600
4060	OFFICE SUPPLIES	2,306	6,700	6,700	569	6,700	100.0	6,700	6,700
4070	SERVICE CONTRACTS	5,400	25,400	25,400		18,500	72.8	18,500	18,500
4075	DATA PROCESSING CHGS/MAINT	28,604	32,023	32,023		35,775	111.7	35,775	35,775
4076	COPIER DEPT CHARGES	4,646	7,000	7,000	2,647	7,000	100.0	7,000	7,000
4080	PROFESSIONAL SERVICES	55,058	6,000	6,000	1,400	48,000	800.0	48,000	48,000
4100	POSTAGE & FREIGHT	7,719	7,650	7,650	564	2,000	26.1	2,000	2,000
4140	EQUIPMENT REPAIR SUPPL. & EXP		150	150		150	100.0	150	150
4190	AGENCY CONTRACTS	18,900	21,450	21,450	13,230	21,450	100.0	21,450	21,450
4200	ADVERTISING FEES OR EXPENSE	1,735	3,000	3,000	629	3,000	100.0	3,000	3,000
4450	FOOD	245	700	700	133	700	100.0	700	700
	TOTAL CONTRACTUAL EXPENSES	192,710	187,836	187,836	80,728	212,851	113.3	212,851	212,851
8100	FICA	21,375	26,290	26,290	10,543	28,850	109.7	28,850	28,850
8200	N.Y.S. RETIREMENT	51,541	61,234	61,234		50,017	81.7	50,017	50,017
8300	HEALTH INSURANCE	71,115	93,776	93,776	37,834	99,901	106.5	99,901	99,901

GENERAL ENVIRONMENT DECEMBER 16, 2015 PAGE 220

A8020 - PLANNING DEPARTMENT

OBJECT CODE	ACCOUNT NAME	EXPENDED/ REVENUE 2014	ORIGINAL BUDGET 2015	MODIFIED BUDGET 2015	DEC31-YTD EXP./REL. 2015	DEPARTMENT REQUEST 2016	EST TO ORIG % 2016	BUDGET RECOMM. 2016	ADOPTED 2016
8311	RETIREE HEALTH INSURANCE	31,520	34,778	34,778	17,690	40,000	115.0	40,000	40,000
8313	DEFERRED COMP MATCH	2,474	4,635	4,635	1,357	4,635	100.0	4,635	4,635
8400	WORKMEN'S COMPENSATION	5,243	4,730	4,730	5,161	5,806	122.7	5,806	5,806
8500	UNEMPLOYMENT		3,828	3,828		3,900	101.9	3,900	3,900
	TOTAL EMPLOYEE BENEFITS	183,268	229,271	229,271	72,585	233,109	101.7	233,109	233,109
TOTAL A8020 APPROPRIATIONS		681,384	784,707	784,707	300,704	838,960	106.9	838,960	838,960
REVENUES:									
2655	MINOR SALES		75	75	8	75	100.0	75	75
2701	REFUND OF PRIOR YEARS EXPENSE	6	21,450		2,353				
3989	STATE - OTHER	34,661		21,450		21,450		21,450	21,450
4789	OTHER FEDERAL	56,206				50,000		50,000	50,000
TOTAL A8020 REVENUES		90,873	21,525	21,525	2,361	71,525	332.3	71,525	71,525
TOTAL COUNTY COST		590,511	763,182	763,182	298,343	767,435	100.6	767,435	767,435

L I V I N G S T O N C O U N T Y B U D G E T

GENERAL ENVIRONMENT DECEMBER 16, 2015 PAGE 221

A8021 - GRANT ADMIN & MGT SERVICES

OBJECT CODE	ACCOUNT NAME	EXPENDED/ REVENUE 2014	ORIGINAL BUDGET 2015	MODIFIED BUDGET 2015	DEC31-YTD EXP./REL. 2015	DEPARTMENT REQUEST 2016	EST TO ORIG % 2016	BUDGET RECOMM. 2016	ADOPTED 2016
APPROPRIATIONS:									
1000	PERSONAL SERVICES					45,000		45,000	45,000
	TOTAL PERSONAL SERVICES					45,000		45,000	45,000
2000	EQUIPMENT					500		500	500
	TOTAL EQUIPMENT					500		500	500
4020	TRAVEL, TRAINING, DEVELOPMENT		1,225	1,225		1,000	81.6	1,000	1,000
4055	TELEPHONE		50	50		50	100.0	50	50
4060	OFFICE SUPPLIES		350	350		350	100.0	350	350
4080	PROFESSIONAL SERVICES	62,874	65,000	65,000	16,110	3,500	5.4	3,500	3,500
4100	POSTAGE & FREIGHT		450	450		450	100.0	450	450
4200	ADVERTISING FEES OR EXPENSE		100	100		100	100.0	100	100
	TOTAL CONTRACTUAL EXPENSES	62,874	67,175	67,175	16,110	5,450	8.1	5,450	5,450
8100	FICA					3,445		3,445	3,445
8200	N.Y.S. RETIREMENT					8,000		8,000	8,000
8300	HEALTH INSURANCE					10,000		10,000	10,000
	TOTAL EMPLOYEE BENEFITS					21,445		21,445	21,445
TOTAL A8021 APPROPRIATIONS		62,874	67,175	67,175	16,110	72,395	107.8	72,395	72,395
TOTAL COUNTY COST		62,874	67,175	67,175	16,110	72,395	107.8	72,395	72,395

GENERAL ENVIRONMENT DECEMBER 16, 2015 PAGE 222

A8025 - GEN/FINGER LAKES REGIONAL COUN

OBJECT CODE	ACCOUNT NAME	EXPENDED/ REVENUE 2014	ORIGINAL BUDGET 2015	MODIFIED BUDGET 2015	DEC31-YTD EXP./REL. 2015	DEPARTMENT REQUEST 2016	EST TO ORIG % 2016	BUDGET RECOMM. 2016	ADOPTED 2016
APPROPRIATIONS:									
4410	PAYMENTS TO OTHER GOVERNMENTS	9,970	9,970	9,970	9,970	9,970	100.0	9,970	9,970
	TOTAL CONTRACTUAL EXPENSES	9,970	9,970	9,970	9,970	9,970	100.0	9,970	9,970
TOTAL A8025 APPROPRIATIONS		9,970	9,970	9,970	9,970	9,970	100.0	9,970	9,970
TOTAL COUNTY COST		9,970	9,970	9,970	9,970	9,970	100.0	9,970	9,970

GENERAL ENVIRONMENT DECEMBER 16, 2015 PAGE 223

A8037 - PUBLIC WORKS

OBJECT CODE	ACCOUNT NAME	EXPENDED/ REVENUE 2014	ORIGINAL BUDGET 2015	MODIFIED BUDGET 2015	DEC31-YTD EXP./REL. 2015	DEPARTMENT REQUEST 2016	EST TO ORIG % 2016	BUDGET RECOMM. 2016	ADOPTED 2016
APPROPRIATIONS:									
1000	PERSONAL SERVICES	652,386	632,181	632,181	251,858	588,000	93.0	588,000	588,000
1951	OVERTIME	28,959	29,287	29,287	13,884	29,000	99.0	29,000	29,000
	TOTAL PERSONAL SERVICES	681,345	661,468	661,468	265,742	617,000	93.3	617,000	617,000
4020	TRAVEL, TRAINING, DEVELOPMENT	799	600	600	422	600	100.0	600	600
4060	OFFICE SUPPLIES	1,322	600	600	597	600	100.0	600	600
4075	DATA PROCESSING CHGS/MAINT	3,600	4,000	4,000		4,000	100.0	4,000	4,000
4100	POSTAGE & FREIGHT	382							
4410	PAYMENTS TO OTHER GOVERNMENTS	28,088	28,088	28,088	28,088	28,088	100.0	28,088	28,088
	TOTAL CONTRACTUAL EXPENSES	34,191	33,288	33,288	29,107	33,288	100.0	33,288	33,288
8100	FICA	50,255	50,602	50,602	19,471	47,500	93.9	47,500	47,500
8200	N.Y.S. RETIREMENT	124,251	135,980	135,980		127,500	93.8	127,500	127,500
8300	HEALTH INSURANCE	161,571	186,135	186,135	76,442	167,200	89.8	167,200	167,200
8311	RETIREE HEALTH INSURANCE	15,017	41,850	41,850	21,148	47,335	113.1	47,335	47,335
8313	DEFERRED COMP MATCH	679	652	652	359	670	102.8	670	670
8400	WORKMEN'S COMPENSATION	9,499	13,230	13,230		10,100	76.3	10,100	10,100
8500	UNEMPLOYMENT		500	500		500	100.0	500	500
	TOTAL EMPLOYEE BENEFITS	361,272	428,949	428,949	117,420	400,805	93.4	400,805	400,805
TOTAL A8037 APPROPRIATIONS		1,076,808	1,123,705	1,123,705	412,269	1,051,093	93.5	1,051,093	1,051,093
REVENUES:									
2189	OTHER INCOME	994,817	1,091,428	1,091,428	421,601	1,012,431	92.8	1,012,431	1,012,431
2701	REFUND OF PRIOR YEARS EXPENSE	143							
TOTAL A8037 REVENUES		994,960	1,091,428	1,091,428	421,601	1,012,431	92.8	1,012,431	1,012,431

GENERAL ENVIRONMENT DECEMBER 16, 2015 PAGE 224

A8037 - PUBLIC WORKS

OBJECT CODE	ACCOUNT NAME	EXPENDED/ REVENUE 2014	ORIGINAL BUDGET 2015	MODIFIED BUDGET 2015	DEC31-YTD EXP./REL. 2015	DEPARTMENT REQUEST 2016	EST TO ORIG % 2016	BUDGET RECOMM. 2016	ADOPTED 2016
TOTAL COUNTY COST		81,848	32,277	32,277	9,332-	38,662	119.8	38,662	38,662

GENERAL ENVIRONMENT DECEMBER 16, 2015 PAGE 225

A8090 - CONESUS LAKE WATERSHED PROG

OBJECT CODE	ACCOUNT NAME	EXPENDED/ REVENUE 2 0 1 4	ORIGINAL BUDGET 2 0 1 5	MODIFIED BUDGET 2 0 1 5	DEC31-YTD EXP./REL. 2 0 1 5	DEPARTMENT REQUEST 2 0 1 6	EST TO ORIG % 2016	BUDGET RECOMM. 2 0 1 6	ADOPTED 2 0 1 6
APPROPRIATIONS:									
1000	PERSONAL SERVICES	21,537	27,338	27,338	13,890	28,169	103.0	28,169	28,169
1950	TEMPORARY SERVICES	5,607							
1951	OVERTIME		750	750	192	500	66.7	500	500
	TOTAL PERSONAL SERVICES	27,144	28,088	28,088	14,082	28,669	102.1	28,669	28,669
	TOTAL EQUIPMENT								
4020	TRAVEL, TRAINING, DEVELOPMENT	845	4,750	4,750	792	3,250	68.4	3,250	3,250
4060	OFFICE SUPPLIES		200	200		300	150.0	300	300
4076	COPIER DEPT CHARGES	230	600	600	37	600	100.0	600	600
4080	PROFESSIONAL SERVICES	93,910	110,880	110,880	7,686	133,100	120.0	133,100	133,100
4100	POSTAGE & FREIGHT	125	100	100	5	200	200.0	200	200
4410	PAYMENTS TO OTHER GOVERNM		398,132	398,132		399,550	100.4	399,550	399,550
	TOTAL CONTRACTUAL EXPENSES	95,110	514,662	514,662	8,520	537,000	104.3	537,000	537,000
8100	FICA	1,990	2,400	2,400	1,017	2,400	100.0	2,400	2,400
8200	N.Y.S. RETIREMENT	267							
8300	HEALTH INSURANCE					4,800		4,800	4,800
8400	WORKMEN'S COMPENSATION	423	500	500	414	500	100.0	500	500
8500	UNEMPLOYMENT		500	500		500	100.0	500	500
	TOTAL EMPLOYEE BENEFITS	2,680	3,400	3,400	1,431	8,200	241.2	8,200	8,200
TOTAL A8090 APPROPRIATIONS		124,934	546,150	546,150	24,033	573,869	105.1	573,869	573,869
REVENUES:									
2189	OTHER INCOME	29,804	30,294	30,294	27,165	32,683	107.9	32,683	32,683
3989	STATE - OTHER	64,828	511,262	511,262	42,308	532,650	104.2	532,650	532,650
TOTAL A8090 REVENUES		94,632	541,556	541,556	69,473	565,333	104.4	565,333	565,333

GENERAL ENVIRONMENT DECEMBER 16, 2015 PAGE 226

A8090 - CONESUS LAKE WATERSHED PROG

OBJECT CODE	ACCOUNT NAME	EXPENDED/ REVENUE 2014	ORIGINAL BUDGET 2015	MODIFIED BUDGET 2015	DEC31-YTD EXP./REL. 2015	DEPARTMENT REQUEST 2016	EST TO ORIG % 2016	BUDGET RECOMM. 2016	ADOPTED 2016
TOTAL COUNTY COST		30,302	4,594	4,594	45,440-	8,536	185.8	8,536	8,536
TOTAL GENERAL ENVIRONMENT		1,955,970	2,531,707	2,531,707	763,086	2,546,287	100.6	2,546,287	2,546,287

NATURAL RESOURCES DECEMBER 16, 2015 PAGE 227

A8710 - CONSERVATION

OBJECT CODE	ACCOUNT NAME	EXPENDED/ REVENUE 2014	ORIGINAL BUDGET 2015	MODIFIED BUDGET 2015	DEC31-YTD EXP./REL. 2015	DEPARTMENT REQUEST 2016	EST TO ORIG % 2016	BUDGET RECOMM. 2016	ADOPTED 2016
APPROPRIATIONS:									
4160	CONTRACTUAL EXPENSE	40,000	45,000	45,000	22,500	45,000	100.0	45,000	45,000
	TOTAL CONTRACTUAL EXPENSES	40,000	45,000	45,000	22,500	45,000	100.0	45,000	45,000
TOTAL A8710 APPROPRIATIONS		40,000	45,000	45,000	22,500	45,000	100.0	45,000	45,000
TOTAL COUNTY COST		40,000	45,000	45,000	22,500	45,000	100.0	45,000	45,000

NATURAL RESOURCES DECEMBER 16, 2015 PAGE 228

A8751 - HEMLOCK LAKE UNION

OBJECT CODE	ACCOUNT NAME	EXPENDED/ REVENUE 2014	ORIGINAL BUDGET 2015	MODIFIED BUDGET 2015	DEC31-YTD EXP./REL. 2015	DEPARTMENT REQUEST 2016	EST TO ORIG % 2016	BUDGET RECOMM. 2016	ADOPTED 2016
APPROPRIATIONS:									
4160	CONTRACTUAL EXPENSE	2,700	2,700	2,700	2,700	2,700	100.0	2,700	2,700
	TOTAL CONTRACTUAL EXPENSES	2,700	2,700	2,700	2,700	2,700	100.0	2,700	2,700
TOTAL A8751 APPROPRIATIONS		2,700	2,700	2,700	2,700	2,700	100.0	2,700	2,700
TOTAL COUNTY COST		2,700	2,700	2,700	2,700	2,700	100.0	2,700	2,700

NATURAL RESOURCES DECEMBER 16, 2015 PAGE 229

A8752 - COOPERATIVE EXTENSION

OBJECT CODE	ACCOUNT NAME	EXPENDED/ REVENUE 2014	ORIGINAL BUDGET 2015	MODIFIED BUDGET 2015	DEC31-YTD EXP./REL. 2015	DEPARTMENT REQUEST 2016	EST TO ORIG % 2016	BUDGET RECOMM. 2016	ADOPTED 2016
APPROPRIATIONS:									
4160	CONTRACTUAL EXPENSE	435,180	443,885	443,885	184,952	452,762	102.0	452,762	452,762
	TOTAL CONTRACTUAL EXPENSES	435,180	443,885	443,885	184,952	452,762	102.0	452,762	452,762
TOTAL A8752 APPROPRIATIONS		435,180	443,885	443,885	184,952	452,762	102.0	452,762	452,762
TOTAL COUNTY COST		435,180	443,885	443,885	184,952	452,762	102.0	452,762	452,762

NATURAL RESOURCES DECEMBER 16, 2015 PAGE 230

A8753 - CALEDONIA FAIR

OBJECT CODE	ACCOUNT NAME	EXPENDED/ REVENUE 2014	ORIGINAL BUDGET 2015	MODIFIED BUDGET 2015	DEC31-YTD EXP./REL. 2015	DEPARTMENT REQUEST 2016	EST TO ORIG % 2016	BUDGET RECOMM. 2016	ADOPTED 2016
APPROPRIATIONS:									
4160	CONTRACTUAL EXPENSE	2,700	2,700	2,700	2,700	2,700	100.0	2,700	2,700
	TOTAL CONTRACTUAL EXPENSES	2,700	2,700	2,700	2,700	2,700	100.0	2,700	2,700
TOTAL A8753 APPROPRIATIONS		2,700	2,700	2,700	2,700	2,700	100.0	2,700	2,700
TOTAL COUNTY COST		2,700	2,700	2,700	2,700	2,700	100.0	2,700	2,700

NATURAL RESOURCES DECEMBER 16, 2015 PAGE 231

A8754 - COUNTY FED OF SPORTSMANS CLB

OBJECT CODE	ACCOUNT NAME	EXPENDED/ REVENUE 2014	ORIGINAL BUDGET 2015	MODIFIED BUDGET 2015	DEC31-YTD EXP./REL. 2015	DEPARTMENT REQUEST 2016	EST TO ORIG % 2016	BUDGET RECOMM. 2016	ADOPTED 2016
APPROPRIATIONS:									
4160	CONTRACTUAL EXPENSE	960	960	960		960	100.0	960	960
	TOTAL CONTRACTUAL EXPENSES	960	960	960		960	100.0	960	960
TOTAL A8754 APPROPRIATIONS		960	960	960		960	100.0	960	960
TOTAL COUNTY COST		960	960	960		960	100.0	960	960

NATURAL RESOURCES DECEMBER 16, 2015 PAGE 232

A8756 - COUNCIL ON ARTS

OBJECT CODE	ACCOUNT NAME	EXPENDED/ REVENUE 2014	ORIGINAL BUDGET 2015	MODIFIED BUDGET 2015	DEC31-YTD EXP./REL. 2015	DEPARTMENT REQUEST 2016	EST TO ORIG % 2016	BUDGET RECOMM. 2016	ADOPTED 2016
APPROPRIATIONS:									
4160	CONTRACTUAL EXPENSE	35,000	35,000	35,000	35,000	35,000	100.0	35,000	35,000
	TOTAL CONTRACTUAL EXPENSES	35,000	35,000	35,000	35,000	35,000	100.0	35,000	35,000
TOTAL A8756 APPROPRIATIONS		35,000	35,000	35,000	35,000	35,000	100.0	35,000	35,000
TOTAL COUNTY COST		35,000	35,000	35,000	35,000	35,000	100.0	35,000	35,000

NATURAL RESOURCES DECEMBER 16, 2015

A8757 - CLARA BARTON CHAPTER # 1

OBJECT CODE	ACCOUNT NAME	EXPENDED/ REVENUE 2 0 1 4	ORIGINAL BUDGET 2 0 1 5	MODIFIED BUDGET 2 0 1 5	DEC31-YTD EXP./REL. 2 0 1 5	DEPARTMENT REQUEST 2 0 1 6	EST TO ORIG % 2016	BUDGET RECOMM. 2 0 1 6	ADOPTED 2 0 1 6
APPROPRIATIONS:									
4160	CONTRACTUAL EXPENSE	6,000	6,000	6,000	6,000	6,000	100.0	6,000	6,000
	TOTAL CONTRACTUAL EXPENSES	6,000	6,000	6,000	6,000	6,000	100.0	6,000	6,000
TOTAL A8757 APPROPRIATIONS		6,000	6,000	6,000	6,000	6,000	100.0	6,000	6,000
TOTAL COUNTY COST		6,000	6,000	6,000	6,000	6,000	100.0	6,000	6,000

NATURAL RESOURCES DECEMBER 16, 2015 PAGE 234

A8825 - CHANCES AND CHANGES

OBJECT CODE	ACCOUNT NAME	EXPENDED/ REVENUE 2014	ORIGINAL BUDGET 2015	MODIFIED BUDGET 2015	DEC31-YTD EXP./REL. 2015	DEPARTMENT REQUEST 2016	EST TO ORIG % 2016	BUDGET RECOMM. 2016	ADOPTED 2016
APPROPRIATIONS:									
4160	CONTRACTUAL EXPENSE	3,000	3,000	3,000		3,000	100.0	3,000	3,000
	TOTAL CONTRACTUAL EXPENSES	3,000	3,000	3,000		3,000	100.0	3,000	3,000
TOTAL A8825 APPROPRIATIONS		3,000	3,000	3,000		3,000	100.0	3,000	3,000
TOTAL COUNTY COST		3,000	3,000	3,000		3,000	100.0	3,000	3,000
TOTAL NATURAL RESOURCES		525,540	539,245	539,245	253,852	548,122	101.6	548,122	548,122

L I V I N G S T O N C O U N T Y B U D G E T

INTER-FUND TRANSFERS & DEBT SERVICE DECEMBER 16, 2015

A8989 - REIMBURSE OTHER MUNICIPALITIES

OBJECT CODE	ACCOUNT NAME	EXPENDED/ REVENUE 2 0 1 4	ORIGINAL BUDGET 2 0 1 5	MODIFIED BUDGET 2 0 1 5	DEC31-YTD EXP./REL. 2 0 1 5	DEPARTMENT REQUEST 2 0 1 6	EST TO ORIG % 2016	BUDGET RECOMM. 2 0 1 6	ADOPTED 2 0 1 6
APPROPRIATIONS:									
4410	PAYMENTS TO OTHER GOVERNMENTS	5,521	10,000	10,000	5,382	10,000	100.0	10,000	10,000
	TOTAL CONTRACTUAL EXPENSES	5,521	10,000	10,000	5,382	10,000	100.0	10,000	10,000
TOTAL A8989 APPROPRIATIONS		5,521	10,000	10,000	5,382	10,000	100.0	10,000	10,000
TOTAL COUNTY COST		5,521	10,000	10,000	5,382	10,000	100.0	10,000	10,000

INTER-FUND TRANSFERS & DEBT SERVICE DECEMBER 16, 2015 PAGE 236

A9710 - SERIAL BONDS

OBJECT CODE	ACCOUNT NAME	EXPENDED/ REVENUE 2014	ORIGINAL BUDGET 2015	MODIFIED BUDGET 2015	DEC31-YTD EXP./REL. 2015	DEPARTMENT REQUEST 2016	EST TO ORIG % 2016	BUDGET RECOMM. 2016	ADOPTED 2016
APPROPRIATIONS:									
6000	PRINCIPAL ON INDEBTEDNESS	1,665,000	1,740,000	1,740,000	370,000	1,779,000	102.2	1,779,000	1,779,000
	TOTAL PRINCIPAL ON INDEBTEDNES	1,665,000	1,740,000	1,740,000	370,000	1,779,000	102.2	1,779,000	1,779,000
7000	INTEREST ON INDEBTEDNESS	776,317	717,000	717,000	361,740	655,000	91.4	655,000	655,000
	TOTAL INTEREST ON INDEBTEDNESS	776,317	717,000	717,000	361,740	655,000	91.4	655,000	655,000
TOTAL A9710 APPROPRIATIONS		2,441,317	2,457,000	2,457,000	731,740	2,434,000	99.1	2,434,000	2,434,000
TOTAL COUNTY COST		2,441,317	2,457,000	2,457,000	731,740	2,434,000	99.1	2,434,000	2,434,000

INTER-FUND TRANSFERS & DEBT SERVICE DECEMBER 16, 2015

A9730 - B.A.N.

OBJECT CODE	ACCOUNT NAME	EXPENDED/ REVENUE 2014	ORIGINAL BUDGET 2015	MODIFIED BUDGET 2015	DEC31-YTD EXP./REL. 2015	DEPARTMENT REQUEST 2016	EST TO ORIG % 2016	BUDGET RECOMM. 2016	ADOPTED 2016
APPROPRIATIONS:									
	TOTAL PRINCIPAL ON INDEBTEDNES								
	TOTAL INTEREST ON INDEBTEDNESS								
TOTAL A9730 APPROPRIATIONS									
TOTAL COUNTY COST									

INTER-FUND TRANSFERS & DEBT SERVICE DECEMBER 16, 2015

A9902 - TRANSFER TO LIAB INS FUND

OBJECT CODE	ACCOUNT NAME	EXPENDED/ REVENUE 2 0 1 4	ORIGINAL BUDGET 2 0 1 5	MODIFIED BUDGET 2 0 1 5	DEC31-YTD EXP./REL. 2 0 1 5	DEPARTMENT REQUEST 2 0 1 6	EST TO ORIG % 2016	BUDGET RECOMM. 2 0 1 6	ADOPTED 2 0 1 6
APPROPRIATIONS:									
9000	INTERFUND TRANSFERS	50,000	50,000	50,000	50,000	50,000	100.0	50,000	50,000
	TOTAL TRANSFERS	50,000	50,000	50,000	50,000	50,000	100.0	50,000	50,000
TOTAL A9902 APPROPRIATIONS		50,000	50,000	50,000	50,000	50,000	100.0	50,000	50,000
TOTAL COUNTY COST		50,000	50,000	50,000	50,000	50,000	100.0	50,000	50,000

INTER-FUND TRANSFERS & DEBT SERVICE DECEMBER 16, 2015

A9904 - TRANSFER TO DEBT SERVICE FUND

OBJECT CODE	ACCOUNT NAME	EXPENDED/ REVENUE 2 0 1 4	ORIGINAL BUDGET 2 0 1 5	MODIFIED BUDGET 2 0 1 5	DEC31-YTD EXP./REL. 2 0 1 5	DEPARTMENT REQUEST 2 0 1 6	EST TO ORIG % 2016	BUDGET RECOMM. 2 0 1 6	ADOPTED 2 0 1 6
APPROPRIATIONS:									
9000	INTERFUND TRANSFERS		1,080,000	1,080,000		1,082,175	100.2	1,082,175	1,082,175
	TOTAL TRANSFERS		1,080,000	1,080,000		1,082,175	100.2	1,082,175	1,082,175
TOTAL A9904 APPROPRIATIONS			1,080,000	1,080,000		1,082,175	100.2	1,082,175	1,082,175
TOTAL COUNTY COST			1,080,000	1,080,000		1,082,175	100.2	1,082,175	1,082,175

INTER-FUND TRANSFERS & DEBT SERVICE DECEMBER 16, 2015 PAGE 240

A9950 - TRANSFER TO CAPITAL

OBJECT CODE	ACCOUNT NAME	EXPENDED/ REVENUE 2014	ORIGINAL BUDGET 2015	MODIFIED BUDGET 2015	DEC31-YTD EXP./REL. 2015	DEPARTMENT REQUEST 2016	EST TO ORIG % 2016	BUDGET RECOMM. 2016	ADOPTED 2016
APPROPRIATIONS:									
9000	INTERFUND TRANSFERS	1,050,000	950,000	1,625,000	1,625,000	950,000	100.0	950,000	950,000
	TOTAL TRANSFERS	1,050,000	950,000	1,625,000	1,625,000	950,000	100.0	950,000	950,000
TOTAL A9950 APPROPRIATIONS		1,050,000	950,000	1,625,000	1,625,000	950,000	100.0	950,000	950,000
TOTAL COUNTY COST		1,050,000	950,000	1,625,000	1,625,000	950,000	100.0	950,000	950,000

INTER-FUND TRANSFERS & DEBT SERVICE DECEMBER 16, 2015

A9951 - TRANSFER TO RESERVE

OBJECT CODE	ACCOUNT NAME	EXPENDED/ REVENUE 2014	ORIGINAL BUDGET 2015	MODIFIED BUDGET 2015	DEC31-YTD EXP./REL. 2015	DEPARTMENT REQUEST 2016	EST TO ORIG % 2016	BUDGET RECOMM. 2016	ADOPTED 2016
APPROPRIATIONS:									
	TOTAL CONTRACTUAL EXPENSES								
TOTAL A9951 APPROPRIATIONS									
TOTAL COUNTY COST									

INTER-FUND TRANSFERS & DEBT SERVICE DECEMBER 16, 2015 PAGE 242

A9952 - INTERFUND TRNSF INFRAST RESERV

OBJECT CODE	ACCOUNT NAME	EXPENDED/ REVENUE 2014	ORIGINAL BUDGET 2015	MODIFIED BUDGET 2015	DEC31-YTD EXP./REL. 2015	DEPARTMENT REQUEST 2016	EST TO ORIG % 2016	BUDGET RECOMM. 2016	ADOPTED 2016
REVENUES:									
2389	INFRASTRUCTURE REIMBURSEMENTS	22,978			13,513				
TOTAL A9952 REVENUES		22,978			13,513				
TOTAL COUNTY COST		22,978-			13,513-				
TOTAL INTER-FUND TRANSFERS & DEBT SERVI		3,546,838	4,547,000	5,222,000	2,412,122	4,526,175	99.5	4,526,175	4,526,175

COMMUNITY DEVELOPMENT DECEMBER 16, 2015 PAGE 243

CD8668 - COMM DEV RENEWAL(CDBG) SM CITY

OBJECT CODE	ACCOUNT NAME	EXPENDED/ REVENUE 2014	ORIGINAL BUDGET 2015	MODIFIED BUDGET 2015	DEC31-YTD EXP./REL. 2015	DEPARTMENT REQUEST 2016	EST TO ORIG % 2016	BUDGET RECOMM. 2016	ADOPTED 2016
APPROPRIATIONS:									
	TOTAL CONTRACTUAL EXPENSES								
TOTAL CD8668 APPROPRIATIONS									
REVENUES:									
TOTAL CD8668 REVENUES									
TOTAL COUNTY COST									
TOTAL COMMUNITY DEVELOPMENT									

RISK RETENTION DECEMBER 16, 2015 PAGE 244

CS1710 - ADMINISTRATION

OBJECT CODE	ACCOUNT NAME	EXPENDED/ REVENUE 2014	ORIGINAL BUDGET 2015	MODIFIED BUDGET 2015	DEC31-YTD EXP./REL. 2015	DEPARTMENT REQUEST 2016	EST TO ORIG % 2016	BUDGET RECOMM. 2016	ADOPTED 2016
APPROPRIATIONS:									
4080	PROFESSIONAL SERVICES	15,503	20,000	20,000	13,692	20,000	100.0	20,000	20,000
	TOTAL CONTRACTUAL EXPENSES	15,503	20,000	20,000	13,692	20,000	100.0	20,000	20,000
TOTAL CS1710 APPROPRIATIONS		15,503	20,000	20,000	13,692	20,000	100.0	20,000	20,000
REVENUES:									
2401	INTEREST	48			19				
2402	INTEREST - RESERVE	866			213				
5031	INTERFUND TRANSF-LIABILITY INS	50,000	50,000	50,000	50,000	50,000	100.0	50,000	50,000
TOTAL CS1710 REVENUES		50,914	50,000	50,000	50,232	50,000	100.0	50,000	50,000
TOTAL COUNTY COST		35,411-	30,000-	30,000-	36,540-	30,000-	100.0	30,000-	30,000-

RISK RETENTION DECEMBER 16, 2015 PAGE 245

CS1930 - JUDGEMENTS & CLAIMS

OBJECT CODE	ACCOUNT NAME	EXPENDED/ REVENUE 2014	ORIGINAL BUDGET 2015	MODIFIED BUDGET 2015	DEC31-YTD EXP./REL. 2015	DEPARTMENT REQUEST 2016	EST TO ORIG % 2016	BUDGET RECOMM. 2016	ADOPTED 2016
APPROPRIATIONS:									
4020	TRAVEL, TRAINING, DEVELOP		30,000	30,000	6,529	30,000	100.0	30,000	30,000
4310	JUDGEMENTS AND CLAIMS	24,292							
	TOTAL CONTRACTUAL EXPENSES	24,292	30,000	30,000	6,529	30,000	100.0	30,000	30,000
TOTAL CS1930 APPROPRIATIONS		24,292	30,000	30,000	6,529	30,000	100.0	30,000	30,000
TOTAL COUNTY COST		24,292	30,000	30,000	6,529	30,000	100.0	30,000	30,000

RISK RETENTION DECEMBER 16, 2015 PAGE 246

CS9050 - UNEMPL. BENEFITS

OBJECT CODE	ACCOUNT NAME	EXPENDED/ REVENUE 2014	ORIGINAL BUDGET 2015	MODIFIED BUDGET 2015	DEC31-YTD EXP./REL. 2015	DEPARTMENT REQUEST 2016	EST TO ORIG % 2016	BUDGET RECOMM. 2016	ADOPTED 2016
APPROPRIATIONS:									
8000	EMPLOYEE BENEFITS	68,416	115,000	115,000	11,363	115,000	100.0	115,000	115,000
	TOTAL EMPLOYEE BENEFITS	68,416	115,000	115,000	11,363	115,000	100.0	115,000	115,000
TOTAL CS9050 APPROPRIATIONS		68,416	115,000	115,000	11,363	115,000	100.0	115,000	115,000
REVENUES:									
1270	SHARED SERVICES - UNEMPLOYMENT	57,983	115,000	115,000	23,361	115,000	100.0	115,000	115,000
2403	INTEREST - UNEMPLOYMENT	702			174				
TOTAL CS9050 REVENUES		58,685	115,000	115,000	23,535	115,000	100.0	115,000	115,000
TOTAL COUNTY COST		9,731			12,172-				
TOTAL RISK RETENTION		108,211	165,000	165,000	31,584	165,000	100.0	165,000	165,000

HIGHWAY DECEMBER 16, 2015 PAGE 247

D5010 - CTY ROAD ADMINISTRATION

OBJECT CODE	ACCOUNT NAME	EXPENDED/ REVENUE 2 0 1 4	ORIGINAL BUDGET 2 0 1 5	MODIFIED BUDGET 2 0 1 5	DEC31-YTD EXP./REL. 2 0 1 5	DEPARTMENT REQUEST 2 0 1 6	EST TO ORIG % 2016	BUDGET RECOMM. 2 0 1 6	ADOPTED 2 0 1 6
APPROPRIATIONS:									
1000	PERSONAL SERVICES	487,736	500,000	500,000	224,827	505,000	101.0	505,000	505,000
1951	OVERTIME		300	300		300	100.0	300	300
	TOTAL PERSONAL SERVICES	487,736	500,300	500,300	224,827	505,300	101.0	505,300	505,300
2050	OFFICE MACH, FURNITURE, EQUIP.	4,674	11,500	21,116	11,280	25,000	217.4	25,000	25,000
	TOTAL EQUIPMENT	4,674	11,500	21,116	11,280	25,000	217.4	25,000	25,000
4020	TRAVEL, TRAINING, DEVELOPMENT	1,297	2,000	1,264	1,072	2,000	100.0	2,000	2,000
4025	CONFERENCES AND SEMINARS	2,309	1,500	2,236	2,083	1,500	100.0	1,500	1,500
4051	WATER & SEWER CHARGES	244	350	350	109	350	100.0	350	350
4055	TELEPHONE	3,904	4,000	4,000	1,968	4,000	100.0	4,000	4,000
4060	OFFICE SUPPLIES	5,278	6,500	6,500	3,567	6,500	100.0	6,500	6,500
4070	SERVICE CONTRACTS	946	2,000	2,000	105	2,000	100.0	2,000	2,000
4075	DATA PROCESSING CHGS/MAINT	6,800	9,450	9,450		10,087	106.7	10,087	10,087
4080	PROFESSIONAL SERVICES		1,500	1,500		1,500	100.0	1,500	1,500
4100	POSTAGE & FREIGHT	993	1,200	1,200	448	1,200	100.0	1,200	1,200
4129	OTHER	6,504	6,000	6,000	3,283	6,000	100.0	6,000	6,000
4170	CONTRACT EXPENSE - HIGHWAY	9,828	15,000	15,000	6,703	15,000	100.0	15,000	15,000
4200	ADVERTISING FEES OR EXPENSE	1,170	2,500	2,500	1,535	3,000	120.0	3,000	3,000
4330	MEDICAL EXAMINATIONS	2,024	2,000	2,000	1,358	2,000	100.0	2,000	2,000
	TOTAL CONTRACTUAL EXPENSES	41,297	54,000	54,000	22,231	55,137	102.1	55,137	55,137
8100	FICA	117,505	129,000	129,000	50,314	140,000	108.5	140,000	140,000
8200	N.Y.S. RETIREMENT	286,887	355,000	355,000		290,000	81.7	290,000	290,000
8300	HEALTH INSURANCE	371,182	438,000	438,000	188,129	469,000	107.1	469,000	469,000
8311	RETIREE HEALTH INSURANCE	63,793	104,000	104,000	44,352	125,000	120.2	125,000	125,000
8313	DEFERRED COMP MATCH	2,499	7,000	7,000	1,501	9,000	128.6	9,000	9,000
8400	WORKMEN'S COMPENSATION	6,801	25,500	25,500	7,387	28,050	110.0	28,050	28,050

HIGHWAY DECEMBER 16, 2015 PAGE 248

D5010 - CTY ROAD ADMINISTRATION

OBJECT CODE	ACCOUNT NAME	EXPENDED/ REVENUE 2 0 1 4	ORIGINAL BUDGET 2 0 1 5	MODIFIED BUDGET 2 0 1 5	DEC31-YTD EXP./REL. 2 0 1 5	DEPARTMENT REQUEST 2 0 1 6	EST TO ORIG % 2016	BUDGET RECOMM. 2 0 1 6	ADOPTED 2 0 1 6
8500	UNEMPLOYMENT	10,000	20,000	20,000		20,000	100.0	20,000	20,000
	TOTAL EMPLOYEE BENEFITS	858,667	1,078,500	1,078,500	291,683	1,081,050	100.2	1,081,050	1,081,050
TOTAL D5010 APPROPRIATIONS		1,392,374	1,644,300	1,653,916	550,021	1,666,487	101.3	1,666,487	1,666,487
REVENUES:									
2301	SNOW REMOVAL, ADMINISTRATIVE	36,928	25,000	25,000	38,826	25,000	100.0	25,000	25,000
2401	INTEREST	336			176				
2655	MINOR SALES	45	100	100	122	100	100.0	100	100
2680	INSURANCE RECOVERY	7,932							
2701	REFUND OF PRIOR YRS EXPENSE	101							
TOTAL D5010 REVENUES		45,342	25,100	25,100	39,124	25,100	100.0	25,100	25,100
TOTAL COUNTY COST		1,347,032	1,619,200	1,628,816	510,897	1,641,387	101.4	1,641,387	1,641,387

HIGHWAY DECEMBER 16, 2015

D5020 - CTY ROAD ENGINEERING

OBJECT CODE	ACCOUNT NAME	EXPENDED/ REVENUE 2 0 1 4	ORIGINAL BUDGET 2 0 1 5	MODIFIED BUDGET 2 0 1 5	DEC31-YTD EXP./REL. 2 0 1 5	DEPARTMENT REQUEST 2 0 1 6	EST TO ORIG % 2016	BUDGET RECOMM. 2 0 1 6	ADOPTED 2 0 1 6
APPROPRIATIONS:									
1000	PERSONAL SERVICES	158,532	170,000	170,000	59,350	159,000	93.5	159,000	159,000
1951	OVERTIME	8,541	9,000	9,000	1,572	9,000	100.0	9,000	9,000
	TOTAL PERSONAL SERVICES	167,073	179,000	179,000	60,922	168,000	93.9	168,000	168,000
2050	OFFICE MACH, FURNITURE, EQUIP.		2,500	2,500		2,500	100.0	2,500	2,500
2200	D.P., ELECTRONIC, COMM EQUIP.	3,557	6,000	16,255	10,255	6,000	100.0	6,000	6,000
	TOTAL EQUIPMENT	3,557	8,500	18,755	10,255	8,500	100.0	8,500	8,500
4020	TRAVEL, TRAINING, DEVELOPMENT	306	500	500	220	500	100.0	500	500
4025	CONFERENCES AND SEMINARS	1,071	1,500	1,216	1,127	1,500	100.0	1,500	1,500
4060	OFFICE SUPPLIES	1,050	1,000	1,000	626	1,000	100.0	1,000	1,000
4070	SERVICE CONTRACTS	3,802	8,500	8,783	8,804	8,500	100.0	8,500	8,500
4075	DATA PROCESSING CHGS/MAINT	3,000	3,500	3,500		4,323	123.5	4,323	4,323
4080	PROFESSIONAL SERVICES	2,295	6,500	6,500		6,500	100.0	6,500	6,500
4127	OUTSIDE REPAIRS		1,000	1,000		1,000	100.0	1,000	1,000
	TOTAL CONTRACTUAL EXPENSES	11,524	22,500	22,499	10,777	23,323	103.7	23,323	23,323
8313	DEFERRED COMP MATCH	186							
	TOTAL EMPLOYEE BENEFITS	186							
TOTAL D5020 APPROPRIATIONS		182,340	210,000	220,254	81,954	199,823	95.2	199,823	199,823
REVENUES:									
TOTAL D5020 REVENUES									

HIGHWAY DECEMBER 16, 2015 PAGE 250

D5020 - CTY ROAD ENGINEERING

OBJECT CODE	ACCOUNT NAME	EXPENDED/ REVENUE 2014	ORIGINAL BUDGET 2015	MODIFIED BUDGET 2015	DEC31-YTD EXP./REL. 2015	DEPARTMENT REQUEST 2016	EST TO ORIG % 2016	BUDGET RECOMM. 2016	ADOPTED 2016
TOTAL COUNTY COST		182,340	210,000	220,254	81,954	199,823	95.2	199,823	199,823

L I V I N G S T O N C O U N T Y B U D G E T

HIGHWAY DECEMBER 16, 2015 PAGE 251

D5021 - SAFE PASSING ZONE STUDY

OBJECT CODE	ACCOUNT NAME	EXPENDED/ REVENUE 2014	ORIGINAL BUDGET 2015	MODIFIED BUDGET 2015	DEC31-YTD EXP./REL. 2015	DEPARTMENT REQUEST 2016	EST TO ORIG % 2016	BUDGET RECOMM. 2016	ADOPTED 2016
APPROPRIATIONS:									
	TOTAL CONTRACTUAL EXPENSES								
TOTAL D5021 APPROPRIATIONS									
REVENUES:									
TOTAL D5021 REVENUES									
TOTAL COUNTY COST									

HIGHWAY DECEMBER 16, 2015 PAGE 252

D5110 - CTY ROAD MAINTENANCE

OBJECT CODE	ACCOUNT NAME	EXPENDED/ REVENUE 2 0 1 4	ORIGINAL BUDGET 2 0 1 5	MODIFIED BUDGET 2 0 1 5	DEC31-YTD EXP./REL. 2 0 1 5	DEPARTMENT REQUEST 2 0 1 6	EST TO ORIG % 2016	BUDGET RECOMM. 2 0 1 6	ADOPTED 2 0 1 6
APPROPRIATIONS:									
1000	PERSONAL SERVICES	514,218	488,000	488,000	316,023	525,000	107.6	525,000	525,000
1950	TEMPORARY SERVICES		25,000	25,000	2,655-	25,000	100.0	25,000	25,000
1951	OVERTIME	17,262	28,000	28,000	9,318	28,000	100.0	28,000	28,000
	TOTAL PERSONAL SERVICES	531,480	541,000	541,000	322,685	578,000	106.8	578,000	578,000
4075	DATA PROCESSING CHGS/MAINT	7,929	8,250	8,250		5,764	69.9	5,764	5,764
4130	LEASE OF VEHICLES	14,908	25,000	25,000		25,000	100.0	25,000	25,000
4170	CONTRACT EXPENSE - HIGHWAY	130,557	370,000	340,000		370,000	100.0	370,000	370,000
4171	PAVEMENT MARKING	116,718	130,000	130,000		130,000	100.0	130,000	130,000
4360	SAFETY EXPENSES	13,250	12,000	12,000	3,306	12,000	100.0	12,000	12,000
4410	PAYMENTS TO OTHER GOVERNMENTS	251,364	180,000	180,000	28,869	180,000	100.0	180,000	180,000
4421	STONE	103,239	90,000	90,000	61,398	90,000	100.0	90,000	90,000
4424	BITUMINOUS PRODUCTS	236,197	85,000	85,000		85,000	100.0	85,000	85,000
4426	SIGNS	33,125	50,000	67,514	20,652	50,000	100.0	50,000	50,000
4427	CULVERT PIPE	72,277	55,000	80,000	56,871	80,000	145.5	80,000	80,000
4428	PATCHING MATERIAL	16,954	30,000	30,000	4,201	30,000	100.0	30,000	30,000
4429	OTHER	30,137	20,000	28,179	25,022	20,000	100.0	20,000	20,000
4490	EASEMENTS / LAND TAKING		1,000	1,000		1,000	100.0	1,000	1,000
	TOTAL CONTRACTUAL EXPENSES	1,026,655	1,056,250	1,076,943	200,319	1,078,764	102.1	1,078,764	1,078,764
8100	FICA				68				
8313	DEFERRED COMP MATCH	5,219			2,781				
	TOTAL EMPLOYEE BENEFITS	5,219			2,849				
9000	INTERFUND TRANSFERS	775,557	792,510	792,510		988,166	124.7	988,166	988,166
	TOTAL TRANSFERS	775,557	792,510	792,510		988,166	124.7	988,166	988,166
TOTAL D5110 APPROPRIATIONS		2,338,911	2,389,760	2,410,453	525,853	2,644,930	110.7	2,644,930	2,644,930

HIGHWAY DECEMBER 16, 2015 PAGE 253

D5110 - CTY ROAD MAINTENANCE

OBJECT CODE	ACCOUNT NAME	EXPENDED/ REVENUE 2014	ORIGINAL BUDGET 2015	MODIFIED BUDGET 2015	DEC31-YTD EXP./REL. 2015	DEPARTMENT REQUEST 2016	EST TO ORIG % 2016	BUDGET RECOMM. 2016	ADOPTED 2016
REVENUES:									
1001	TAX LEVY	7,617,104	7,653,520	7,653,520	7,653,520	8,530,407	111.5	8,530,407	8,530,407
2650	SALE OF SCRAP	2,400			2,543				
2770	OTHER UNCLASSIFIED REVENUE	69,196	7,500	7,500	13,955	7,500	100.0	7,500	7,500
2772	SIGN REIMBURSEMENT	17,703	10,000	10,000	5,501	5,000	50.0	5,000	5,000
2773	REIMBURSEMENT FROM OTHER GOVTS	79,717	1,500	1,500	6,796	7,500	500.0	7,500	7,500
3960	EMERGENCY DISASTER AID	27,574							
4960	EMERGENCY DISASTER AID	82,723							
TOTAL D5110 REVENUES		7,896,417	7,672,520	7,672,520	7,682,315	8,550,407	111.4	8,550,407	8,550,407
TOTAL COUNTY COST		5,557,506-	5,282,760-	5,262,067-	7,156,462-	5,905,477-	111.8	5,905,477-	5,905,477-

HIGHWAY DECEMBER 16, 2015 PAGE 254

D5111 - COUNTY BRIDGE PROGRAM

OBJECT CODE	ACCOUNT NAME	EXPENDED/ REVENUE 2014	ORIGINAL BUDGET 2015	MODIFIED BUDGET 2015	DEC31-YTD EXP./REL. 2015	DEPARTMENT REQUEST 2016	EST TO ORIG % 2016	BUDGET RECOMM. 2016	ADOPTED 2016
APPROPRIATIONS:									
4080	PROFESSIONAL SERVICES	883	35,000	35,000	6,517	35,000	100.0	35,000	35,000
4130	LEASE OF VEHICLES	195	15,000	15,000		15,000	100.0	15,000	15,000
4170	CONTRACT EXPENSE - HIGHWA	264,023	65,000	65,000		65,000	100.0	65,000	65,000
4360	SAFETY EXPENSES		2,000	2,000		2,000	100.0	2,000	2,000
4410	PAYMENTS TO OTHER GOVERNM	971	15,000	15,000		15,000	100.0	15,000	15,000
4421	STONE		92,000	92,000		92,000	100.0	92,000	92,000
4424	BITUMINOUS PRODUCTS		30,000	30,000		30,000	100.0	30,000	30,000
4425	BRIDGE MATERIALS	142,242-	265,000	265,000	1,795	265,000	100.0	265,000	265,000
4427	CULVERT PIPE	5,736	20,000	20,000		20,000	100.0	20,000	20,000
4429	OTHER	424	8,000	8,000		8,000	100.0	8,000	8,000
4490	EASEMENTS / LAND TAKING		3,000	3,000		3,000	100.0	3,000	3,000
	TOTAL CONTRACTUAL EXPENSES	129,989	550,000	550,000	8,312	550,000	100.0	550,000	550,000
9000	INTERFUND TRANSFERS	152,319		54,584	54,584				
	TOTAL TRANSFERS	152,319		54,584	54,584				
TOTAL D5111 APPROPRIATIONS		282,308	550,000	604,584	62,896	550,000	100.0	550,000	550,000
REVENUES:									
2650	SALE OF SCRAP		5,000	5,000		5,000	100.0	5,000	5,000
TOTAL D5111 REVENUES			5,000	5,000		5,000	100.0	5,000	5,000
TOTAL COUNTY COST		282,308	545,000	599,584	62,896	545,000	100.0	545,000	545,000

HIGHWAY DECEMBER 16, 2015 PAGE 255

D5112 - CHIPS CAPITAL PROJECT - LAF

OBJECT CODE	ACCOUNT NAME	EXPENDED/ REVENUE 2014	ORIGINAL BUDGET 2015	MODIFIED BUDGET 2015	DEC31-YTD EXP./REL. 2015	DEPARTMENT REQUEST 2016	EST TO ORIG % 2016	BUDGET RECOMM. 2016	ADOPTED 2016
APPROPRIATIONS:									
4130	LEASE OF VEHICLES	20,421	20,000	20,000		20,000	100.0	20,000	20,000
4170	CONTRACT EXPENSE - HIGHWAY	386,621	586,273	586,273		586,273	100.0	586,273	586,273
4410	PAYMENTS TO OTHER GOVERNMENTS	217,495	75,000	75,000	7,195	75,000	100.0	75,000	75,000
4421	STONE	226,627	100,000	100,000	4,136	100,000	100.0	100,000	100,000
4424	BITUMINOUS PRODUCTS	132,775	150,000	150,000		150,000	100.0	150,000	150,000
4427	CULVERT PIPE	22,332	75,000	75,000		75,000	100.0	75,000	75,000
	TOTAL CONTRACTUAL EXPENSES	1,006,271	1,006,273	1,006,273	11,331	1,006,273	100.0	1,006,273	1,006,273
TOTAL D5112 APPROPRIATIONS		1,006,271	1,006,273	1,006,273	11,331	1,006,273	100.0	1,006,273	1,006,273
REVENUES:									
3501	STATE AID - CHIPS	1,006,273	1,006,273	1,006,273		1,006,273	100.0	1,006,273	1,006,273
TOTAL D5112 REVENUES		1,006,273	1,006,273	1,006,273		1,006,273	100.0	1,006,273	1,006,273
TOTAL COUNTY COST		2-			11,331				

D5113 - CAPITAL PROJECTS CO RD

OBJECT CODE	ACCOUNT NAME	EXPENDED/ REVENUE 2 0 1 4	ORIGINAL BUDGET 2 0 1 5	MODIFIED BUDGET 2 0 1 5	DEC31-YTD EXP./REL. 2 0 1 5	DEPARTMENT REQUEST 2 0 1 6	EST TO ORIG % 2016	BUDGET RECOMM. 2 0 1 6	ADOPTED 2 0 1 6
APPROPRIATIONS:									
1000	PERSONAL SERVICES	344,515	488,000	488,000	63,656	525,000	107.6	525,000	525,000
1950	TEMPORARY SERVICES	37,723	25,000	25,000	5,540	25,000	100.0	25,000	25,000
1951	OVERTIME	10,918	28,000	28,000	3,165	28,000	100.0	28,000	28,000
	TOTAL PERSONAL SERVICES	393,156	541,000	541,000	72,361	578,000	106.8	578,000	578,000
4130	LEASE OF VEHICLES	8,400	25,000	25,000		25,000	100.0	25,000	25,000
4170	CONTRACT EXPENSE - HIGHWAY	973,573	350,000	350,000		350,000	100.0	350,000	350,000
4410	PAYMENTS TO OTHER GOVERNMENTS	99,122	155,000	155,000	10,209	155,000	100.0	155,000	155,000
4421	STONE	26,242	135,000	178,361	43,361	135,000	100.0	135,000	135,000
4424	BITUMINOUS PRODUCTS	157,883	85,000	85,000		85,000	100.0	85,000	85,000
4427	CULVERT PIPE	1,702	80,000	80,000	17,154	80,000	100.0	80,000	80,000
4429	OTHER	14,576	20,000	34,194	13,156	20,000	100.0	20,000	20,000
	TOTAL CONTRACTUAL EXPENSES	1,281,498	850,000	907,555	83,880	850,000	100.0	850,000	850,000
9000	INTERFUND TRANSFERS	775,557	792,510	792,510		988,167	124.7	988,167	988,167
	TOTAL TRANSFERS	775,557	792,510	792,510		988,167	124.7	988,167	988,167
TOTAL D5113 APPROPRIATIONS		2,450,211	2,183,510	2,241,065	156,241	2,416,167	110.7	2,416,167	2,416,167
REVENUES:									
2650	SALE OF SCRAP				174				
2770	OTHER UNCLASSIFIED REVENUE				7,500				
5031	INTERFUND TRANSFER	181,000							
TOTAL D5113 REVENUES		181,000			7,674				

HIGHWAY DECEMBER 16, 2015 PAGE 257

D5113 - CAPITAL PROJECTS CO RD

OBJECT CODE	ACCOUNT NAME	EXPENDED/ REVENUE 2014	ORIGINAL BUDGET 2015	MODIFIED BUDGET 2015	DEC31-YTD EXP./REL. 2015	DEPARTMENT REQUEST 2016	EST TO ORIG % 2016	BUDGET RECOMM. 2016	ADOPTED 2016
TOTAL COUNTY COST		2,269,211	2,183,510	2,241,065	148,567	2,416,167	110.7	2,416,167	2,416,167

HIGHWAY DECEMBER 16, 2015 PAGE 258

D5118 - KYSOR-BYERS (CR59)

OBJECT CODE	ACCOUNT NAME	EXPENDED/ REVENUE 2014	ORIGINAL BUDGET 2015	MODIFIED BUDGET 2015	DEC31-YTD EXP./REL. 2015	DEPARTMENT REQUEST 2016	EST TO ORIG % 2016	BUDGET RECOMM. 2016	ADOPTED 2016
APPROPRIATIONS:									
	TOTAL CONTRACTUAL EXPENSES								
TOTAL D5118 APPROPRIATIONS									
REVENUES:									
TOTAL D5118 REVENUES									
TOTAL COUNTY COST									

HIGHWAY DECEMBER 16, 2015 PAGE 259

D5119 - HUNTS HOLLOW BRIDGE

OBJECT CODE	ACCOUNT NAME	EXPENDED/ REVENUE 2014	ORIGINAL BUDGET 2015	MODIFIED BUDGET 2015	DEC31-YTD EXP./REL. 2015	DEPARTMENT REQUEST 2016	EST TO ORIG % 2016	BUDGET RECOMM. 2016	ADOPTED 2016
REVENUES:									
TOTAL D5119 REVENUES									
TOTAL COUNTY COST									

HIGHWAY DECEMBER 16, 2015 PAGE 260

D5120 - KNOX STREET BRIDGE

OBJECT CODE	ACCOUNT NAME	EXPENDED/ REVENUE 2014	ORIGINAL BUDGET 2015	MODIFIED BUDGET 2015	DEC31-YTD EXP./REL. 2015	DEPARTMENT REQUEST 2016	EST TO ORIG % 2016	BUDGET RECOMM. 2016	ADOPTED 2016
REVENUES:									
TOTAL D5120 REVENUES									
TOTAL COUNTY COST									

HIGHWAY DECEMBER 16, 2015 PAGE 261

D5124 - PIONEER ROAD BRIDGE

OBJECT CODE	ACCOUNT NAME	EXPENDED/ REVENUE 2014	ORIGINAL BUDGET 2015	MODIFIED BUDGET 2015	DEC31-YTD EXP./REL. 2015	DEPARTMENT REQUEST 2016	EST TO ORIG % 2016	BUDGET RECOMM. 2016	ADOPTED 2016
APPROPRIATIONS:									
	TOTAL CONTRACTUAL EXPENSES								
TOTAL D5124 APPROPRIATIONS									
REVENUES:									
TOTAL D5124 REVENUES									
TOTAL COUNTY COST									

HIGHWAY DECEMBER 16, 2015 PAGE 262

D5125 - SWANSON ROAD BRIDGE

OBJECT CODE	ACCOUNT NAME	EXPENDED/ REVENUE 2014	ORIGINAL BUDGET 2015	MODIFIED BUDGET 2015	DEC31-YTD EXP./REL. 2015	DEPARTMENT REQUEST 2016	EST TO ORIG % 2016	BUDGET RECOMM. 2016	ADOPTED 2016
APPROPRIATIONS:									
4170	CONTRACT EXPENSE - HIGHWAY	17,435							
	TOTAL CONTRACTUAL EXPENSES	17,435							
TOTAL D5125 APPROPRIATIONS		17,435							
REVENUES:									
4591	FEDERAL HIGHWAY CAPITAL GRANTS	4,336-							
TOTAL D5125 REVENUES		4,336-							
TOTAL COUNTY COST		21,771							

HIGHWAY DECEMBER 16, 2015 PAGE 263

D5126 - WILDCAT ROAD BRIDGE

OBJECT CODE	ACCOUNT NAME	EXPENDED/ REVENUE 2014	ORIGINAL BUDGET 2015	MODIFIED BUDGET 2015	DEC31-YTD EXP./REL. 2015	DEPARTMENT REQUEST 2016	EST TO ORIG % 2016	BUDGET RECOMM. 2016	ADOPTED 2016
APPROPRIATIONS:									
	TOTAL CONTRACTUAL EXPENSES								
TOTAL D5126 APPROPRIATIONS									
REVENUES:									
3591	STATE HIGHWAY CAPITAL PROJECTS				10,395				
4591	FEDERAL HIGHWAY CAPITAL GRANTS	60,030-			5,545				
TOTAL D5126 REVENUES		60,030-			15,940				
TOTAL COUNTY COST		60,030			15,940-				

HIGHWAY DECEMBER 16, 2015 PAGE 264

D5129 - CR 10 GROVELAND ROAD FSP

OBJECT CODE	ACCOUNT NAME	EXPENDED/ REVENUE 2014	ORIGINAL BUDGET 2015	MODIFIED BUDGET 2015	DEC31-YTD EXP./REL. 2015	DEPARTMENT REQUEST 2016	EST TO ORIG % 2016	BUDGET RECOMM. 2016	ADOPTED 2016
APPROPRIATIONS:									
	TOTAL CONTRACTUAL EXPENSES								
TOTAL D5129 APPROPRIATIONS									
REVENUES:									
TOTAL D5129 REVENUES									
TOTAL COUNTY COST									

HIGHWAY DECEMBER 16, 2015 PAGE 265

D5130 - CHIPS CAPITAL - T.I.F

OBJECT CODE	ACCOUNT NAME	EXPENDED/ REVENUE 2014	ORIGINAL BUDGET 2015	MODIFIED BUDGET 2015	DEC31-YTD EXP./REL. 2015	DEPARTMENT REQUEST 2016	EST TO ORIG % 2016	BUDGET RECOMM. 2016	ADOPTED 2016
APPROPRIATIONS:									
4130	LEASE OF VEHICLES	26,653	30,000	30,000		30,000	100.0	30,000	30,000
4170	CONTRACT EXPENSE - HIGHWAY	278,088	280,782	357,282		280,782	100.0	280,782	280,782
4410	PAYMENTS TO OTHER GOVERNM	174,927	46,000	46,000		46,000	100.0	46,000	46,000
4421	STONE	120,009	80,000	130,000	88,584	80,000	100.0	80,000	80,000
4424	BITUMINOUS PRODUCTS	27,059	150,000	23,500		150,000	100.0	150,000	150,000
4427	CULVERT PIPE	10,044	50,000	50,000		50,000	100.0	50,000	50,000
	TOTAL CONTRACTUAL EXPENSES	636,780	636,782	636,782	88,584	636,782	100.0	636,782	636,782
TOTAL D5130 APPROPRIATIONS		636,780	636,782	636,782	88,584	636,782	100.0	636,782	636,782
REVENUES:									
3501	STATE AID - CHIPS	636,782	636,782	636,782		636,782	100.0	636,782	636,782
TOTAL D5130 REVENUES		636,782	636,782	636,782		636,782	100.0	636,782	636,782
TOTAL COUNTY COST		2-			88,584				

HIGHWAY DECEMBER 16, 2015 PAGE 266

D5131 - OLD STATE ROAD BRIDGE

OBJECT CODE	ACCOUNT NAME	EXPENDED/ REVENUE 2014	ORIGINAL BUDGET 2015	MODIFIED BUDGET 2015	DEC31-YTD EXP./REL. 2015	DEPARTMENT REQUEST 2016	EST TO ORIG % 2016	BUDGET RECOMM. 2016	ADOPTED 2016
APPROPRIATIONS:									
4170	CONTRACT EXPENSE - HIGHWA	10,250							
	TOTAL CONTRACTUAL EXPENSES	10,250							
TOTAL D5131 APPROPRIATIONS		10,250							
REVENUES:									
4591	FEDERAL HIGHWAY CAPITAL G	8,200							
TOTAL D5131 REVENUES		8,200							
TOTAL COUNTY COST		2,050							

HIGHWAY DECEMBER 16, 2015 PAGE 267

D5132 - MAPLE BEACH ROAD

OBJECT CODE	ACCOUNT NAME	EXPENDED/ REVENUE 2014	ORIGINAL BUDGET 2015	MODIFIED BUDGET 2015	DEC31-YTD EXP./REL. 2015	DEPARTMENT REQUEST 2016	EST TO ORIG % 2016	BUDGET RECOMM. 2016	ADOPTED 2016
APPROPRIATIONS:									
	TOTAL CONTRACTUAL EXPENSES								
TOTAL D5132 APPROPRIATIONS									
REVENUES:									
TOTAL D5132 REVENUES									
TOTAL COUNTY COST									

HIGHWAY DECEMBER 16, 2015 PAGE 268

D5133 - WOODSVILLE ROAD BRIDGE

OBJECT CODE	ACCOUNT NAME	EXPENDED/ REVENUE 2014	ORIGINAL BUDGET 2015	MODIFIED BUDGET 2015	DEC31-YTD EXP./REL. 2015	DEPARTMENT REQUEST 2016	EST TO ORIG % 2016	BUDGET RECOMM. 2016	ADOPTED 2016
APPROPRIATIONS:									
4080	PROFESSIONAL SERVICES	16,785	10,000	10,000					
	TOTAL CONTRACTUAL EXPENSES	16,785	10,000	10,000					
TOTAL D5133 APPROPRIATIONS		16,785	10,000	10,000					
REVENUES:									
2773	REIMBURSEMENT FROM OTHER	839	2,000	2,000					
3591	STATE HIGHWAY CAPITAL PRO	172-							
4591	FEDERAL HIGHWAY CAPITAL G	13,428	8,000	8,000					
TOTAL D5133 REVENUES		14,095	10,000	10,000					
TOTAL COUNTY COST		2,690							

L I V I N G S T O N C O U N T Y B U D G E T

HIGHWAY DECEMBER 16, 2015 PAGE 269

D5134 - 2 BRIDGES PM

OBJECT CODE	ACCOUNT NAME	EXPENDED/ REVENUE 2 0 1 4	ORIGINAL BUDGET 2 0 1 5	MODIFIED BUDGET 2 0 1 5	DEC31-YTD EXP./REL. 2 0 1 5	DEPARTMENT REQUEST 2 0 1 6	EST TO ORIG % 2016	BUDGET RECOMM. 2 0 1 6	ADOPTED 2 0 1 6
APPROPRIATIONS:									
4080	PROFESSIONAL SERVICES	9,289	1,000	1,000					
4170	CONTRACT EXPENSE - HIGHWA	50,401							
	TOTAL CONTRACTUAL EXPENSES	59,690	1,000	1,000					
TOTAL D5134 APPROPRIATIONS		59,690	1,000	1,000					
REVENUES:									
3591	STATE HIGHWAY CAPITAL PRO	3,810	150	150	3,965				
4591	FEDERAL HIGHWAY CAPITAL GRANTS	22,695	800	800					
TOTAL D5134 REVENUES		26,505	950	950	3,965				
TOTAL COUNTY COST		33,185	50	50	3,965-				

HIGHWAY DECEMBER 16, 2015 PAGE 270

D5135 - WALNUT STREET BRIDGE

OBJECT CODE	ACCOUNT NAME	EXPENDED/ REVENUE 2014	ORIGINAL BUDGET 2015	MODIFIED BUDGET 2015	DEC31-YTD EXP./REL. 2015	DEPARTMENT REQUEST 2016	EST TO ORIG % 2016	BUDGET RECOMM. 2016	ADOPTED 2016
APPROPRIATIONS:									
4080	PROFESSIONAL SERVICES	46,437-							
4170	CONTRACT EXPENSE - HIGHWAY	45,238-	80,000	80,000					
4490	EASEMENTS / LAND TAKING	15,700-							
	TOTAL CONTRACTUAL EXPENSES	107,375-	80,000	80,000					
TOTAL D5135 APPROPRIATIONS		107,375-	80,000	80,000					
REVENUES:									
3591	STATE HIGHWAY CAPITAL PROJECTS	68,688	12,000	12,000					
4591	FEDERAL HIGHWAY CAPITAL GRANTS	366,339	64,000	64,000					
TOTAL D5135 REVENUES		435,027	76,000	76,000					
TOTAL COUNTY COST		542,402-	4,000	4,000					

HIGHWAY DECEMBER 16, 2015 PAGE 271

D5136 - CHIPS 2015 SEVERE WINTER

OBJECT CODE	ACCOUNT NAME	EXPENDED/ REVENUE 2014	ORIGINAL BUDGET 2015	MODIFIED BUDGET 2015	DEC31-YTD EXP./REL. 2015	DEPARTMENT REQUEST 2016	EST TO ORIG % 2016	BUDGET RECOMM. 2016	ADOPTED 2016
APPROPRIATIONS:									
4170	CONTRACT EXPENSE - HIGHWAY	137,998		172,498					
	TOTAL CONTRACTUAL EXPENSES	137,998		172,498					
TOTAL D5136 APPROPRIATIONS		137,998		172,498					
REVENUES:									
3501	STATE AID - CHIPS	137,998		172,498					
TOTAL D5136 REVENUES		137,998		172,498					
TOTAL COUNTY COST									

L I V I N G S T O N C O U N T Y B U D G E T

HIGHWAY DECEMBER 16, 2015 PAGE 272

D5137 - 4 BRIDGES PM

OBJECT CODE	ACCOUNT NAME	EXPENDED/ REVENUE 2014	ORIGINAL BUDGET 2015	MODIFIED BUDGET 2015	DEC31-YTD EXP./REL. 2015	DEPARTMENT REQUEST 2016	EST TO ORIG % 2016	BUDGET RECOMM. 2016	ADOPTED 2016
APPROPRIATIONS:									
4080	PROFESSIONAL SERVICES		127,000	127,000					
4170	CONTRACT EXPENSE - HIGHWA					1,800,000		1,800,000	1,800,000
	TOTAL CONTRACTUAL EXPENSES		127,000	127,000		1,800,000	1417.3	1,800,000	1,800,000
TOTAL D5137 APPROPRIATIONS			127,000	127,000		1,800,000	1417.3	1,800,000	1,800,000
REVENUES:									
3591	STATE HIGHWAY CAPITAL PRO					234,150		234,150	234,150
4591	FEDERAL HIGHWAY CAPITAL G		101,600	101,600		1,248,000	1228.3	1,248,000	1,248,000
TOTAL D5137 REVENUES			101,600	101,600		1,482,150	1458.8	1,482,150	1,482,150
TOTAL COUNTY COST			25,400	25,400		317,850	1251.4	317,850	317,850

HIGHWAY DECEMBER 16, 2015 PAGE 273

D5138 - APPLINVILLE ROAD BRIDGE

OBJECT CODE	ACCOUNT NAME	EXPENDED/ REVENUE 2014	ORIGINAL BUDGET 2015	MODIFIED BUDGET 2015	DEC31-YTD EXP./REL. 2015	DEPARTMENT REQUEST 2016	EST TO ORIG % 2016	BUDGET RECOMM. 2016	ADOPTED 2016
APPROPRIATIONS:									
4080	PROFESSIONAL SERVICES		218,000	218,000	6,547	105,000	48.2	105,000	105,000
	TOTAL CONTRACTUAL EXPENSES		218,000	218,000	6,547	105,000	48.2	105,000	105,000
TOTAL D5138 APPROPRIATIONS			218,000	218,000	6,547	105,000	48.2	105,000	105,000
REVENUES:									
3591	STATE HIGHWAY CAPITAL PRO					15,750		15,750	15,750
4591	FEDERAL HIGHWAY CAPITAL G		174,400	174,400	5,238	76,000	43.6	76,000	76,000
TOTAL D5138 REVENUES			174,400	174,400	5,238	91,750	52.6	91,750	91,750
TOTAL COUNTY COST			43,600	43,600	1,309	13,250	30.4	13,250	13,250

HIGHWAY DECEMBER 16, 2015 PAGE 274

D5140 - HAZARD MITIGATION MAINTENANCE

OBJECT CODE	ACCOUNT NAME	EXPENDED/ REVENUE 2014	ORIGINAL BUDGET 2015	MODIFIED BUDGET 2015	DEC31-YTD EXP./REL. 2015	DEPARTMENT REQUEST 2016	EST TO ORIG % 2016	BUDGET RECOMM. 2016	ADOPTED 2016
APPROPRIATIONS:									
4130	LEASE OF VEHICLES		3,000	3,000		3,000	100.0	3,000	3,000
4170	CONTRACT EXPENSE - HIGHWA		3,000	3,000		3,000	100.0	3,000	3,000
4410	PAYMENTS TO OTHER GOVERNM		3,000	3,000		3,000	100.0	3,000	3,000
4421	STONE		18,000	18,000		18,000	100.0	18,000	18,000
4424	BITUMINOUS PRODUCTS		2,000	2,000		2,000	100.0	2,000	2,000
4427	CULVERT PIPE		2,000	2,000		2,000	100.0	2,000	2,000
4429	OTHER		1,000	1,000		1,000	100.0	1,000	1,000
	TOTAL CONTRACTUAL EXPENSES		32,000	32,000		32,000	100.0	32,000	32,000
TOTAL D5140 APPROPRIATIONS			32,000	32,000		32,000	100.0	32,000	32,000
TOTAL COUNTY COST			32,000	32,000		32,000	100.0	32,000	32,000

HIGHWAY DECEMBER 16, 2015

D5142 - CTY ROAD SNOW REMOVAL

OBJECT CODE	ACCOUNT NAME	EXPENDED/ REVENUE 2 0 1 4	ORIGINAL BUDGET 2 0 1 5	MODIFIED BUDGET 2 0 1 5	DEC31-YTD EXP./REL. 2 0 1 5	DEPARTMENT REQUEST 2 0 1 6	EST TO ORIG % 2016	BUDGET RECOMM. 2 0 1 6	ADOPTED 2 0 1 6
APPROPRIATIONS:									
4410	PAYMENTS TO OTHER GOVERNMENTS	968,120	970,000	970,000	645,413	1,090,000	112.4	1,090,000	1,090,000
	TOTAL CONTRACTUAL EXPENSES	968,120	970,000	970,000	645,413	1,090,000	112.4	1,090,000	1,090,000
TOTAL D5142 APPROPRIATIONS		968,120	970,000	970,000	645,413	1,090,000	112.4	1,090,000	1,090,000
TOTAL COUNTY COST		968,120	970,000	970,000	645,413	1,090,000	112.4	1,090,000	1,090,000

HIGHWAY DECEMBER 16, 2015 PAGE 276

D5144 - STATE SNOW AND ICE

OBJECT CODE	ACCOUNT NAME	EXPENDED/ REVENUE 2014	ORIGINAL BUDGET 2015	MODIFIED BUDGET 2015	DEC31-YTD EXP./REL. 2015	DEPARTMENT REQUEST 2016	EST TO ORIG % 2016	BUDGET RECOMM. 2016	ADOPTED 2016
APPROPRIATIONS:									
4410	PAYMENTS TO OTHER GOVERNMENTS	800,000	800,000	800,000	829,454	800,000	100.0	800,000	800,000
	TOTAL CONTRACTUAL EXPENSES	800,000	800,000	800,000	829,454	800,000	100.0	800,000	800,000
TOTAL D5144 APPROPRIATIONS		800,000	800,000	800,000	829,454	800,000	100.0	800,000	800,000
REVENUES:									
2302	SNOW REMOVAL, OTHER	929,347	800,000	800,000	725,186	800,000	100.0	800,000	800,000
TOTAL D5144 REVENUES		929,347	800,000	800,000	725,186	800,000	100.0	800,000	800,000
TOTAL COUNTY COST		129,347-			104,268				
TOTAL HIGHWAY		10,192,098	10,858,625	11,183,825	2,958,294	12,947,462	119.2	12,947,462	12,947,462

HIGHWAY DECEMBER 16, 2015 PAGE 277

DM5130 - MACHINERY FUND

OBJECT CODE	ACCOUNT NAME	EXPENDED/ REVENUE 2014	ORIGINAL BUDGET 2015	MODIFIED BUDGET 2015	DEC31-YTD EXP./REL. 2015	DEPARTMENT REQUEST 2016	EST TO ORIG % 2016	BUDGET RECOMM. 2016	ADOPTED 2016
APPROPRIATIONS:									
1000	PERSONAL SERVICES	194,207	207,000	207,000	95,120	309,000	149.3	309,000	309,000
1950	TEMPORARY SERVICES	13,381	20,000	20,000					
1951	OVERTIME	13,069	12,000	12,000	5,969	12,000	100.0	12,000	12,000
	TOTAL PERSONAL SERVICES	220,657	239,000	239,000	101,089	321,000	134.3	321,000	321,000
2100	AUTOMOTIVE EQUIPMENT	234,020	350,000	505,606	155,541	375,000	107.1	375,000	375,000
2150	HIGHWAY & TRAFFIC SIGNAL EQUIP	19,989	100,000	100,000		100,000	100.0	100,000	100,000
2200	D.P., ELECTRONIC, COMM EQUIP.	267	5,000	19,824	14,824	5,000	100.0	5,000	5,000
2350	BUILDING MAINT,TOOLS,MACHINES	24,644	20,000	22,600	22,548	40,000	200.0	40,000	40,000
2351	BRIDGE CREW TOOLS & EQUIP	628	8,000	8,329	3,174	8,000	100.0	8,000	8,000
	TOTAL EQUIPMENT	279,548	483,000	656,359	196,087	528,000	109.3	528,000	528,000
4020	TRAVEL, TRAINING, DEVELOPMENT	84	1,000	1,000		1,000	100.0	1,000	1,000
4025	CONFERENCES AND SEMINARS		500	500		500	100.0	500	500
4051	WATER & SEWER CHARGES	10,147	10,000	10,000	3,397	10,000	100.0	10,000	10,000
4053	GAS & HEATING OIL	16,039	42,000	42,000	10,906	42,000	100.0	42,000	42,000
4054	ELECTRICITY	35,297	45,000	45,000	16,645	45,000	100.0	45,000	45,000
4055	TELEPHONE	5,900	6,000	6,000	2,494	6,000	100.0	6,000	6,000
4070	SERVICE CONTRACTS	17,268	12,000	12,000	5,078	12,000	100.0	12,000	12,000
4075	DATA PROCESSING CHGS/MAINT	1,113	1,200	1,200		4,323	360.3	4,323	4,323
4110	BUILDING REPAIR,SUPPLIES,EXP.	90,768	60,000	85,479	40,165	60,000	100.0	60,000	60,000
4121	TIRES	16,382	45,000	45,000	21,472	93,510	207.8	93,510	93,510
4122	PARTS & SUPPLIES	144,534	175,000	178,751	64,368	340,000	194.3	340,000	340,000
4124	GASOLINE	357,956	50,000	395,502	129,468	50,000	100.0	50,000	50,000
4125	DIESEL FUEL	275,682	178,000	318,774	82,564	178,000	100.0	178,000	178,000
4126	LUBRICANTS	6,832	10,000	10,000	2,100	10,000	100.0	10,000	10,000
4127	OUTSIDE REPAIRS	40,511	80,000	75,000	42,247	80,000	100.0	80,000	80,000
4128	SMALL TOOLS	20,983	12,000	17,000	11,482	15,000	125.0	15,000	15,000

HIGHWAY DECEMBER 16, 2015 PAGE 278

DM5130 - MACHINERY FUND

OBJECT CODE	ACCOUNT NAME	EXPENDED/ REVENUE 2014	ORIGINAL BUDGET 2015	MODIFIED BUDGET 2015	DEC31-YTD EXP./REL. 2015	DEPARTMENT REQUEST 2016	EST TO ORIG % 2016	BUDGET RECOMM. 2016	ADOPTED 2016
4129	OTHER	7,425	7,000	7,000	3,297	7,000	100.0	7,000	7,000
4360	SAFETY EXPENSES	858	1,000	1,000	313	1,000	100.0	1,000	1,000
	TOTAL CONTRACTUAL EXPENSES	1,047,779	735,700	1,251,206	435,996	955,333	129.9	955,333	955,333
8100	FICA	15,995	17,000	17,000	7,179	26,000	152.9	26,000	26,000
8200	N.Y.S. RETIREMENT	37,079	45,000	45,000		43,000	95.6	43,000	43,000
8300	HEALTH INSURANCE	56,009	65,000	65,000	31,589	96,000	147.7	96,000	96,000
8311	RETIREE HEALTH INSURANCE	36,814	50,000	50,000	24,304	55,000	110.0	55,000	55,000
8313	DEFERRED COMP MATCH				614	1,300		1,300	1,300
8400	WORKMEN'S COMPENSATION	3,209	3,320	3,320	3,528	3,700	111.4	3,700	3,700
	TOTAL EMPLOYEE BENEFITS	149,106	180,320	180,320	67,214	225,000	124.8	225,000	225,000
TOTAL DM5130 APPROPRIATIONS		1,697,090	1,638,020	2,326,885	800,386	2,029,333	123.9	2,029,333	2,029,333
REVENUES:									
2401	INTEREST	83			47				
2650	SALE OF SCRAP	7,956	3,000	3,000	916	3,000	100.0	3,000	3,000
2665	SALE OF EQUIPMENT	129,102	50,000	50,000	25,829	50,000	100.0	50,000	50,000
2680	INSURANCE RECOVERY	11,086		11,086					
2770	OTHER UNCLASSIFIED	495,768		450,000	139,123				
5031	INTERFUND TRANSFER	1,370,114	1,585,020	1,585,020		1,976,333	124.7	1,976,333	1,976,333
TOTAL DM5130 REVENUES		2,014,109	1,638,020	2,099,106	165,915	2,029,333	123.9	2,029,333	2,029,333
TOTAL COUNTY COST		317,019-		227,779	634,471				
TOTAL HIGHWAY		1,697,090	1,638,020	2,326,885	800,386	2,029,333	123.9	2,029,333	2,029,333

ENTERPRISE DECEMBER 16, 2015 PAGE 279

E6120 - CTR FOR NURSING/REHABILITATION

OBJECT CODE	ACCOUNT NAME	EXPENDED/ REVENUE 2 0 1 4	ORIGINAL BUDGET 2 0 1 5	MODIFIED BUDGET 2 0 1 5	DEC31-YTD EXP./REL. 2 0 1 5	DEPARTMENT REQUEST 2 0 1 6	EST TO ORIG % 2016	BUDGET RECOMM. 2 0 1 6	ADOPTED 2 0 1 6
APPROPRIATIONS:									
1000	PERSONAL SERVICES	8,303,481	8,949,287	8,949,287	3,897,461	9,216,916	103.0	9,216,916	9,216,916
1950	TEMPORARY SERVICES	2,588,367	2,462,077	2,462,077	1,168,797	2,504,512	101.7	2,504,512	2,504,512
1951	OVERTIME	962,816	1,068,296	1,068,296	429,632	1,125,035	105.3	1,125,035	1,125,035
	TOTAL PERSONAL SERVICES	11,854,664	12,479,660	12,479,660	5,495,890	12,846,463	102.9	12,846,463	12,846,463
2050	OFFICE MACH, FURNITURE, EQUIP.	6,047	14,050	14,050	466	8,250	58.7	8,250	8,250
2100	AUTOMOTIVE EQUIPMENT	59,828	137,000	137,000		39,000	28.5	39,000	39,000
2200	D.P., ELECTRONIC, COMM EQUIP.	63,101	35,375	35,375		34,000	96.1	34,000	34,000
2250	MEDICAL EQUIPMENT	90,091	33,210	33,210	6,053	62,015	186.7	62,015	62,015
2350	BUILDING MAINT,TOOLS,MACH	31,974	42,430	42,430	18,540	70,800	166.9	70,800	70,800
2450	INSTRUCTIONAL, VIDEO EQUI	7,367							
2851	INSTITUTIONAL EQUIP/MEDICAL	25,437	22,000	22,000	395	51,500	234.1	51,500	51,500
2900	CAPITAL OUTLAY	506,901	505,600	505,600	259,229	223,000	44.1	223,000	223,000
	TOTAL EQUIPMENT	790,746	789,665	789,665	284,683	488,565	61.9	488,565	488,565
4020	TRAVEL, TRAINING, DEVELOPMENT	39,793	43,725	43,725	19,947	46,775	107.0	46,775	46,775
4025	CONFERENCES AND SEMINARS	10,114	20,050	20,050	6,787	20,850	104.0	20,850	20,850
4051	WATER & SEWER CHARGES	64,011	66,000	66,000	10,933	66,000	100.0	66,000	66,000
4053	GAS & HEATING OIL	151,644	192,200	192,200	59,188	162,200	84.4	162,200	162,200
4054	ELECTRICITY	388,997	395,500	395,500	154,667	405,500	102.5	405,500	405,500
4055	TELEPHONE	54,694	61,010	61,010	20,064	60,160	98.6	60,160	60,160
4060	OFFICE SUPPLIES	32,189	35,045	35,045	12,421	34,445	98.3	34,445	34,445
4070	SERVICE CONTRACTS	180,203	242,510	242,510	91,295	247,510	102.1	247,510	247,510
4080	PROFESSIONAL SERVICES	501,605	690,690	690,690	170,800	804,889	116.5	804,889	804,889
4090	INSURANCE	68,591	115,000	115,000		115,000	100.0	115,000	115,000
4100	POSTAGE & FREIGHT	7,816	9,190	9,190	1,439,280-	9,190	100.0	9,190	9,190
4110	BUILDING REPAIR,SUPPLIES,EXP.	159,590	155,170	155,170	68,238	162,170	104.5	162,170	162,170
4120	MOTOR EQUIPMENT REPAIR & SUPPL	16	200	200	21	200	100.0	200	200

E6120 - CTR FOR NURSING/REHABILITATION

OBJECT CODE	ACCOUNT NAME	EXPENDED/ REVENUE 2 0 1 4	ORIGINAL BUDGET 2 0 1 5	MODIFIED BUDGET 2 0 1 5	DEC31-YTD EXP./REL. 2 0 1 5	DEPARTMENT REQUEST 2 0 1 6	EST TO ORIG % 2016	BUDGET RECOMM. 2 0 1 6	ADOPTED 2 0 1 6
4124	GASOLINE	24,467	25,500	25,500	5,399	30,000	117.6	30,000	30,000
4127	OUTSIDE REPAIRS	19,141	16,000	16,000	5,497	16,000	100.0	16,000	16,000
4140	EQUIPMENT REPAIR SUPPL. & EXP	108,444	101,880	101,880	46,103	96,880	95.1	96,880	96,880
4200	ADVERTISING FEES OR EXPENSE	9,123	7,700	7,700	1,519	9,150	118.8	9,150	9,150
4280	UNIFORM EXPENSE		22,180	22,180		22,180	100.0	22,180	22,180
4290	BEDDING	175,665	180,500	180,500	70,962	180,500	100.0	180,500	180,500
4331	PHYSICALS - COUNTY EMPLOYEES	10,051	13,576	13,576	8,365	13,576	100.0	13,576	13,576
4360	SAFETY EXPENSES	9,073	14,300	14,300	5,172	14,300	100.0	14,300	14,300
4370	PERMITS	8,039	10,642	10,642	6,005	10,642	100.0	10,642	10,642
4401	PURCHASED SERVICES	2,101,759	2,248,060	2,248,060	864,517	2,111,060	93.9	2,111,060	2,111,060
4402	DIRECT EXPENSES	355,162	317,013	317,013	151,837	321,713	101.5	321,713	321,713
4410	PAYMENTS TO OTHER GOVERNMENTS		423,045	423,045		375,000	88.6	375,000	375,000
4411	NYS CASH RECEIPTS ASSESSMENT	1,374,608	1,450,000	1,450,000	452,292	1,450,000	100.0	1,450,000	1,450,000
4420	HIGHWAY MATERIALS	20,074	16,000	16,000	10,847	18,000	112.5	18,000	18,000
4430	RECREATIONAL SUPPLIES	10,727	16,500	16,500	3,777	16,800	101.8	16,800	16,800
4440	MEDICAL & SAFETY SUPPLIES	625,969	719,545	719,545	611,635	719,545	100.0	719,545	719,545
4450	FOOD	3,381	7,500	7,500	2,976	8,000	106.7	8,000	8,000
4510	CHEMICALS AND BIOLOGICALS	960	1,250	1,250	401	1,250	100.0	1,250	1,250
4600	MINOR DP EQUIPMENT	4,277	1,965	1,965	667	1,965	100.0	1,965	1,965
4605	MINOR OFFICE EQUIPMENT	347	1,670	1,670	265	1,670	100.0	1,670	1,670
4625	MINOR MEDICAL EQUIPMENT	19,191	21,400	21,400	22,211	21,400	100.0	21,400	21,400
4635	MINOR BLDG MAINT EQUIPMENT	15,395	8,320	8,320	2,545	8,320	100.0	8,320	8,320
4645	MINOR AUDIO-VISUAL EQUIPMENT	1,798	1,818	1,818	993	1,818	100.0	1,818	1,818
	TOTAL CONTRACTUAL EXPENSES	6,556,914	7,652,654	7,652,654	1,449,074	7,584,658	99.1	7,584,658	7,584,658
6000	PRINCIPAL ON INDEBTEDNESS	1,135,600	1,173,800	1,173,800	1,173,800	1,083,689	92.3	1,083,689	1,083,689
	TOTAL PRINCIPAL ON INDEBTEDNES	1,135,600	1,173,800	1,173,800	1,173,800	1,083,689	92.3	1,083,689	1,083,689
7000	INTEREST ON INDEBTEDNESS	1,162,228	1,126,160	1,126,160	574,757	1,226,200	108.9	1,226,200	1,226,200
	TOTAL INTEREST ON INDEBTEDNESS	1,162,228	1,126,160	1,126,160	574,757	1,226,200	108.9	1,226,200	1,226,200

ENTERPRISE DECEMBER 16, 2015 PAGE 281

E6120 - CTR FOR NURSING/REHABILITATION

OBJECT CODE	ACCOUNT NAME	EXPENDED/ REVENUE 2014	ORIGINAL BUDGET 2015	MODIFIED BUDGET 2015	DEC31-YTD EXP./REL. 2015	DEPARTMENT REQUEST 2016	EST TO ORIG % 2016	BUDGET RECOMM. 2016	ADOPTED 2016
8100	FICA	877,518	955,000	955,000	404,797	990,000	103.7	990,000	990,000
8200	N.Y.S. RETIREMENT	2,062,257	2,163,300	2,163,300	1,392	2,210,000	102.2	2,210,000	2,210,000
8300	HEALTH INSURANCE	1,962,853	2,150,000	2,150,000	1,047,644	2,390,000	111.2	2,390,000	2,390,000
8311	RETIREE HEALTH INSURANCE	468,032	525,000	525,000	270,829	560,000	106.7	560,000	560,000
8313	DEFERRED COMP MATCH	3,847	5,000	5,000	3,633	8,000	160.0	8,000	8,000
8400	WORKMEN'S COMPENSATION	1,671,379	1,800,000	1,800,000	200,494	1,779,900	98.9	1,779,900	1,779,900
8500	UNEMPLOYMENT	6,520	40,000	40,000	3,900	30,000	75.0	30,000	30,000
	TOTAL EMPLOYEE BENEFITS	7,052,406	7,638,300	7,638,300	1,932,689	7,967,900	104.3	7,967,900	7,967,900
TOTAL E6120 APPROPRIATIONS		28,552,558	30,860,239	30,860,239	10,910,893	31,197,475	101.1	31,197,475	31,197,475
REVENUES:									
1651	IGT	6,554,874	6,000,000	6,000,000	3,422,054	6,000,000	100.0	6,000,000	6,000,000
2231	PER DIEM	17,825,948	18,351,330	18,351,330	7,046,268	18,926,644	103.1	18,926,644	18,926,644
2232	PRIVATE PAY - DAY CARE	4,025			1,430				
2401	INTEREST	6,903	105,500	105,500	2,639	98,750	93.6	98,750	98,750
2701	REFUND OF PRIOR YEARS EXPENSE	501							
2772	PRIVATE PATIENTS PER DIEM	4,974,691	6,173,409	6,173,409	1,752,996	5,867,081	95.0	5,867,081	5,867,081
2789	MISCELLANEOUS	444,191	230,000	230,000	402,175	305,000	132.6	305,000	305,000
TOTAL E6120 REVENUES		29,811,133	30,860,239	30,860,239	12,627,562	31,197,475	101.1	31,197,475	31,197,475
TOTAL COUNTY COST		1,258,575-			1,716,669-				
TOTAL ENTERPRISE		28,552,558	30,860,239	30,860,239	10,910,893	31,197,475	101.1	31,197,475	31,197,475

WATER AUTHORITY DECEMBER 16, 2015 PAGE 282

F1000 - WATER FUND

OBJECT CODE	ACCOUNT NAME	EXPENDED/ REVENUE 2014	ORIGINAL BUDGET 2015	MODIFIED BUDGET 2015	DEC31-YTD EXP./REL. 2015	DEPARTMENT REQUEST 2016	EST TO ORIG % 2016	BUDGET RECOMM. 2016	ADOPTED 2016
REVENUES:									
2401	INTEREST	1,407			372				
TOTAL F1000 REVENUES		1,407			372				
TOTAL COUNTY COST		1,407-			372-				

WATER AUTHORITY DECEMBER 16, 2015 PAGE 283

F8310 - WATER ADMINISTRATION

OBJECT CODE	ACCOUNT NAME	EXPENDED/ REVENUE 2014	ORIGINAL BUDGET 2015	MODIFIED BUDGET 2015	DEC31-YTD EXP./REL. 2015	DEPARTMENT REQUEST 2016	EST TO ORIG % 2016	BUDGET RECOMM. 2016	ADOPTED 2016
APPROPRIATIONS:									
4080	PROFESSIONAL SERVICES	1,498	6,000	6,000	374	6,000	100.0	6,000	6,000
4090	INSURANCE		5,000	5,000		5,000	100.0	5,000	5,000
	TOTAL CONTRACTUAL EXPENSES	1,498	11,000	11,000	374	11,000	100.0	11,000	11,000
TOTAL F8310 APPROPRIATIONS		1,498	11,000	11,000	374	11,000	100.0	11,000	11,000
REVENUES:									
1028	SPECIAL ASSESS. AD VALOREM		11,000	11,000		11,000	100.0	11,000	11,000
TOTAL F8310 REVENUES			11,000	11,000		11,000	100.0	11,000	11,000
TOTAL COUNTY COST		1,498			374				

WATER AUTHORITY DECEMBER 16, 2015 PAGE 284

F9710 - BOND

OBJECT CODE	ACCOUNT NAME	EXPENDED/ REVENUE 2 0 1 4	ORIGINAL BUDGET 2 0 1 5	MODIFIED BUDGET 2 0 1 5	DEC31-YTD EXP./REL. 2 0 1 5	DEPARTMENT REQUEST 2 0 1 6	EST TO ORIG % 2016	BUDGET RECOMM. 2 0 1 6	ADOPTED 2 0 1 6
APPROPRIATIONS:									
6000	PRINCIPAL ON INDEBTEDNESS	157,400	160,200	160,200	136,200	168,800	105.4	168,800	168,800
	TOTAL PRINCIPAL ON INDEBTEDNES	157,400	160,200	160,200	136,200	168,800	105.4	168,800	168,800
7000	INTEREST ON INDEBTEDNESS	118,209	114,359	114,359	58,073	109,880	96.1	109,880	109,880
	TOTAL INTEREST ON INDEBTEDNESS	118,209	114,359	114,359	58,073	109,880	96.1	109,880	109,880
	TOTAL TRANSFERS								
TOTAL F9710 APPROPRIATIONS		275,609	274,559	274,559	194,273	278,680	101.5	278,680	278,680
REVENUES:									
1028	SPECIAL ASSESS. AD VALOREM	343,204	274,559	274,559	344,002	278,680	101.5	278,680	278,680
TOTAL F9710 REVENUES		343,204	274,559	274,559	344,002	278,680	101.5	278,680	278,680
TOTAL COUNTY COST		67,595-			149,729-				
TOTAL WATER AUTHORITY		277,107	285,559	285,559	194,647	289,680	101.4	289,680	289,680

CONESUS LAKE SEWER DISTRICT DECEMBER 16, 2015 PAGE 285

G8310 - SEWER ADMINISTRATION

OBJECT CODE	ACCOUNT NAME	EXPENDED/ REVENUE 2014	ORIGINAL BUDGET 2015	MODIFIED BUDGET 2015	DEC31-YTD EXP./REL. 2015	DEPARTMENT REQUEST 2016	EST TO ORIG % 2016	BUDGET RECOMM. 2016	ADOPTED 2016
APPROPRIATIONS:									
4080	PROFESSIONAL SERVICES	587	3,000	3,000	50	3,000	100.0	3,000	3,000
	TOTAL CONTRACTUAL EXPENSES	587	3,000	3,000	50	3,000	100.0	3,000	3,000
TOTAL G8310 APPROPRIATIONS		587	3,000	3,000	50	3,000	100.0	3,000	3,000
REVENUES:									
1028	SPECIL ASSESS. AD VALOREM		3,000	3,000		3,000	100.0	3,000	3,000
2701	REFUND OF PRIOR YEARS EXPENSE	5,255-							
TOTAL G8310 REVENUES		5,255-	3,000	3,000		3,000	100.0	3,000	3,000
TOTAL COUNTY COST		5,842			50				

CONESUS LAKE SEWER DISTRICT DECEMBER 16, 2015 PAGE 286

G9710 - SERIAL BOND

OBJECT CODE	ACCOUNT NAME	EXPENDED/ REVENUE 2 0 1 4	ORIGINAL BUDGET 2 0 1 5	MODIFIED BUDGET 2 0 1 5	DEC31-YTD EXP./REL. 2 0 1 5	DEPARTMENT REQUEST 2 0 1 6	EST TO ORIG % 2016	BUDGET RECOMM. 2 0 1 6	ADOPTED 2 0 1 6
APPROPRIATIONS:									
6000	PRINCIPAL ON INDEBTEDNESS	44,000	71,938	71,938	10,000	71,938	100.0	71,938	71,938
	TOTAL PRINCIPAL ON INDEBTEDNES	44,000	71,938	71,938	10,000	71,938	100.0	71,938	71,938
7000	INTEREST ON INDEBTEDNESS	5,109	9,758	9,758	2,232	9,387	96.2	9,387	9,387
	TOTAL INTEREST ON INDEBTEDNESS	5,109	9,758	9,758	2,232	9,387	96.2	9,387	9,387
TOTAL G9710 APPROPRIATIONS		49,109	81,696	81,696	12,232	81,325	99.5	81,325	81,325
REVENUES:									
1028	SPECIL ASSESS. AD VALOREM	92,971	81,696	81,696	95,076	81,325	99.5	81,325	81,325
TOTAL G9710 REVENUES		92,971	81,696	81,696	95,076	81,325	99.5	81,325	81,325
TOTAL COUNTY COST		43,862-			82,844-				
TOTAL CONESUS LAKE SEWER DISTRICT		49,696	84,696	84,696	12,282	84,325	99.6	84,325	84,325

EMPLOYMENT AND TRAINING DECEMBER 16, 2015 PAGE 287

J6292 - WIA - LIVINGSTON

OBJECT CODE	ACCOUNT NAME	EXPENDED/ REVENUE 2014	ORIGINAL BUDGET 2015	MODIFIED BUDGET 2015	DEC31-YTD EXP./REL. 2015	DEPARTMENT REQUEST 2016	EST TO ORIG % 2016	BUDGET RECOMM. 2016	ADOPTED 2016
APPROPRIATIONS:									
1000	PERSONAL SERVICES	154,409	190,000	190,000	71,882	135,000	71.1	135,000	135,000
1950	TEMPORARY SERVICES	2,778	2,000	2,000	1,559	5,000	250.0	5,000	5,000
1951	OVERTIME	7							
	TOTAL PERSONAL SERVICES	157,194	192,000	192,000	73,441	140,000	72.9	140,000	140,000
2200	D.P., ELECTRONIC, COMM EQUIP.	1,133	2,000	2,000		3,000	150.0	3,000	3,000
	TOTAL EQUIPMENT	1,133	2,000	2,000		3,000	150.0	3,000	3,000
4020	TRAVEL, TRAINING, DEVELOPMENT	3,942	5,000	5,000	3,115				
4025	CONFERENCES AND SEMINARS	121	1,000	1,000					
4045	MAINTENANCE IN LIEU OF RENT	6,521	12,000	12,000	3,682	5,500	45.8	5,500	5,500
4055	TELEPHONE	1,352	2,000	2,000	819	2,000	100.0	2,000	2,000
4060	OFFICE SUPPLIES	474	4,000	4,000	632	4,000	100.0	4,000	4,000
4075	DATA PROCESSING CHGS/MAINT	6,767	13,000	13,000	2,999	13,000	100.0	13,000	13,000
4076	COPIER DEPT CHARGES	3,964	6,000	6,000	957	6,000	100.0	6,000	6,000
4080	PROFESSIONAL SERVICES		4,500	3,500		1,000	22.2	1,000	1,000
4100	POSTAGE & FREIGHT	585	500	500	420				
4120	MOTOR EQUIPMENT REPAIR & SUPPL			1,000	340	1,000		1,000	1,000
4190	AGENCY CONTRACTS	51,747		180,969	91,330				
4240	ASSISTANCE PAYMENTS		1,500	1,500					
4450	FOOD	11	200	200		500	250.0	500	500
4531	TRAINING FACILITIES COST	100,139	60,000	60,000	31,277	88,000	146.7	88,000	88,000
4532	OJT COSTS	4,129	10,000	10,000					
4533	PARTICIPANT TRAINING SUPPLIES	11,470			1,623	4,000		4,000	4,000
	TOTAL CONTRACTUAL EXPENSES	191,222	119,700	300,669	137,194	125,000	104.4	125,000	125,000
8100	FICA	11,674	14,500	14,500	5,452	14,000	96.6	14,000	14,000
8200	N.Y.S. RETIREMENT	29,132	33,000	33,000		26,000	78.8	26,000	26,000

EMPLOYMENT AND TRAINING DECEMBER 16, 2015 PAGE 288

J6292 - WIA - LIVINGSTON

OBJECT CODE	ACCOUNT NAME	EXPENDED/ REVENUE 2014	ORIGINAL BUDGET 2015	MODIFIED BUDGET 2015	DEC31-YTD EXP./REL. 2015	DEPARTMENT REQUEST 2016	EST TO ORIG % 2016	BUDGET RECOMM. 2016	ADOPTED 2016
8300	HEALTH INSURANCE	16,137	31,500	31,500	6,644	26,000	82.5	26,000	26,000
8311	RETIREE HEALTH INSURANCE	2,999			2,135				
8313	DEFERRED COMP MATCH	993	4,000	4,000	1,320	4,000	100.0	4,000	4,000
8400	WORKMEN'S COMPENSATION	2,203	2,500	2,500	2,729	3,000	120.0	3,000	3,000
8500	UNEMPLOYMENT		500	500					
	TOTAL EMPLOYEE BENEFITS	63,138	86,000	86,000	18,280	73,000	84.9	73,000	73,000
TOTAL J6292 APPROPRIATIONS		412,687	399,700	580,669	228,915	341,000	85.3	341,000	341,000
REVENUES:									
2701	REFUND OF PRIOR YEARS EXPENSE	147							
2770	ASSESSMENT REVENUE	450							
4790	FEDERAL AID	417,729	399,700	579,700	8,504	341,000	85.3	341,000	341,000
TOTAL J6292 REVENUES		418,326	399,700	579,700	8,504	341,000	85.3	341,000	341,000
TOTAL COUNTY COST		5,639-		969	220,411				

EMPLOYMENT AND TRAINING DECEMBER 16, 2015 PAGE 289

J6293 - GLOW YOUTH PROGRAMS

OBJECT CODE	ACCOUNT NAME	EXPENDED/ REVENUE 2014	ORIGINAL BUDGET 2015	MODIFIED BUDGET 2015	DEC31-YTD EXP./REL. 2015	DEPARTMENT REQUEST 2016	EST TO ORIG % 2016	BUDGET RECOMM. 2016	ADOPTED 2016
APPROPRIATIONS:									
4160	CONTRACTUAL EXPENSE	21,587	75,000	75,000	24,270				
	TOTAL CONTRACTUAL EXPENSES	21,587	75,000	75,000	24,270				
TOTAL J6293 APPROPRIATIONS		21,587	75,000	75,000	24,270				
REVENUES:									
4790	FEDERAL AID	21,587	75,000	75,000					
TOTAL J6293 REVENUES		21,587	75,000	75,000					
TOTAL COUNTY COST					24,270				

EMPLOYMENT AND TRAINING DECEMBER 16, 2015 PAGE 290

J6294 - GLOW DPN

OBJECT CODE	ACCOUNT NAME	EXPENDED/ REVENUE 2014	ORIGINAL BUDGET 2015	MODIFIED BUDGET 2015	DEC31-YTD EXP./REL. 2015	DEPARTMENT REQUEST 2016	EST TO ORIG % 2016	BUDGET RECOMM. 2016	ADOPTED 2016
APPROPRIATIONS:									
	TOTAL EQUIPMENT								
4160	CONTRACTUAL EXPENSE	38,714							
	TOTAL CONTRACTUAL EXPENSES	38,714							
TOTAL J6294 APPROPRIATIONS		38,714							
REVENUES:									
4790	FEDERAL AID	38,714							
TOTAL J6294 REVENUES		38,714							
TOTAL COUNTY COST									

J6295 - SUMMER YOUTH EMPLOYMENT PROG.

OBJECT CODE	ACCOUNT NAME	EXPENDED/ REVENUE 2014	ORIGINAL BUDGET 2015	MODIFIED BUDGET 2015	DEC31-YTD EXP./REL. 2015	DEPARTMENT REQUEST 2016	EST TO ORIG % 2016	BUDGET RECOMM. 2016	ADOPTED 2016
APPROPRIATIONS:									
1000	PERSONAL SERVICES	3,967	10,000	10,000	3,799				
1950	TEMPORARY SERVICES	5,279	5,000	5,000	482				
	TOTAL PERSONAL SERVICES	9,246	15,000	15,000	4,281				
	TOTAL EQUIPMENT								
4020	TRAVEL, TRAINING, DEVELOPMENT	936	15,000	15,000	87				
4045	MAINTENANCE IN LIEU OF RENT	188	250	250	204				
4055	TELEPHONE	50	250	250	49				
4060	OFFICE SUPPLIES	192	250	250	56				
4075	DATA PROCESSING CHGS/MAINT	326	250	250					
4076	COPIER DEPT CHARGES	58	500	500					
4100	POSTAGE & FREIGHT	15	100	100					
4200	ADVERTISING FEES OR EXPENSE	888	500	500					
4450	FOOD		100	100					
	TOTAL CONTRACTUAL EXPENSES	2,653	17,200	17,200	396				
8100	FICA	707	550	550	321				
8200	N.Y.S. RETIREMENT	2,573	700	700					
8300	HEALTH INSURANCE	142	250	250	15				
8313	DEFERRED COMP MATCH	162	50	50	7				
8400	WORKMEN'S COMPENSATION	367	100	100	223				
8500	UNEMPLOYMENT		200	200					
	TOTAL EMPLOYEE BENEFITS	3,951	1,850	1,850	566				
TOTAL J6295 APPROPRIATIONS		15,850	34,050	34,050	5,243				
REVENUES:									

EMPLOYMENT AND TRAINING DECEMBER 16, 2015 PAGE 292

J6295 - SUMMER YOUTH EMPLOYMENT PROG.

OBJECT CODE	ACCOUNT NAME	EXPENDED/ REVENUE 2014	ORIGINAL BUDGET 2015	MODIFIED BUDGET 2015	DEC31-YTD EXP./REL. 2015	DEPARTMENT REQUEST 2016	EST TO ORIG % 2016	BUDGET RECOMM. 2016	ADOPTED 2016
4790	FEDERAL AID	15,855	34,050	34,050					
TOTAL J6295 REVENUES		15,855	34,050	34,050					
TOTAL COUNTY COST		5-			5,243				

EMPLOYMENT AND TRAINING DECEMBER 16, 2015 PAGE 293

J6297 - WIA - WIB/GR

OBJECT CODE	ACCOUNT NAME	EXPENDED/ REVENUE 2014	ORIGINAL BUDGET 2015	MODIFIED BUDGET 2015	DEC31-YTD EXP./REL. 2015	DEPARTMENT REQUEST 2016	EST TO ORIG % 2016	BUDGET RECOMM. 2016	ADOPTED 2016
APPROPRIATIONS:									
1000	PERSONAL SERVICES					152,000		152,000	152,000
	TOTAL PERSONAL SERVICES					152,000		152,000	152,000
2200	D.P., ELECTRONIC, COMM EQ					37,000		37,000	37,000
	TOTAL EQUIPMENT					37,000		37,000	37,000
4020	TRAVEL, TRAINING, DEVELOP					3,500		3,500	3,500
4045	MAINTENANCE IN LIEU OF RE					22,500		22,500	22,500
4055	TELEPHONE					2,500		2,500	2,500
4060	OFFICE SUPPLIES					5,000		5,000	5,000
4075	DATA PROCESSING CHGS/MAIN					3,000		3,000	3,000
4076	COPIER DEPT CHARGES					1,000		1,000	1,000
4080	PROFESSIONAL SERVICES					6,000		6,000	6,000
4100	POSTAGE & FREIGHT					1,000		1,000	1,000
4160	CONTRACTUAL EXPENSE					404,500		404,500	404,500
4450	FOOD					500		500	500
	TOTAL CONTRACTUAL EXPENSES					449,500		449,500	449,500
8100	FICA					10,000		10,000	10,000
8200	N.Y.S. RETIREMENT					25,000		25,000	25,000
8300	HEALTH INSURANCE					25,000		25,000	25,000
8313	DEFERRED COMP MATCH					4,000		4,000	4,000
8400	WORKMEN'S COMPENSATION					4,000		4,000	4,000
8500	UNEMPLOYMENT					2,000		2,000	2,000
	TOTAL EMPLOYEE BENEFITS					70,000		70,000	70,000
TOTAL J6297 APPROPRIATIONS						708,500		708,500	708,500

EMPLOYMENT AND TRAINING DECEMBER 16, 2015 PAGE 294

J6297 - WIA - WIB/GR

OBJECT CODE	ACCOUNT NAME	EXPENDED/ REVENUE 2014	ORIGINAL BUDGET 2015	MODIFIED BUDGET 2015	DEC31-YTD EXP./REL. 2015	DEPARTMENT REQUEST 2016	EST TO ORIG % 2016	BUDGET RECOMM. 2016	ADOPTED 2016
REVENUES:									
4790	FEDERAL AID					708,500		708,500	708,500
TOTAL J6297 REVENUES						708,500		708,500	708,500
TOTAL COUNTY COST									

EMPLOYMENT AND TRAINING DECEMBER 16, 2015 PAGE 295

J6298 - WIA YOUTH PROGRAM

OBJECT CODE	ACCOUNT NAME	EXPENDED/ REVENUE 2014	ORIGINAL BUDGET 2015	MODIFIED BUDGET 2015	DEC31-YTD EXP./REL. 2015	DEPARTMENT REQUEST 2016	EST TO ORIG % 2016	BUDGET RECOMM. 2016	ADOPTED 2016
APPROPRIATIONS:									
1000	PERSONAL SERVICES	59,363	85,000	85,000	40,912	10,000	11.8	10,000	10,000
1950	TEMPORARY SERVICES	5,814	2,500	2,500	2,391	7,000	280.0	7,000	7,000
1951	OVERTIME	45							
	TOTAL PERSONAL SERVICES	65,222	87,500	87,500	43,303	17,000	19.4	17,000	17,000
2200	D.P., ELECTRONIC, COMM EQUIP.	366	500	500					
	TOTAL EQUIPMENT	366	500	500					
4020	TRAVEL, TRAINING, DEVELOPMENT	5,174	4,000	4,184	4,660				
4025	CONFERENCES AND SEMINARS	937	1,000	1,000					
4045	MAINTENANCE IN LIEU OF RENT	3,184	4,300	4,300	1,980				
4055	TELEPHONE	869	1,000	1,000	691				
4060	OFFICE SUPPLIES	1,753	600	600	311				
4075	DATA PROCESSING CHGS/MAINT	2,218	3,000	3,000					
4076	COPIER DEPT CHARGES	363	1,000	1,000	585				
4100	POSTAGE & FREIGHT	133	200	200	256				
4240	ASSISTANCE PAYMENTS		1,500	1,500					
4450	FOOD	10	100	100	108				
4531	TRAINING FACILITIES COST	385	4,000	4,000	3,000	3,000	75.0	3,000	3,000
4533	PARTICIPANT TRAINING SUPPLIES	82			71				
	TOTAL CONTRACTUAL EXPENSES	15,108	20,700	20,884	11,662	3,000	14.5	3,000	3,000
8100	FICA	4,865	6,500	6,500	3,247	1,000	15.4	1,000	1,000
8200	N.Y.S. RETIREMENT	11,343	12,000	12,000		1,000	8.3	1,000	1,000
8300	HEALTH INSURANCE	3,502	4,000	4,000	3,311	1,000	25.0	1,000	1,000
8313	DEFERRED COMP MATCH	1,358	500	500	576				
8400	WORKMEN'S COMPENSATION	964	1,000	1,000	1,166				
8500	UNEMPLOYMENT		500	500					
	TOTAL EMPLOYEE BENEFITS	22,032	24,500	24,500	8,300	3,000	12.2	3,000	3,000
TOTAL J6298 APPROPRIATIONS		102,728	133,200	133,384	63,265	23,000	17.3	23,000	23,000

EMPLOYMENT AND TRAINING DECEMBER 16, 2015 PAGE 296

J6298 - WIA YOUTH PROGRAM

OBJECT CODE	ACCOUNT NAME	EXPENDED/ REVENUE 2014	ORIGINAL BUDGET 2015	MODIFIED BUDGET 2015	DEC31-YTD EXP./REL. 2015	DEPARTMENT REQUEST 2016	EST TO ORIG % 2016	BUDGET RECOMM. 2016	ADOPTED 2016
REVENUES:									
4790	FEDERAL AID	97,385	133,200	133,200		23,000	17.3	23,000	23,000
TOTAL J6298 REVENUES		97,385	133,200	133,200		23,000	17.3	23,000	23,000
TOTAL COUNTY COST		5,343		184	63,265				
TOTAL EMPLOYMENT AND TRAINING		591,566	641,950	823,103	321,693	1,072,500	167.1	1,072,500	1,072,500

M1710 - ADMINISTRATION

OBJECT CODE	ACCOUNT NAME	EXPENDED/ REVENUE 2 0 1 4	ORIGINAL BUDGET 2 0 1 5	MODIFIED BUDGET 2 0 1 5	DEC31-YTD EXP./REL. 2 0 1 5	DEPARTMENT REQUEST 2 0 1 6	EST TO ORIG % 2016	BUDGET RECOMM. 2 0 1 6	ADOPTED 2 0 1 6
APPROPRIATIONS:									
4160	CONTRACTUAL EXPENSE	843,603	823,300	823,300	405,220	744,900	90.5	744,900	744,900
	TOTAL CONTRACTUAL EXPENSES	843,603	823,300	823,300	405,220	744,900	90.5	744,900	744,900
TOTAL M1710 APPROPRIATIONS		843,603	823,300	823,300	405,220	744,900	90.5	744,900	744,900
REVENUES:									
2222	PARTICIPANTS ASSESSMENTS	1,219,300	1,284,300	1,284,300	1,284,300	1,246,900	97.1	1,246,900	1,246,900
2401	INTEREST	172	10,000	10,000	42	10,000	100.0	10,000	10,000
2402	INTEREST ON RESERVE	7,446			1,816				
TOTAL M1710 REVENUES		1,226,918	1,294,300	1,294,300	1,286,158	1,256,900	97.1	1,256,900	1,256,900
TOTAL COUNTY COST		383,315-	471,000-	471,000-	880,938-	512,000-	108.7	512,000-	512,000-

M1930 - JUDGEMENTS & CLAIMS

OBJECT CODE	ACCOUNT NAME	EXPENDED/ REVENUE 2014	ORIGINAL BUDGET 2015	MODIFIED BUDGET 2015	DEC31-YTD EXP./REL. 2015	DEPARTMENT REQUEST 2016	EST TO ORIG % 2016	BUDGET RECOMM. 2016	ADOPTED 2016
APPROPRIATIONS:									
4160	CONTRACTUAL EXPENSE	4,798,405	2,691,000	2,691,000	934,650	2,607,000	96.9	2,607,000	2,607,000
	TOTAL CONTRACTUAL EXPENSES	4,798,405	2,691,000	2,691,000	934,650	2,607,000	96.9	2,607,000	2,607,000
TOTAL M1930 APPROPRIATIONS		4,798,405	2,691,000	2,691,000	934,650	2,607,000	96.9	2,607,000	2,607,000
REVENUES:									
2680	INSURANCE RECOVERIES	435,578	420,000	420,000	327,055	420,000	100.0	420,000	420,000
2701	REFUND OF PRIO YRS EXP	381							
2801	INTERFUND REVENUES	1,712,074	1,800,000	1,800,000	16,228	1,800,000	100.0	1,800,000	1,800,000
TOTAL M1930 REVENUES		2,148,033	2,220,000	2,220,000	343,283	2,220,000	100.0	2,220,000	2,220,000
TOTAL COUNTY COST		2,650,372	471,000	471,000	591,367	387,000	82.2	387,000	387,000

M9568 - CONTRIBUTED RESERVE

OBJECT CODE	ACCOUNT NAME	EXPENDED/ REVENUE 2 0 1 4	ORIGINAL BUDGET 2 0 1 5	MODIFIED BUDGET 2 0 1 5	DEC31-YTD EXP./REL. 2 0 1 5	DEPARTMENT REQUEST 2 0 1 6	EST TO ORIG % 2016	BUDGET RECOMM. 2 0 1 6	ADOPTED 2 0 1 6
APPROPRIATIONS:									
4000	CONTRACTUAL EXPENSES				164,000	125,000		125,000	125,000
	TOTAL CONTRACTUAL EXPENSES				164,000	125,000		125,000	125,000
TOTAL M9568 APPROPRIATIONS					164,000	125,000		125,000	125,000
TOTAL COUNTY COST					164,000	125,000		125,000	125,000

MS1710 - ADMINISTRATION

OBJECT CODE	ACCOUNT NAME	EXPENDED/ REVENUE 2014	ORIGINAL BUDGET 2015	MODIFIED BUDGET 2015	DEC31-YTD EXP./REL. 2015	DEPARTMENT REQUEST 2016	EST TO ORIG % 2016	BUDGET RECOMM. 2016	ADOPTED 2016
APPROPRIATIONS:									
4160	CONTRACTUAL EXPENSE	954,428			440,121				
	TOTAL CONTRACTUAL EXPENSES	954,428			440,121				
TOTAL MS1710 APPROPRIATIONS		954,428			440,121				
REVENUES:									
2401	INTEREST EARNINGS	514			225				
TOTAL MS1710 REVENUES		514			225				
TOTAL COUNTY COST		953,914			439,896				

MS1930 - JUDGEMENTS & CLAIMS

OBJECT CODE	ACCOUNT NAME	EXPENDED/ REVENUE 2014	ORIGINAL BUDGET 2015	MODIFIED BUDGET 2015	DEC31-YTD EXP./REL. 2015	DEPARTMENT REQUEST 2016	EST TO ORIG % 2016	BUDGET RECOMM. 2016	ADOPTED 2016
APPROPRIATIONS:									
4160	CONTRACTUAL EXPENSE	9,441,090			5,148,720				
	TOTAL CONTRACTUAL EXPENSES	9,441,090			5,148,720				
TOTAL MS1930 APPROPRIATIONS		9,441,090			5,148,720				
REVENUES:									
2680	INSURANCE RECOVERIES	279,877			95,856				
2709	EMPLOYEE CONTRIBUTIONS	10,550,815			5,601,464				
TOTAL MS1930 REVENUES		10,830,692			5,697,320				
TOTAL COUNTY COST		1,389,602-			548,600-				

MS9950 - TRANSFER TO OTHER FUNDS

OBJECT CODE	ACCOUNT NAME	EXPENDED/ REVENUE 2014	ORIGINAL BUDGET 2015	MODIFIED BUDGET 2015	DEC31-YTD EXP./REL. 2015	DEPARTMENT REQUEST 2016	EST TO ORIG % 2016	BUDGET RECOMM. 2016	ADOPTED 2016
APPROPRIATIONS:									
9000	INTERFUND TRANSFERS			375,000	375,000				
	TOTAL TRANSFERS			375,000	375,000				
TOTAL MS9950 APPROPRIATIONS				375,000	375,000				
TOTAL COUNTY COST				375,000	375,000				

TRUST FUNDS DECEMBER 16, 2015 PAGE 303

TE8002 - CAMPUS SNF MEMORIAL FUNDS

OBJECT CODE	ACCOUNT NAME	EXPENDED/ REVENUE 2014	ORIGINAL BUDGET 2015	MODIFIED BUDGET 2015	DEC31-YTD EXP./REL. 2015	DEPARTMENT REQUEST 2016	EST TO ORIG % 2016	BUDGET RECOMM. 2016	ADOPTED 2016
REVENUES:									
TOTAL TE8002 REVENUES									
TOTAL COUNTY COST									

TE8003 - HOSPICE TRUST

OBJECT CODE	ACCOUNT NAME	EXPENDED/ REVENUE 2014	ORIGINAL BUDGET 2015	MODIFIED BUDGET 2015	DEC31-YTD EXP./REL. 2015	DEPARTMENT REQUEST 2016	EST TO ORIG % 2016	BUDGET RECOMM. 2016	ADOPTED 2016
APPROPRIATIONS:									
4160	CONTRACTUAL EXPENSE	14,894			17,658				
	TOTAL CONTRACTUAL EXPENSES	14,894			17,658				
TOTAL TE8003 APPROPRIATIONS		14,894			17,658				
REVENUES:									
2401	INTEREST	67			24				
2705	GIFTS & DONATIONS	27,583			20,768				
TOTAL TE8003 REVENUES		27,650			20,792				
TOTAL COUNTY COST		12,756-			3,134-				

TRUST FUNDS DECEMBER 16, 2015 PAGE 305

TE8004 - SNF RESIDENTS MEMORIAL FD

OBJECT CODE	ACCOUNT NAME	EXPENDED/ REVENUE 2014	ORIGINAL BUDGET 2015	MODIFIED BUDGET 2015	DEC31-YTD EXP./REL. 2015	DEPARTMENT REQUEST 2016	EST TO ORIG % 2016	BUDGET RECOMM. 2016	ADOPTED 2016
APPROPRIATIONS:									
4160	CONTRACTUAL EXPENSE	2,762			89				
	TOTAL CONTRACTUAL EXPENSES	2,762			89				
TOTAL TE8004 APPROPRIATIONS		2,762			89				
REVENUES:									
2401	INTEREST	5			2				
2705	GIFTS & DONATIONS	1,645			815				
TOTAL TE8004 REVENUES		1,650			817				
TOTAL COUNTY COST		1,112			728-				

TRUST FUNDS DECEMBER 16, 2015 PAGE 306

TE8005 - WIC DONATION

OBJECT CODE	ACCOUNT NAME	EXPENDED/ REVENUE 2014	ORIGINAL BUDGET 2015	MODIFIED BUDGET 2015	DEC31-YTD EXP./REL. 2015	DEPARTMENT REQUEST 2016	EST TO ORIG % 2016	BUDGET RECOMM. 2016	ADOPTED 2016
REVENUES:									
2401	INTEREST	13			4				
TOTAL TE8005 REVENUES		13			4				
TOTAL COUNTY COST		13-			4-				
TOTAL		16,055,182	3,514,300	3,889,300	7,485,458	3,476,900	98.9	3,476,900	3,476,900